



Part I Crime - Comparison Report

Providence Police Department

Through 1/6/2019
Week 1

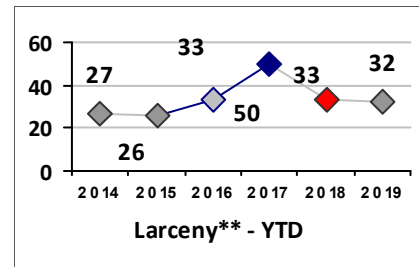
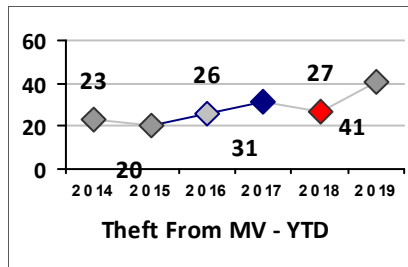
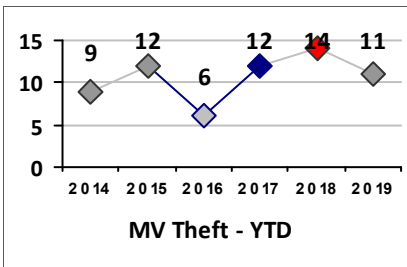
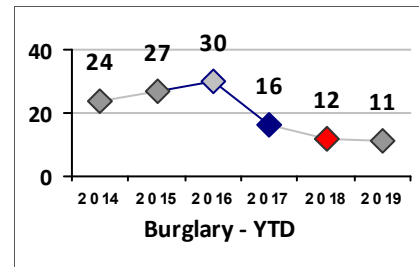
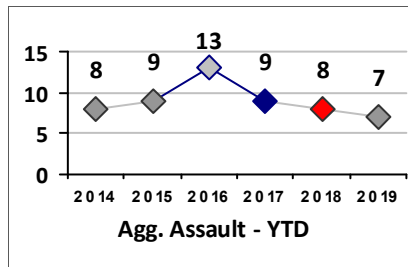
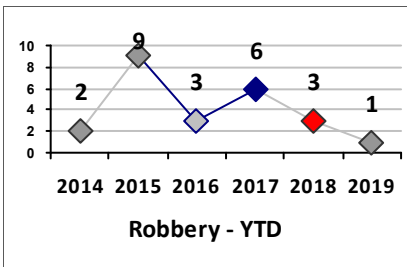
Citywide

4 Week Trend 12/10/2018 - 1/6/2019	Past 28 Days 12/10/2018 - 1/6/2019	Year to Date January 1 - January 6
---------------------------------------	---------------------------------------	---------------------------------------

Violent Crime	Current Week	Last Week	Wk -1	Wk -2	Past 28 Days	Past 28 Days LY	Chg.	Current Year	Last Year	Chg.	Wght. 5yr Avg	Chg.
Homicide	1	1	0	0	2	2	0%	1	1	0%	0	--
Sex Offenses, Forcible*	1	0	7	0	8	7	14%	1	1	0%	2	-50%
Robbery W Firearm	1	2	3	3	9	4	125%	1	1	0%	2	-50%
Robbery Other	0	3	7	3	13	9	44%	0	2	--	3	--
Agg. Assault W Firearm	1	2	4	1	8	3	167%	1	1	0%	3	-67%
Agg. Assault	10	7	8	4	29	29	0%	6	8	-25%	8	-25%
Total	14	15	29	11	69	54	28%	10	14	-29%	18	-44%

Property Crime	Current Week	Last Week	Wk -1	Wk -2	Past 28 Days	Past 28 Days LY	Chg.	Current Year	Last Year	Chg.	Wght. 5yr Avg	Chg.
Burglary	12	18	15	19	64	71	-10%	11	16	-31%	23	-52%
MV Theft	15	15	13	4	47	62	-24%	11	18	-39%	13	-15%
Larceny from MV	43	48	34	35	160	157	2%	41	36	14%	34	21%
Larceny**	36	30	56	55	177	167	6%	32	35	-9%	40	-20%
Total	106	111	118	113	448	457	-2%	95	105	-10%	110	-14%

Other Crime	Current Week	Last Week	Wk -1	Wk -2	Past 28 Days	Past 28 Days LY	Chg.	Current Year	Last Year	Chg.	Wght. 5yr Avg	Chg.
Assault Other	31	37	42	30	140	127	10%	26	26	0%	29	-10%
Vandalism	28	31	23	42	124	142	-13%	24	30	-20%	36	-33%
Weapons Offenses	3	3	3	2	11	15	-27%	3	5	-40%	4	-25%
Drug Offenses	18	5	6	16	45	66	-32%	17	12	42%	13	31%
Liquor Law Violations	0	0	1	0	1	2	-50%	0	0	--	0	--
Total	80	76	75	90	321	352	-9%	70	73	-4%	81	-14%



Figures are preliminary and subject to further analysis and revision

* Sex Offenses, Forcible includes forcible rape, forcible sodomy, forcible fondling, sexual assault with an object

** Larceny includes shoplifting, pickpocket, pursesnatch, from building, bicycles, motor vehicle parts or accessories, and other.



Part I Crime - Comparison Report

Providence Police Department

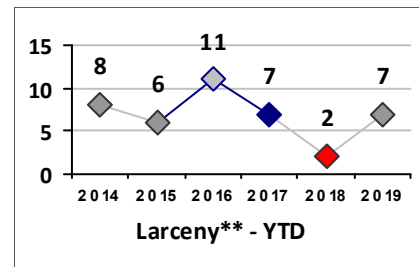
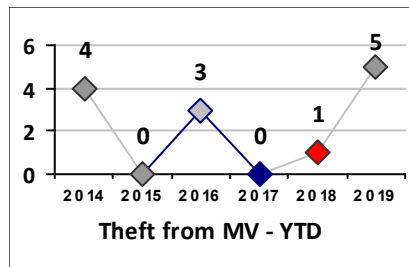
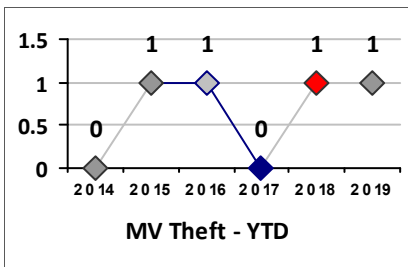
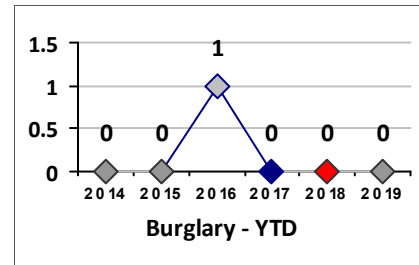
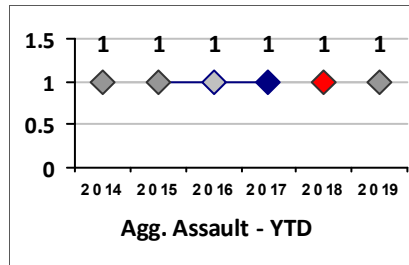
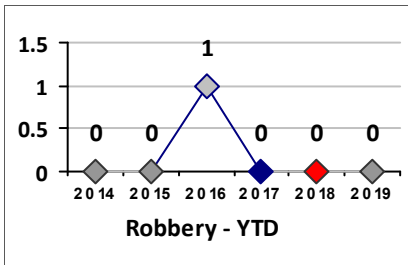
Through 1/6/2019
Week 1

District 1											
4 Week Trend 12/10/2018 - 1/6/2019				Past 28 Days 12/10/2018 - 1/6/2019				Year to Date January 1 - January 6			

Violent Crime	Current Week	Last Week	Wk -1	Wk -2	Past 28 Days	Past 28 Days LY	Chg.	Current Year	Last Year	Chg.	Wght. 5yr Avg	Chg.
Homicide	0	1	0	0	1	0	--	0	0	0%	0	--
Sex Offenses, Forcible*	0	0	1	0	1	1	0%	0	1	-100%	0	--
Robbery Other	0	0	0	1	1	0	--	0	0	0%	0	--
Robbery W Firearm	0	1	0	0	1	0	--	0	0	0%	0	--
Agg. Assault	1	1	0	0	2	1	100%	1	1	0%	1	0%
Agg. Assault W Firearm	0	0	0	0	0	0	--	0	0	0%	0	--
Total	1	3	1	1	6	2	200%	1	2	-50%	1	0%

Property Crime	Current Week	Last Week	Wk -1	Wk -2	Past 28 Days	Past 28 Days LY	Chg.	Current Year	Last Year	Chg.	Wght. 5yr Avg	Chg.
Burglary	0	2	0	0	2	0	--	0	0	0%	0	--
MV Theft	1	0	0	0	1	2	-50%	1	1	0%	1	0%
Larceny from MV	5	2	1	2	10	16	-38%	5	3	67%	3	67%
Larceny**	7	6	8	11	32	27	19%	7	3	133%	7	0%
Total	13	10	9	13	45	45	0%	13	7	86%	11	18%

Other Crime	Current Week	Last Week	Wk -1	Wk -2	Past 28 Days	Past 28 Days LY	Chg.	Current Year	Last Year	Chg.	Wght. 5yr Avg	Chg.
Assault Other	2	2	7	1	12	7	71%	1	2	-50%	2	-50%
Vandalism	2	0	2	3	7	8	-13%	2	2	0%	3	-33%
Drug Offenses	2	0	0	0	2	1	100%	1	0	100%	1	0%
Weapons Offenses	1	2	0	0	3	1	200%	1	0	100%	0	--
Liquor Law Violations	0	0	0	0	0	1	--	0	0	0%	0	--
Total	7	4	9	4	24	18	33%	5	4	25%	5	0%



Figures are preliminary and subject to further analysis and revision

* Sex Offenses, Forcible includes forcible rape, forcible sodomy, forcible fondling, sexual assault with an object

** Larceny includes shoplifting, pickpocket, pursesnatch, from building, bicycles, motor vehicle parts or accessories, and other.



Part I Crime - Comparison Report

Providence Police Department

Through 1/6/2019
Week 1

District 2

4 Week Trend
12/10/2018 - 1/6/2019

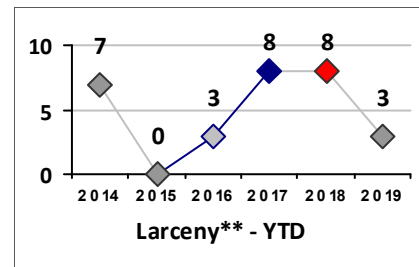
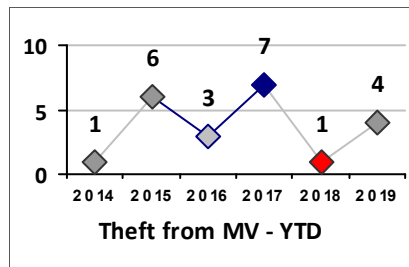
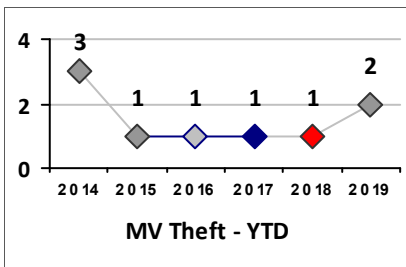
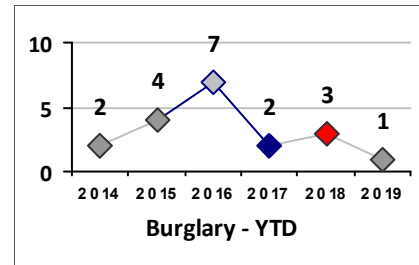
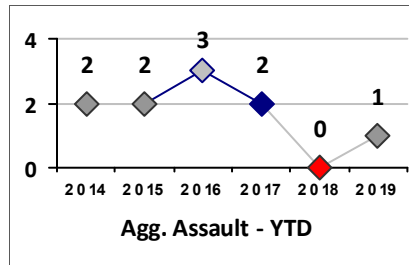
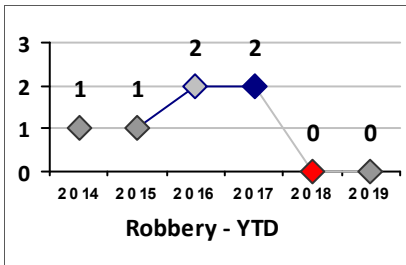
Past 28 Days
12/10/2018 - 1/6/2019

Year to Date
January 1 - January 6

Violent Crime	Current Week	Last Week	Wk -1	Wk -2	Past 28 Days	Past 28 Days LY	Chg.	Current Year	Last Year	Chg.	Wght. 5yr Avg	Chg.
Homicide	0	0	0	0	0	0	--	0	0	0%	0	--
Sex Offenses, Forcible*	1	0	1	0	2	1	100%	1	0	100%	1	0%
Robbery Other	0	0	0	0	0	0	--	0	0	0%	1	--
Robbery W Firearm	0	0	0	1	1	1	0%	0	0	0%	0	--
Agg. Assault	3	0	1	2	6	4	50%	1	0	100%	1	0%
Agg. Assault W Firearm	0	0	3	1	4	0	--	0	0	0%	1	--
Total	4	0	5	4	13	6	117%	2	0	200%	3	-33%

Property Crime	Current Week	Last Week	Wk -1	Wk -2	Past 28 Days	Past 28 Days LY	Chg.	Current Year	Last Year	Chg.	Wght. 5yr Avg	Chg.
Burglary	1	1	2	2	6	8	-25%	1	5	-80%	4	-75%
MV Theft	2	3	2	0	7	8	-13%	2	1	100%	1	100%
Larceny from MV	5	1	2	1	9	11	-18%	4	1	300%	4	0%
Larceny**	3	3	3	1	10	31	-68%	3	8	-63%	7	-57%
Total	11	8	9	4	32	58	-45%	10	15	-33%	16	-38%

Other Crime	Current Week	Last Week	Wk -1	Wk -2	Past 28 Days	Past 28 Days LY	Chg.	Current Year	Last Year	Chg.	Wght. 5yr Avg	Chg.
Assault Other	8	3	7	7	25	19	32%	7	3	133%	5	40%
Vandalism	3	4	2	4	13	16	-19%	2	6	-67%	4	-50%
Drug Offenses	4	1	2	2	9	14	-36%	4	0	400%	2	100%
Weapons Offenses	0	0	0	1	1	4	-75%	0	1	-100%	1	--
Liquor Law Violations	0	0	0	0	0	0	--	0	0	0%	0	--
Total	15	8	11	14	48	53	-9%	13	10	30%	12	8%



Figures are preliminary and subject to further analysis and revision

* Sex Offenses, Forcible includes forcible rape, forcible sodomy, forcible fondling, sexual assault with an object

** Larceny includes shoplifting, pickpocket, pursesnatch, from building, bicycles, motor vehicle parts or accessories, and other.



Part I Crime - Comparison Report

Providence Police Department

Through 1/6/2019
Week 1

District 3

4 Week Trend
12/10/2018 - 1/6/2019

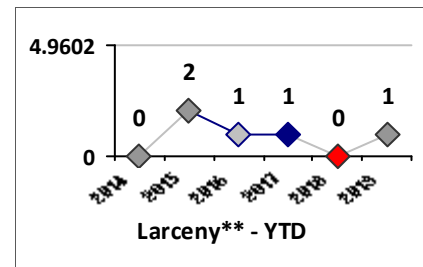
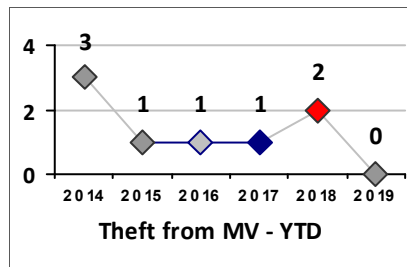
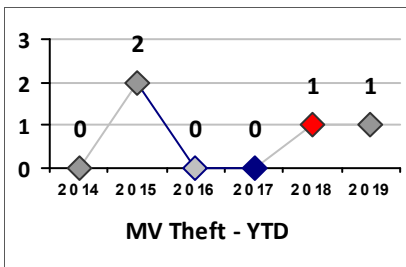
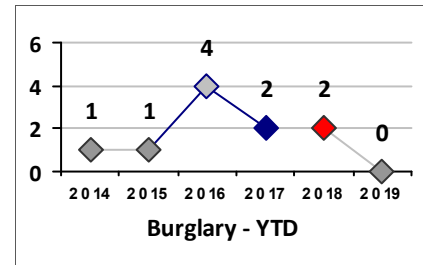
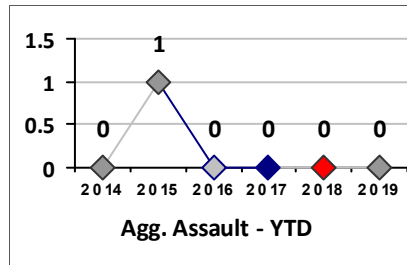
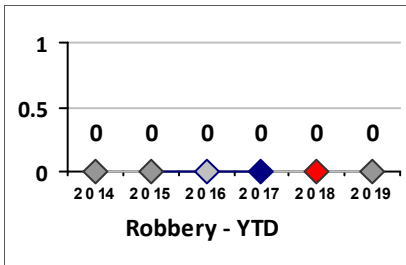
Past 28 Days
12/10/2018 - 1/6/2019

Year to Date
January 1 - January 6

Violent Crime	Current Week	Last Week	Wk -1	Wk -2	Past 28 Days	Past 28 Days LY	Chg.	Current Year	Last Year	Chg.	Wght. 5yr Avg	Chg.
Homicide	0	0	0	0	0	0	--	0	0	0%	0	--
Sex Offenses, Forcible*	0	0	2	0	2	0	--	0	0	0%	0	--
Robbery Other	0	0	0	0	0	0	--	0	0	0%	0	--
Robbery W Firearm	0	0	0	0	0	1	--	0	0	0%	0	--
Agg. Assault	0	0	2	0	2	2	0%	0	0	0%	0	--
Agg. Assault W Firearm	0	0	0	0	0	0	--	0	0	0%	0	--
Total	0	0	4	0	4	3	33%	0	0	0%	0	0%

Property Crime	Current Week	Last Week	Wk -1	Wk -2	Past 28 Days	Past 28 Days LY	Chg.	Current Year	Last Year	Chg.	Wght. 5yr Avg	Chg.
Burglary	0	0	0	0	0	6	--	0	2	-100%	2	--
MV Theft	1	1	0	0	2	4	-50%	1	2	-50%	1	0%
Larceny from MV	0	1	4	0	5	8	-38%	0	2	-100%	2	--
Larceny**	1	1	2	1	5	3	67%	1	0	100%	1	0%
Total	2	3	6	1	12	21	-43%	2	6	-67%	5	-60%

Other Crime	Current Week	Last Week	Wk -1	Wk -2	Past 28 Days	Past 28 Days LY	Chg.	Current Year	Last Year	Chg.	Wght. 5yr Avg	Chg.
Assault Other	2	1	3	0	6	4	50%	2	0	200%	0	--
Vandalism	0	2	2	0	4	10	-60%	0	0	0%	1	--
Drug Offenses	0	0	0	5	5	8	-38%	0	0	0%	1	--
Weapons Offenses	0	0	0	0	0	0	--	0	0	0%	0	--
Liquor Law Violations	0	0	1	0	1	0	--	0	0	0%	0	--
Total	2	3	6	5	16	22	-27%	2	0	200%	3	-33%



Figures are preliminary and subject to further analysis and revision

* Sex Offenses, Forcible includes forcible rape, forcible sodomy, forcible fondling, sexual assault with an object

** Larceny includes shoplifting, pickpocket, pursesnatch, from building, bicycles, motor vehicle parts or accessories, and other.



Part I Crime - Comparison Report

Providence Police Department

Through 1/6/2019
Week 1

District 4

4 Week Trend
12/10/2018 - 1/6/2019

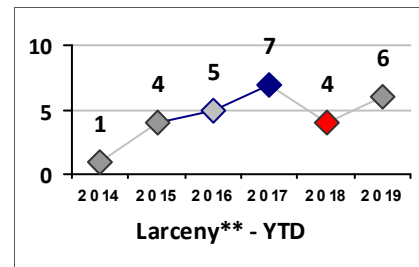
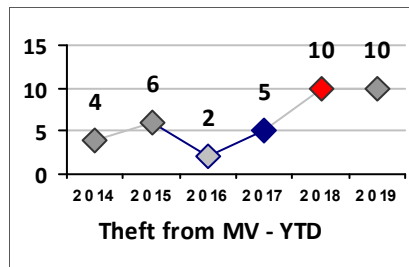
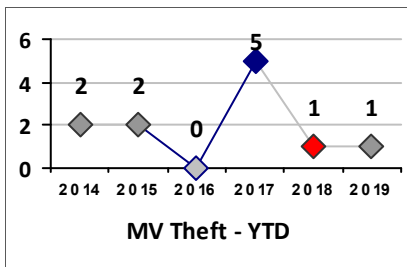
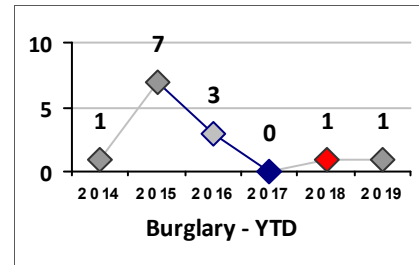
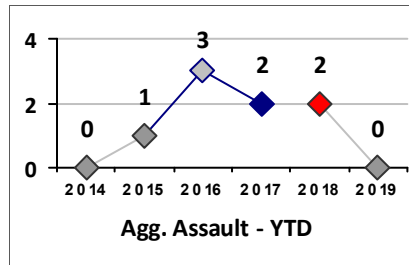
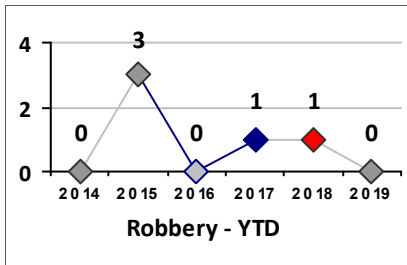
Past 28 Days
12/10/2018 - 1/6/2019

Year to Date
January 1 - January 6

Violent Crime	Current Week	Last Week	Wk -1	Wk -2	Past 28 Days	Past 28 Days LY	Chg.	Current Year	Last Year	Chg.	Wght. 5yr Avg	Chg.
Homicide	0	0	0	0	0	0	--	0	0	0%	0	--
Sex Offenses, Forcible*	0	0	1	0	1	0	--	0	0	0%	0	--
Robbery Other	0	2	2	1	5	4	25%	0	1	-100%	1	--
Robbery W Firearm	0	0	0	1	1	1	0%	0	0	0%	1	--
Agg. Assault	1	2	2	0	5	3	67%	0	2	-100%	2	--
Agg. Assault W Firearm	0	0	0	0	0	1	--	0	0	0%	0	--
Total	1	4	5	2	12	9	33%	0	3	300%	3	300%

Property Crime	Current Week	Last Week	Wk -1	Wk -2	Past 28 Days	Past 28 Days LY	Chg.	Current Year	Last Year	Chg.	Wght. 5yr Avg	Chg.
Burglary	2	6	2	3	13	5	160%	1	2	-50%	3	-67%
MV Theft	3	2	2	0	7	5	40%	1	1	0%	2	-50%
Larceny from MV	11	14	10	5	40	39	3%	10	11	-9%	7	43%
Larceny**	8	2	8	6	24	23	4%	6	5	20%	5	20%
Total	24	24	22	14	84	72	17%	18	19	-5%	17	6%

Other Crime	Current Week	Last Week	Wk -1	Wk -2	Past 28 Days	Past 28 Days LY	Chg.	Current Year	Last Year	Chg.	Wght. 5yr Avg	Chg.
Assault Other	2	11	2	2	17	30	-43%	2	8	-75%	7	-71%
Vandalism	8	5	3	3	19	18	6%	6	4	50%	5	20%
Drug Offenses	3	2	1	2	8	13	-38%	3	2	50%	2	50%
Weapons Offenses	0	1	1	0	2	1	100%	0	0	0%	0	--
Liquor Law Violations	0	0	0	0	0	0	--	0	0	0%	0	--
Total	13	19	7	7	46	62	-26%	11	14	-21%	13	-15%



Figures are preliminary and subject to further analysis and revision

* Sex Offenses, Forcible includes forcible rape, forcible sodomy, forcible fondling, sexual assault with an object

** Larceny includes shoplifting, pickpocket, pursesnatch, from building, bicycles, motor vehicle parts or accessories, and other.



Part I Crime - Comparison Report

Providence Police Department

Through 1/6/2019
Week 1

District 5

4 Week Trend
12/10/2018 - 1/6/2019

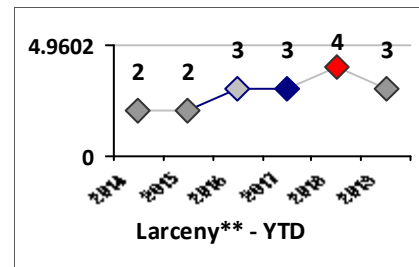
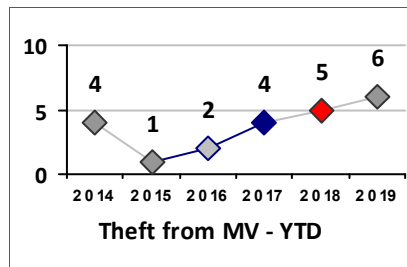
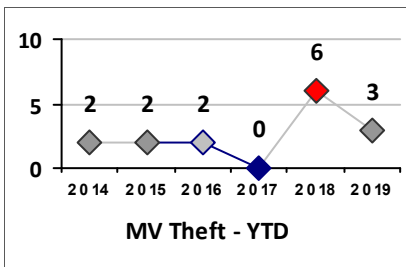
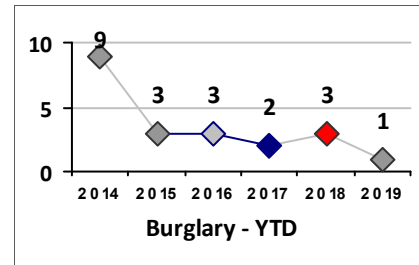
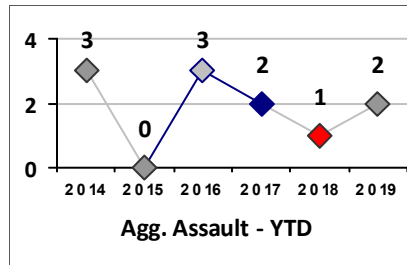
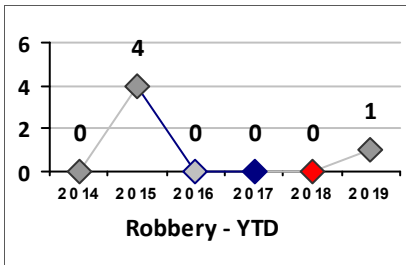
Past 28 Days
12/10/2018 - 1/6/2019

Year to Date
January 1 - January 6

Violent Crime	Current Week	Last Week	Wk -1	Wk -2	Past 28 Days	Past 28 Days LY	Chg.	Current Year	Last Year	Chg.	Wght. 5yr Avg	Chg.
Homicide	0	0	0	0	0	0	--	0	0	0%	0	--
Sex Offenses, Forcible*	0	0	1	0	1	1	0%	0	0	0%	0	--
Robbery Other	0	1	2	0	3	3	0%	0	0	0%	0	--
Robbery W Firearm	1	0	2	1	4	0	--	1	0	100%	0	--
Agg. Assault	3	2	1	0	6	8	-25%	2	1	100%	1	100%
Agg. Assault W Firearm	0	1	0	0	1	0	--	0	0	0%	1	--
Total	4	4	6	1	15	12	25%	3	1	200%	2	50%

Property Crime	Current Week	Last Week	Wk -1	Wk -2	Past 28 Days	Past 28 Days LY	Chg.	Current Year	Last Year	Chg.	Wght. 5yr Avg	Chg.
Burglary	1	1	1	2	5	10	-50%	1	3	-67%	4	-75%
MV Theft	4	2	3	1	10	15	-33%	3	8	-63%	3	0%
Larceny from MV	6	1	2	1	10	13	-23%	6	5	20%	4	50%
Larceny**	3	1	4	4	12	18	-33%	3	4	-25%	3	0%
Total	14	5	10	8	37	56	-34%	13	20	-35%	14	-7%

Other Crime	Current Week	Last Week	Wk -1	Wk -2	Past 28 Days	Past 28 Days LY	Chg.	Current Year	Last Year	Chg.	Wght. 5yr Avg	Chg.
Assault Other	7	7	7	4	25	21	19%	4	7	-43%	5	-20%
Vandalism	4	1	4	7	16	19	-16%	4	7	-43%	8	-50%
Drug Offenses	2	0	0	5	7	10	-30%	2	1	100%	2	0%
Weapons Offenses	2	0	0	0	2	1	100%	2	0	200%	0	--
Liquor Law Violations	0	0	0	0	0	1	--	0	0	0%	0	--
Total	15	8	11	16	50	52	-4%	12	15	-20%	15	-20%



Figures are preliminary and subject to further analysis and revision

* Sex Offenses, Forcible includes forcible rape, forcible sodomy, forcible fondling, sexual assault with an object

** Larceny includes shoplifting, pickpocket, pursesnatch, from building, bicycles, motor vehicle parts or accessories, and other.



Part I Crime - Comparison Report

Providence Police Department

Through 1/6/2019
Week 1

District 6

4 Week Trend
12/10/2018 - 1/6/2019

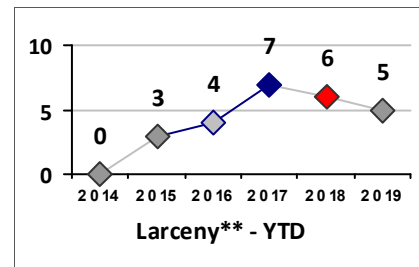
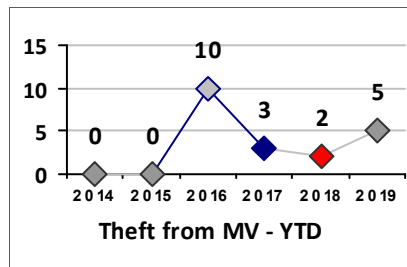
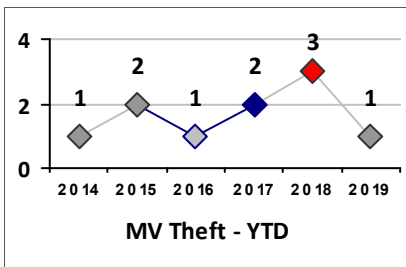
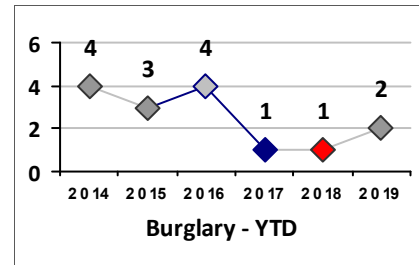
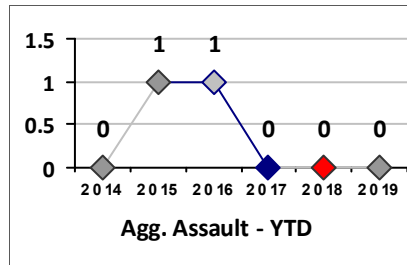
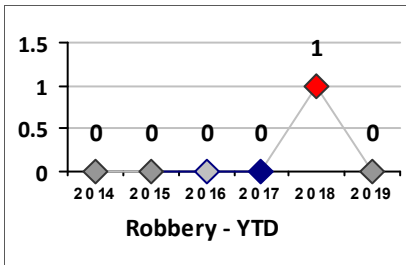
Past 28 Days
12/10/2018 - 1/6/2019

Year to Date
January 1 - January 6

Violent Crime	Current Week	Last Week	Wk -1	Wk -2	Past 28 Days	Past 28 Days LY	Chg.	Current Year	Last Year	Chg.	Wght. 5yr Avg	Chg.
Homicide	1	0	0	0	1	1	0%	1	1	0%	0	--
Sex Offenses, Forcible*	0	0	0	0	0	0	--	0	0	0%	0	--
Robbery Other	0	0	0	0	0	0	--	0	0	0%	0	--
Robbery W Firearm	0	1	1	0	2	1	100%	0	1	-100%	0	--
Agg. Assault	0	1	1	2	4	3	33%	0	0	0%	0	--
Agg. Assault W Firearm	0	0	0	0	0	0	--	0	0	0%	0	--
Total	1	2	2	2	7	5	40%	1	2	-50%	1	0%

Property Crime	Current Week	Last Week	Wk -1	Wk -2	Past 28 Days	Past 28 Days LY	Chg.	Current Year	Last Year	Chg.	Wght. 5yr Avg	Chg.
Burglary	2	2	1	6	11	7	57%	2	1	100%	2	0%
MV Theft	1	2	1	0	4	9	-56%	1	3	-67%	2	-50%
Larceny from MV	5	4	5	6	20	14	43%	5	2	150%	4	25%
Larceny**	6	4	10	3	23	22	5%	5	6	-17%	6	-17%
Total	14	12	17	15	58	52	12%	13	12	8%	14	-7%

Other Crime	Current Week	Last Week	Wk -1	Wk -2	Past 28 Days	Past 28 Days LY	Chg.	Current Year	Last Year	Chg.	Wght. 5yr Avg	Chg.
Assault Other	2	5	5	8	20	17	18%	2	1	100%	2	0%
Vandalism	2	2	3	5	12	15	-20%	2	2	0%	4	-50%
Drug Offenses	1	0	0	0	1	6	-83%	1	1	0%	0	--
Weapons Offenses	0	0	1	0	1	1	0%	0	0	0%	0	--
Liquor Law Violations	0	0	0	0	0	0	--	0	0	0%	0	--
Total	5	7	9	13	34	39	-13%	5	4	25%	7	-29%



Figures are preliminary and subject to further analysis and revision

* Sex Offenses, Forcible includes forcible rape, forcible sodomy, forcible fondling, sexual assault with an object

** Larceny includes shoplifting, pickpocket, pursesnatch, from building, bicycles, motor vehicle parts or accessories, and other.



Part I Crime - Comparison Report

Providence Police Department

Through 1/6/2019
Week 1

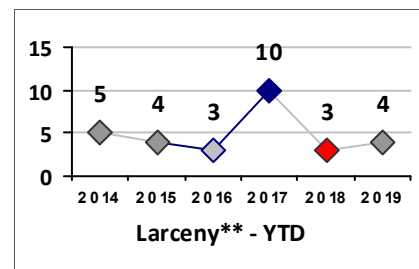
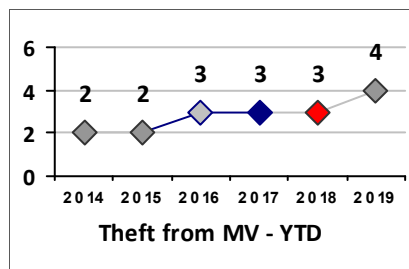
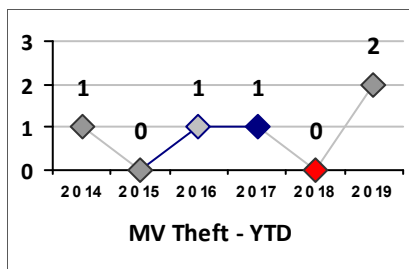
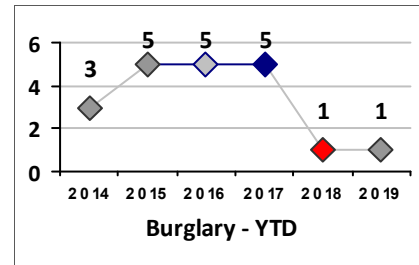
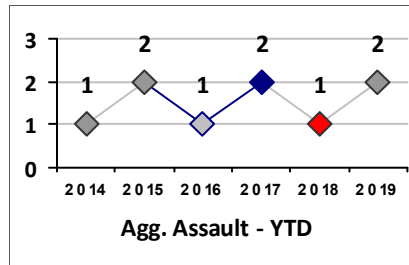
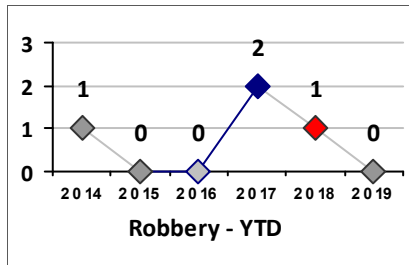
District 7

4 Week Trend 12/10/2018 - 1/6/2019	Past 28 Days 12/10/2018 - 1/6/2019	Year to Date January 1 - January 6
---------------------------------------	---------------------------------------	---------------------------------------

Violent Crime	Current Week	Last Week	Wk -1	Wk -2	Past 28 Days	Past 28 Days LY	Chg.	Current Year	Last Year	Chg.	Wght. 5yr Avg	Chg.
Homicide	0	0	0	0	0	1	--	0	0	0%	0	--
Sex Offenses, Forcible*	0	0	1	0	1	4	-75%	0	0	0%	0	--
Robbery Other	0	0	3	0	3	1	200%	0	1	-100%	1	--
Robbery W Firearm	0	0	0	0	0	0	--	0	0	0%	1	--
Agg. Assault	1	0	0	0	1	5	-80%	1	2	-50%	2	-50%
Agg. Assault W Firearm	1	1	1	0	3	1	200%	1	0	100%	0	--
Total	2	1	5	0	8	12	-33%	2	3	-33%	3	-33%

Property Crime	Current Week	Last Week	Wk -1	Wk -2	Past 28 Days	Past 28 Days LY	Chg.	Current Year	Last Year	Chg.	Wght. 5yr Avg	Chg.
Burglary	1	1	2	1	5	21	-76%	1	1	0%	4	-75%
MV Theft	3	3	1	2	9	11	-18%	2	1	100%	1	100%
Larceny from MV	4	7	4	6	21	22	-5%	4	4	0%	3	33%
Larceny**	5	8	11	18	42	27	56%	4	3	33%	5	-20%
Total	13	19	18	27	77	81	-5%	11	9	22%	13	-15%

Other Crime	Current Week	Last Week	Wk -1	Wk -2	Past 28 Days	Past 28 Days LY	Chg.	Current Year	Last Year	Chg.	Wght. 5yr Avg	Chg.
Assault Other	3	5	6	7	21	23	-9%	3	3	0%	5	-40%
Vandalism	6	4	2	8	20	32	-38%	5	3	67%	6	-17%
Drug Offenses	5	2	0	1	8	11	-27%	5	8	-38%	4	25%
Weapons Offenses	0	0	1	1	2	5	-60%	0	2	-100%	1	--
Liquor Law Violations	0	0	0	0	0	0	--	0	0	0%	0	--
Total	14	11	9	17	51	71	-28%	13	16	-19%	16	-19%



Figures are preliminary and subject to further analysis and revision

* Sex Offenses, Forcible includes forcible rape, forcible sodomy, forcible fondling, sexual assault with an object

** Larceny includes shoplifting, pickpocket, pursesnatch, from building, bicycles, motor vehicle parts or accessories, and other.



Part I Crime - Comparison Report

Providence Police Department

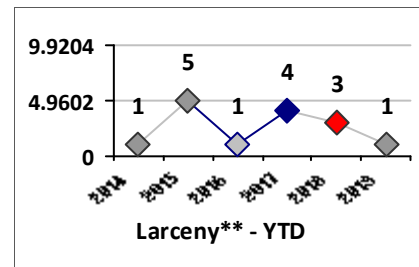
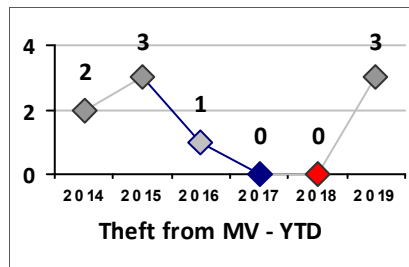
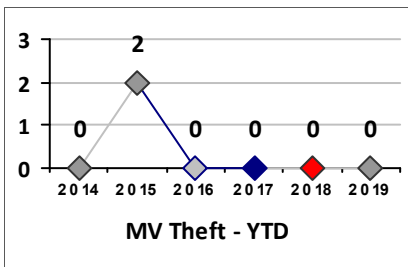
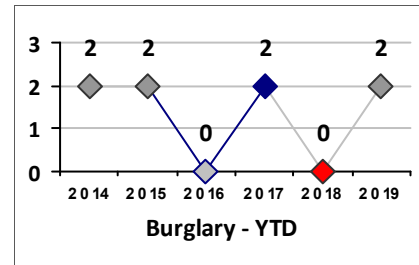
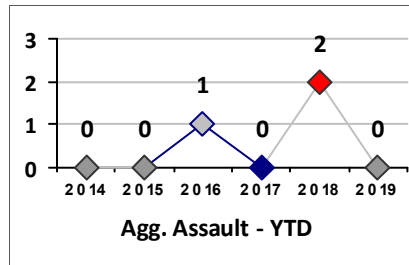
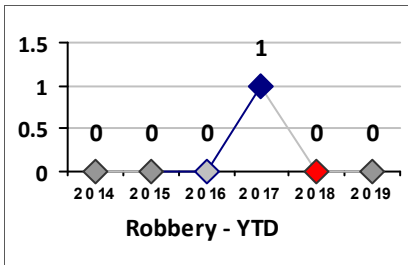
Through 1/6/2019
Week 1

District 8												
4 Week Trend 12/10/2018 - 1/6/2019					Past 28 Days 12/10/2018 - 1/6/2019			Year to Date January 1 - January 6				

Violent Crime	Current Week	Last Week	Wk -1	Wk -2	Past 28 Days	Past 28 Days LY	Chg.	Current Year	Last Year	Chg.	Wght. 5yr Avg	Chg.
Homicide	0	0	0	0	0	0	--	0	0	0%	0	--
Sex Offenses, Forcible*	0	0	0	0	0	0	--	0	0	0%	0	--
Robbery Other	0	0	0	1	1	0	--	0	0	0%	1	--
Robbery W Firearm	0	0	0	0	0	0	--	0	0	0%	0	--
Agg. Assault	0	0	1	0	1	3	-67%	0	2	-100%	1	--
Agg. Assault W Firearm	0	0	0	0	0	0	--	0	0	0%	0	--
Total	0	0	1	1	2	3	-33%	0	2	200%	1	100%

Property Crime	Current Week	Last Week	Wk -1	Wk -2	Past 28 Days	Past 28 Days LY	Chg.	Current Year	Last Year	Chg.	Wght. 5yr Avg	Chg.
Burglary	2	1	3	3	9	6	50%	2	0	200%	1	100%
MV Theft	0	2	1	1	4	4	0%	0	0	0%	0	--
Larceny from MV	3	1	4	2	10	7	43%	3	0	300%	1	200%
Larceny**	1	2	4	1	8	8	0%	1	3	-67%	3	-67%
Total	6	6	12	7	31	25	24%	6	3	100%	5	20%

Other Crime	Current Week	Last Week	Wk -1	Wk -2	Past 28 Days	Past 28 Days LY	Chg.	Current Year	Last Year	Chg.	Wght. 5yr Avg	Chg.
Assault Other	4	2	2	1	9	3	200%	4	1	300%	1	300%
Vandalism	2	2	1	5	10	9	11%	2	2	0%	1	100%
Drug Offenses	0	0	1	1	2	1	100%	0	0	0%	0	--
Weapons Offenses	0	0	0	0	0	2	--	0	2	-100%	1	--
Liquor Law Violations	0	0	0	0	0	0	--	0	0	0%	0	--
Total	6	4	4	7	21	15	40%	6	5	20%	3	100%



Figures are preliminary and subject to further analysis and revision

* Sex Offenses, Forcible includes forcible rape, forcible sodomy, forcible fondling, sexual assault with an object

** Larceny includes shoplifting, pickpocket, pursesnatch, from building, bicycles, motor vehicle parts or accessories, and other.



Part I Crime - Comparison Report

Providence Police Department

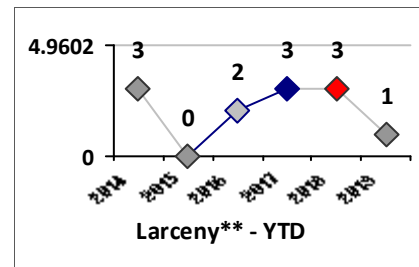
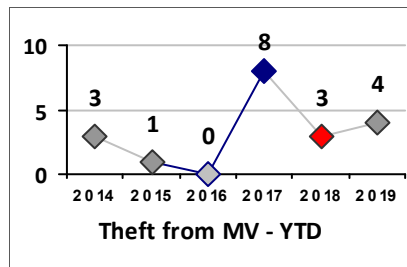
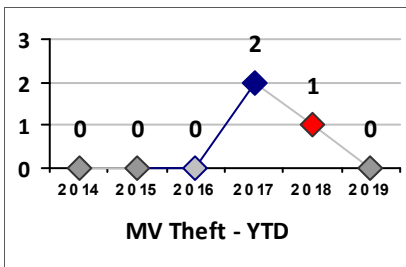
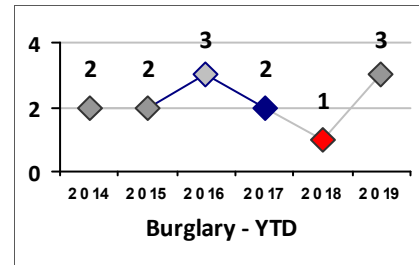
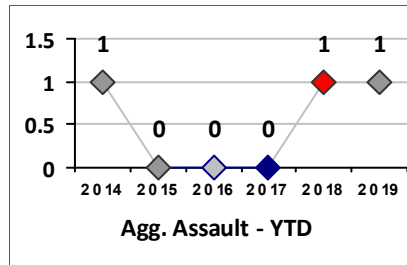
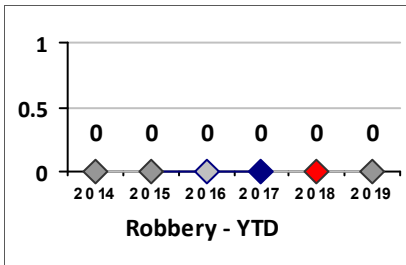
Through 1/6/2019
Week 1

District 9											
4 Week Trend 12/10/2018 - 1/6/2019				Past 28 Days 12/10/2018 - 1/6/2019				Year to Date January 1 - January 6			

Violent Crime	Current Week	Last Week	Wk -1	Wk -2	Past 28 Days	Past 28 Days LY	Chg.	Current Year	Last Year	Chg.	Wght. 5yr Avg	Chg.
Homicide	0	0	0	0	0	0	--	0	0	0%	0	--
Sex Offenses, Forcible*	0	0	0	0	0	0	--	0	0	0%	0	--
Robbery Other	0	0	0	0	0	1	--	0	0	0%	0	--
Robbery W Firearm	0	0	0	0	0	0	--	0	0	0%	0	--
Agg. Assault	1	0	0	0	1	0	--	1	0	100%	0	--
Agg. Assault W Firearm	0	0	0	0	0	1	--	0	1	-100%	0	--
Total	1	0	0	0	1	2	-50%	1	1	0%	0	100%

Property Crime	Current Week	Last Week	Wk -1	Wk -2	Past 28 Days	Past 28 Days LY	Chg.	Current Year	Last Year	Chg.	Wght. 5yr Avg	Chg.
Burglary	3	4	2	2	11	7	57%	3	1	200%	2	50%
MV Theft	0	0	1	0	1	4	-75%	0	1	-100%	1	--
Larceny from MV	4	1	1	3	9	23	-61%	4	6	-33%	5	-20%
Larceny**	1	0	3	2	6	6	0%	1	3	-67%	3	-67%
Total	8	5	7	7	27	40	-33%	8	11	-27%	10	-20%

Other Crime	Current Week	Last Week	Wk -1	Wk -2	Past 28 Days	Past 28 Days LY	Chg.	Current Year	Last Year	Chg.	Wght. 5yr Avg	Chg.
Assault Other	0	0	0	0	0	2	--	0	0	0%	0	--
Vandalism	1	0	1	2	4	10	-60%	1	3	-67%	3	-67%
Drug Offenses	0	0	0	0	0	2	--	0	0	0%	0	--
Weapons Offenses	0	0	0	0	0	0	--	0	0	0%	0	--
Liquor Law Violations	0	0	0	0	0	0	--	0	0	0%	0	--
Total	1	0	1	2	4	14	-71%	1	3	-67%	3	-67%



Figures are preliminary and subject to further analysis and revision

* Sex Offenses, Forcible includes forcible rape, forcible sodomy, forcible fondling, sexual assault with an object

** Larceny includes shoplifting, pickpocket, pursesnatch, from building, bicycles, motor vehicle parts or accessories, and other.