



Part I Crime - Comparison Report

Providence Police Department

Through 1/13/2019
Week 2

Citywide

4 Week Trend
12/17/2018 - 1/13/2019

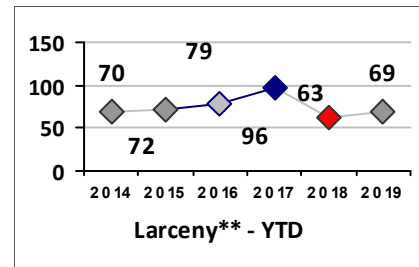
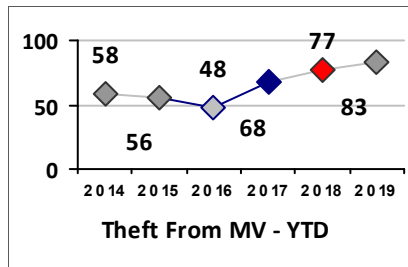
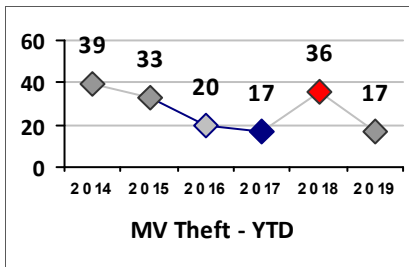
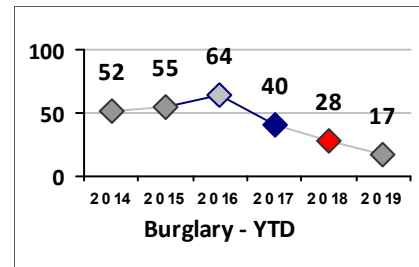
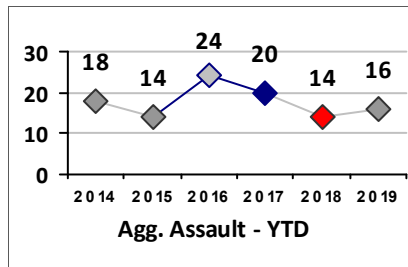
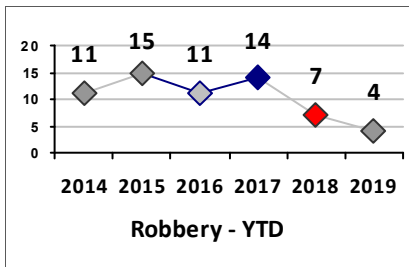
Past 28 Days
12/17/2018 - 1/13/2019

Year to Date
January 1 - January 13

Violent Crime	Current Week	Last Week	3rd Wk	4th Wk	Past 28 Days	Past 28 Days LY	Chg.	Current Year	Last Year	Chg.	Wght. 5yr Avg	Chg.
Homicide	0	1	1	0	2	2	0%	1	1	0%	0	--
Sex Offenses, Forcible*	4	1	0	7	12	10	20%	5	6	-17%	8	-38%
Robbery W Firearm	2	1	2	3	8	3	167%	3	1	200%	3	0%
Robbery Other	1	0	3	7	11	12	-8%	1	6	-83%	8	-88%
Agg. Assault W Firearm	1	1	2	4	8	4	100%	2	2	0%	5	-60%
Agg. Assault	8	10	7	8	33	29	14%	14	13	8%	15	-7%
Total	16	14	15	29	74	60	23%	26	29	-10%	39	-33%

Property Crime	Current Week	Last Week	3rd Wk	4th Wk	Past 28 Days	Past 28 Days LY	Chg.	Current Year	Last Year	Chg.	Wght. 5yr Avg	Chg.
Burglary	6	12	18	15	51	67	-24%	17	32	-47%	47	-64%
MV Theft	6	15	15	13	49	69	-29%	17	36	-53%	28	-39%
Larceny from MV	42	43	51	36	172	162	6%	83	81	2%	71	17%
Larceny**	35	38	32	59	164	144	14%	69	69	0%	82	-16%
Total	89	108	116	123	436	442	-1%	186	218	-15%	227	-18%

Other Crime	Current Week	Last Week	3rd Wk	4th Wk	Past 28 Days	Past 28 Days LY	Chg.	Current Year	Last Year	Chg.	Wght. 5yr Avg	Chg.
Assault Other	25	32	37	42	136	112	21%	51	51	0%	61	-16%
Vandalism	26	28	32	26	112	133	-16%	50	68	-26%	70	-29%
Weapons Offenses	3	3	3	3	12	16	-25%	6	9	-33%	12	-50%
Drug Offenses	10	18	5	6	39	58	-33%	27	27	0%	29	-7%
Liquor Law Violations	0	0	0	1	1	1	0%	0	0	--	2	--
Total	64	81	77	78	300	320	-6%	134	155	-14%	174	-23%



Figures are preliminary and subject to further analysis and revision

* Sex Offenses, Forcible includes forcible rape, forcible sodomy, forcible fondling, sexual assault with an object

** Larceny includes shoplifting, pickpocket, pursesnatch, from building, bicycles, motor vehicle parts or accessories, and other.



Part I Crime - Comparison Report

Providence Police Department

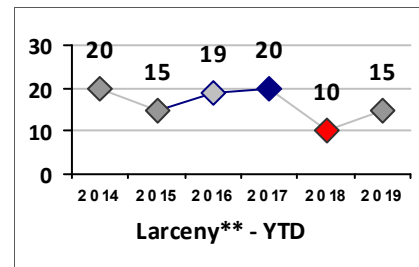
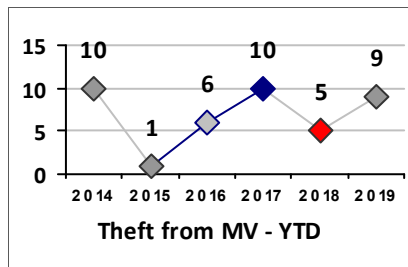
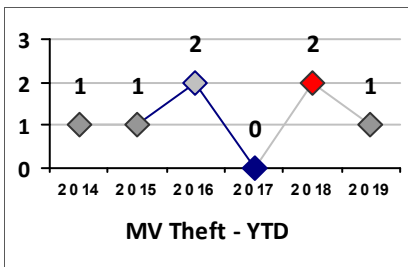
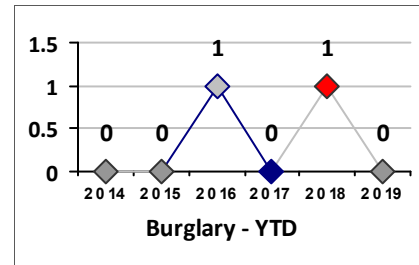
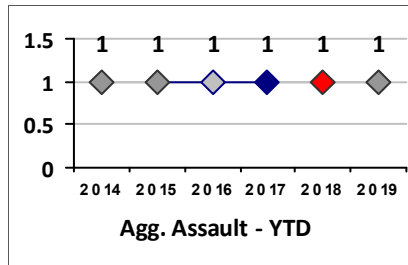
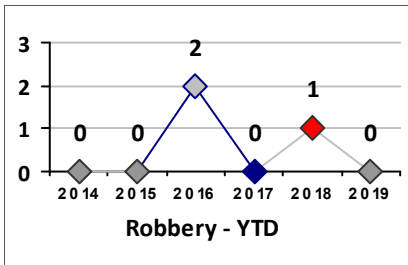
Through 1/13/2019
Week 2

District 1											
4 Week Trend 12/17/2018 - 1/13/2019				Past 28 Days 12/17/2018 - 1/13/2019				Year to Date January 1 - January 13			

Violent Crime	Current Week	Last Week	3rd Wk	4th Wk	Past 28 Days	Past 28 Days LY	Chg.	Current Year	Last Year	Chg.	Wght. 5yr Avg	Chg.
Homicide	0	0	1	0	1	0	--	0	0	0%	0	--
Sex Offenses, Forcible*	0	0	0	1	1	1	0%	0	1	-100%	0	--
Robbery Other	0	0	0	0	0	1	--	0	1	-100%	1	--
Robbery W Firearm	0	0	1	0	1	0	--	0	0	0%	0	--
Agg. Assault	0	1	1	0	2	1	100%	1	1	0%	1	0%
Agg. Assault W Firearm	0	0	0	0	0	0	--	0	0	0%	0	--
Total	0	1	3	1	5	3	67%	1	3	-67%	2	-50%

Property Crime	Current Week	Last Week	3rd Wk	4th Wk	Past 28 Days	Past 28 Days LY	Chg.	Current Year	Last Year	Chg.	Wght. 5yr Avg	Chg.
Burglary	0	0	2	0	2	1	100%	0	1	-100%	1	--
MV Theft	0	1	0	0	1	2	-50%	1	2	-50%	1	0%
Larceny from MV	4	5	2	1	12	15	-20%	9	6	50%	7	29%
Larceny**	8	7	6	8	29	27	7%	15	11	36%	17	-12%
Total	12	13	10	9	44	45	-2%	25	20	25%	26	-4%

Other Crime	Current Week	Last Week	3rd Wk	4th Wk	Past 28 Days	Past 28 Days LY	Chg.	Current Year	Last Year	Chg.	Wght. 5yr Avg	Chg.
Assault Other	4	2	2	7	15	10	50%	5	6	-17%	5	0%
Vandalism	1	2	0	2	5	12	-58%	3	8	-63%	6	-50%
Drug Offenses	0	2	0	0	2	1	100%	1	0	100%	2	-50%
Weapons Offenses	0	1	2	0	3	1	200%	1	0	100%	0	--
Liquor Law Violations	0	0	0	0	0	0	--	0	0	0%	0	--
Total	5	7	4	9	25	24	4%	10	14	-29%	15	-33%



Figures are preliminary and subject to further analysis and revision

* Sex Offenses, Forcible includes forcible rape, forcible sodomy, forcible fondling, sexual assault with an object

** Larceny includes shoplifting, pickpocket, pursesnatch, from building, bicycles, motor vehicle parts or accessories, and other.



Part I Crime - Comparison Report

Providence Police Department

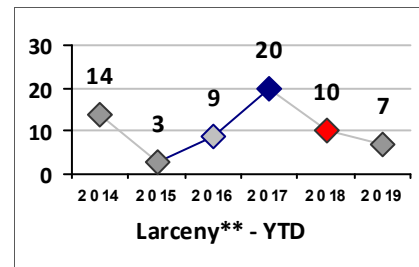
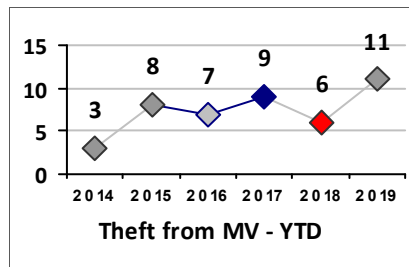
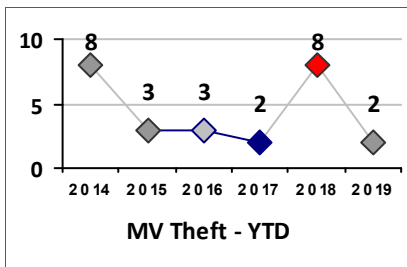
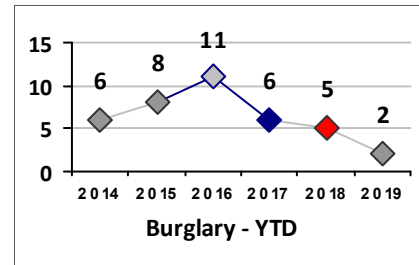
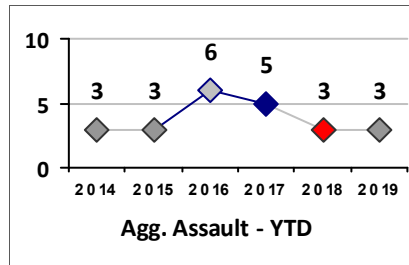
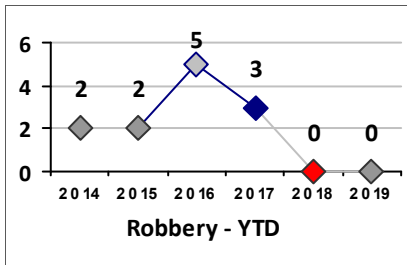
Through 1/13/2019
Week 2

District 2												
4 Week Trend 12/17/2018 - 1/13/2019					Past 28 Days 12/17/2018 - 1/13/2019			Year to Date January 1 - January 13				

Violent Crime	Current Week	Last Week	3rd Wk	4th Wk	Past 28 Days	Past 28 Days LY	Chg.	Current Year	Last Year	Chg.	Wght. 5yr Avg	Chg.
Homicide	0	0	0	0	0	0	--	0	0	0%	0	--
Sex Offenses, Forcible*	0	1	0	1	2	2	0%	1	1	0%	2	-50%
Robbery Other	0	0	0	0	0	0	--	0	0	0%	2	--
Robbery W Firearm	0	0	0	0	0	1	--	0	0	0%	0	--
Agg. Assault	2	3	0	1	6	6	0%	3	2	50%	3	0%
Agg. Assault W Firearm	0	0	0	3	3	1	200%	0	1	-100%	1	--
Total	2	4	0	5	11	10	10%	4	4	0%	8	-50%

Property Crime	Current Week	Last Week	3rd Wk	4th Wk	Past 28 Days	Past 28 Days LY	Chg.	Current Year	Last Year	Chg.	Wght. 5yr Avg	Chg.
Burglary	1	1	1	2	5	7	-29%	2	5	-60%	7	-71%
MV Theft	0	2	3	2	7	15	-53%	2	8	-75%	5	-60%
Larceny from MV	7	5	1	2	15	9	67%	11	6	83%	7	57%
Larceny**	4	3	3	3	13	22	-41%	7	10	-30%	13	-46%
Total	12	11	8	9	40	53	-25%	22	29	-24%	32	-31%

Other Crime	Current Week	Last Week	3rd Wk	4th Wk	Past 28 Days	Past 28 Days LY	Chg.	Current Year	Last Year	Chg.	Wght. 5yr Avg	Chg.
Assault Other	1	8	3	7	19	18	6%	8	6	33%	11	-27%
Vandalism	4	3	4	2	13	16	-19%	6	10	-40%	11	-45%
Drug Offenses	3	4	1	2	10	10	0%	7	1	600%	4	75%
Weapons Offenses	1	0	0	0	1	3	-67%	1	1	0%	2	-50%
Liquor Law Violations	0	0	0	0	0	0	--	0	0	0%	0	--
Total	9	15	8	11	43	47	-9%	22	18	22%	27	-19%



Figures are preliminary and subject to further analysis and revision

* Sex Offenses, Forcible includes forcible rape, forcible sodomy, forcible fondling, sexual assault with an object

** Larceny includes shoplifting, pickpocket, pursesnatch, from building, bicycles, motor vehicle parts or accessories, and other.



Part I Crime - Comparison Report

Providence Police Department

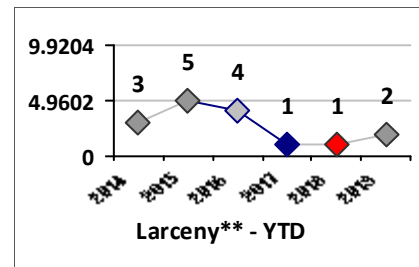
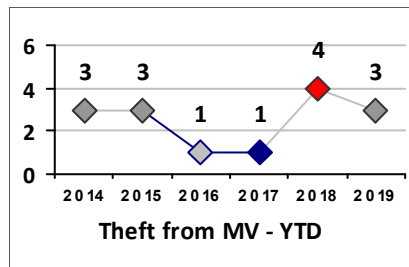
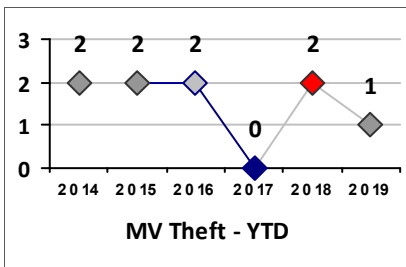
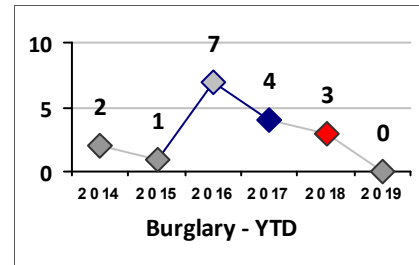
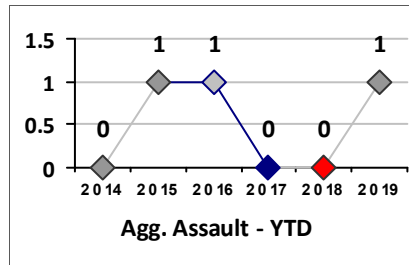
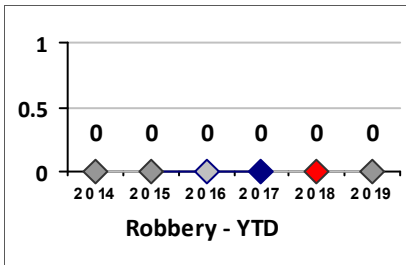
Through 1/13/2019
Week 2

District 3												
4 Week Trend 12/17/2018 - 1/13/2019					Past 28 Days 12/17/2018 - 1/13/2019			Year to Date January 1 - January 13				

Violent Crime	Current Week	Last Week	3rd Wk	4th Wk	Past 28 Days	Past 28 Days LY	Chg.	Current Year	Last Year	Chg.	Wght. 5yr Avg	Chg.
Homicide	0	0	0	0	0	0	--	0	0	0%	0	--
Sex Offenses, Forcible*	0	0	0	2	2	0	--	0	0	0%	0	--
Robbery Other	0	0	0	0	0	0	--	0	0	0%	0	--
Robbery W Firearm	0	0	0	0	0	1	--	0	0	0%	0	--
Agg. Assault	1	0	0	2	3	1	200%	1	0	100%	0	--
Agg. Assault W Firearm	0	0	0	0	0	0	--	0	0	0%	0	--
Total	1	0	0	4	5	2	150%	1	0	100%	0	100%

Property Crime	Current Week	Last Week	3rd Wk	4th Wk	Past 28 Days	Past 28 Days LY	Chg.	Current Year	Last Year	Chg.	Wght. 5yr Avg	Chg.
Burglary	0	0	0	0	0	6	--	0	3	-100%	4	--
MV Theft	0	1	1	0	2	4	-50%	1	2	-50%	1	0%
Larceny from MV	3	0	1	4	8	9	-11%	3	4	-25%	3	0%
Larceny**	1	1	1	2	5	4	25%	2	2	0%	3	-33%
Total	4	2	3	6	15	23	-35%	6	11	-45%	10	-40%

Other Crime	Current Week	Last Week	3rd Wk	4th Wk	Past 28 Days	Past 28 Days LY	Chg.	Current Year	Last Year	Chg.	Wght. 5yr Avg	Chg.
Assault Other	0	2	1	3	6	2	200%	2	0	200%	3	-33%
Vandalism	1	0	2	2	5	6	-17%	1	0	100%	3	-67%
Drug Offenses	1	0	0	0	1	6	-83%	1	2	-50%	3	-67%
Weapons Offenses	0	0	0	0	0	0	--	0	0	0%	0	--
Liquor Law Violations	0	0	0	1	1	0	--	0	0	0%	0	--
Total	2	2	3	6	13	14	-7%	4	2	100%	9	-56%



Figures are preliminary and subject to further analysis and revision

* Sex Offenses, Forcible includes forcible rape, forcible sodomy, forcible fondling, sexual assault with an object

** Larceny includes shoplifting, pickpocket, pursesnatch, from building, bicycles, motor vehicle parts or accessories, and other.



Part I Crime - Comparison Report

Providence Police Department

Through 1/13/2019
Week 2

District 4

4 Week Trend
12/17/2018 - 1/13/2019

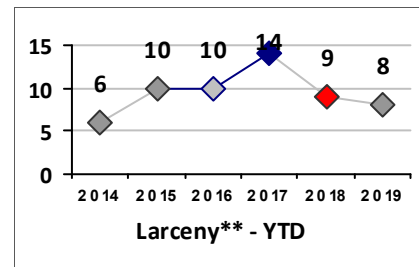
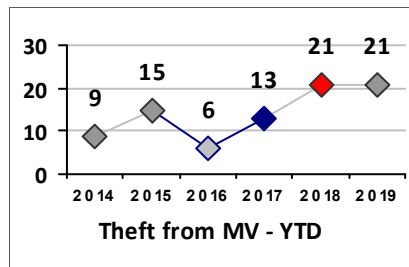
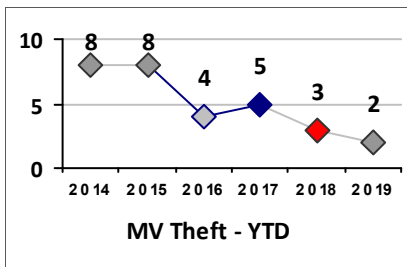
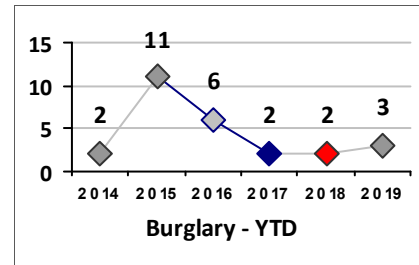
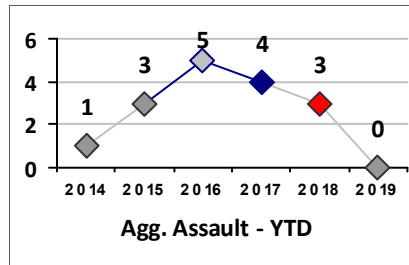
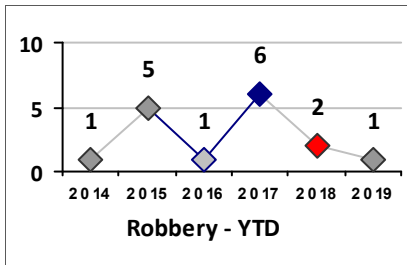
Past 28 Days
12/17/2018 - 1/13/2019

Year to Date
January 1 - January 13

Violent Crime	Current Week	Last Week	3rd Wk	4th Wk	Past 28 Days	Past 28 Days LY	Chg.	Current Year	Last Year	Chg.	Wght. 5yr Avg	Chg.
Homicide	0	0	0	0	0	0	--	0	0	0%	0	--
Sex Offenses, Forcible*	0	0	0	1	1	1	0%	0	1	-100%	1	--
Robbery Other	0	0	2	2	4	4	0%	0	2	-100%	3	--
Robbery W Firearm	1	0	0	0	1	0	--	1	0	100%	1	0%
Agg. Assault	0	1	2	2	5	4	25%	0	4	-100%	4	--
Agg. Assault W Firearm	0	0	0	0	0	1	--	0	0	0%	1	--
Total	1	1	4	5	11	10	10%	1	7	-86%	8	-88%

Property Crime	Current Week	Last Week	3rd Wk	4th Wk	Past 28 Days	Past 28 Days LY	Chg.	Current Year	Last Year	Chg.	Wght. 5yr Avg	Chg.
Burglary	2	2	6	2	12	4	200%	3	2	50%	4	-25%
MV Theft	1	3	2	2	8	5	60%	2	3	-33%	5	-60%
Larceny from MV	11	11	14	10	46	42	10%	21	21	0%	16	31%
Larceny**	2	8	2	8	20	21	-5%	8	10	-20%	11	-27%
Total	16	24	24	22	86	72	19%	34	36	-6%	36	-6%

Other Crime	Current Week	Last Week	3rd Wk	4th Wk	Past 28 Days	Past 28 Days LY	Chg.	Current Year	Last Year	Chg.	Wght. 5yr Avg	Chg.
Assault Other	6	2	11	2	21	23	-9%	8	13	-38%	11	-27%
Vandalism	6	8	5	3	22	14	57%	12	8	50%	10	20%
Drug Offenses	2	3	2	1	8	14	-43%	5	7	-29%	5	0%
Weapons Offenses	0	0	1	1	2	1	100%	0	0	0%	1	--
Liquor Law Violations	0	0	0	0	0	0	--	0	0	0%	0	--
Total	14	13	19	7	53	52	2%	25	28	-11%	27	-7%



Figures are preliminary and subject to further analysis and revision

* Sex Offenses, Forcible includes forcible rape, forcible sodomy, forcible fondling, sexual assault with an object

** Larceny includes shoplifting, pickpocket, pursesnatch, from building, bicycles, motor vehicle parts or accessories, and other.



Part I Crime - Comparison Report

Providence Police Department

Through 1/13/2019
Week 2

District 5

4 Week Trend
12/17/2018 - 1/13/2019

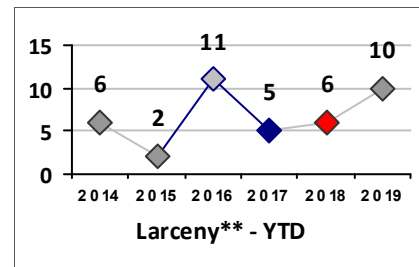
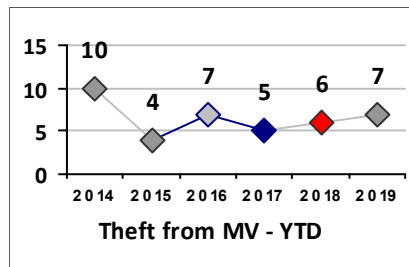
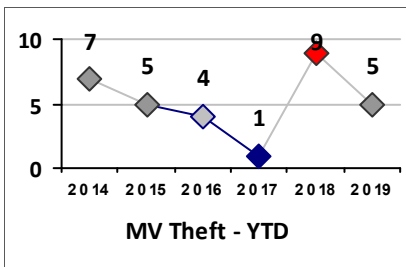
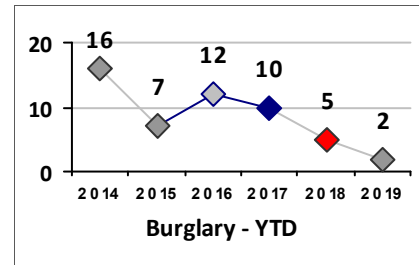
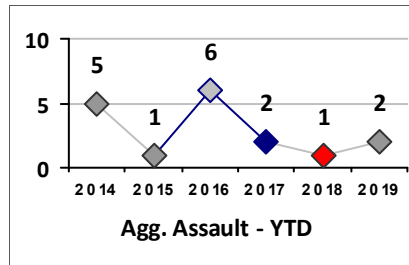
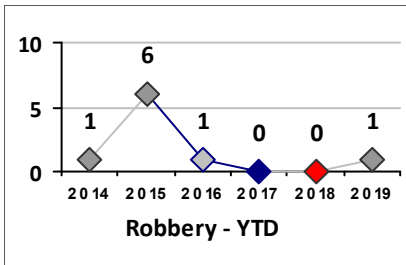
Past 28 Days
12/17/2018 - 1/13/2019

Year to Date
January 1 - January 13

Violent Crime	Current Week	Last Week	3rd Wk	4th Wk	Past 28 Days	Past 28 Days LY	Chg.	Current Year	Last Year	Chg.	Wght. 5yr Avg	Chg.
	Homicide	0	0	0	0	0	0	--	0	0	0%	0
Sex Offenses, Forcible*	2	0	0	1	3	2	50%	2	1	100%	2	0%
Robbery Other	0	0	1	2	3	3	0%	0	0	0%	1	--
Robbery W Firearm	0	1	0	2	3	0	--	1	0	100%	1	0%
Agg. Assault	0	3	2	1	6	6	0%	2	1	100%	2	0%
Agg. Assault W Firearm	0	0	1	0	1	0	--	0	0	0%	1	--
Total	2	4	4	6	16	11	45%	5	2	150%	6	-17%

Property Crime	Current Week	Last Week	3rd Wk	4th Wk	Past 28 Days	Past 28 Days LY	Chg.	Current Year	Last Year	Chg.	Wght. 5yr Avg	Chg.
	Burglary	1	1	1	1	4	8	-50%	2	5	-60%	9
MV Theft	2	4	2	3	11	15	-27%	5	9	-44%	5	0%
Larceny from MV	1	6	1	2	10	13	-23%	7	7	0%	6	17%
Larceny**	7	3	1	4	15	14	7%	10	6	67%	6	67%
Total	11	14	5	10	40	50	-20%	24	27	-11%	26	-8%

Other Crime	Current Week	Last Week	3rd Wk	4th Wk	Past 28 Days	Past 28 Days LY	Chg.	Current Year	Last Year	Chg.	Wght. 5yr Avg	Chg.
	Assault Other	2	7	7	7	23	22	5%	6	12	-50%	9
Vandalism	2	4	1	4	11	23	-52%	6	16	-63%	13	-54%
Drug Offenses	1	2	0	0	3	6	-50%	3	2	50%	5	-40%
Weapons Offenses	0	2	0	0	2	3	-33%	2	3	-33%	2	0%
Liquor Law Violations	0	0	0	0	0	1	--	0	0	0%	0	--
Total	5	15	8	11	39	55	-29%	17	33	-48%	29	-41%



Figures are preliminary and subject to further analysis and revision

* Sex Offenses, Forcible includes forcible rape, forcible sodomy, forcible fondling, sexual assault with an object

** Larceny includes shoplifting, pickpocket, pursesnatch, from building, bicycles, motor vehicle parts or accessories, and other.



Part I Crime - Comparison Report

Providence Police Department

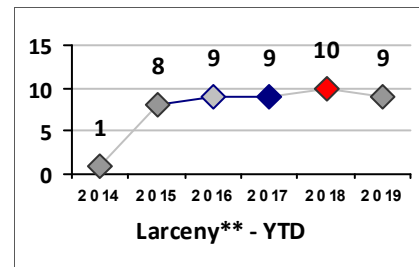
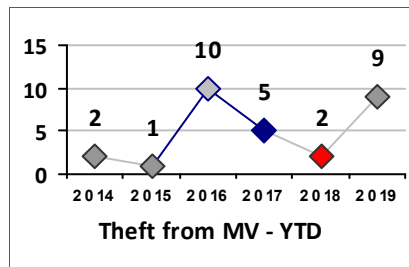
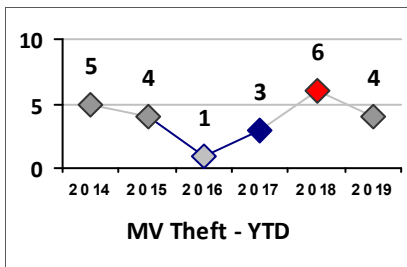
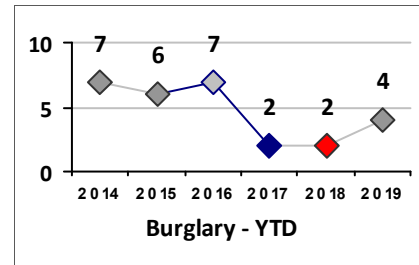
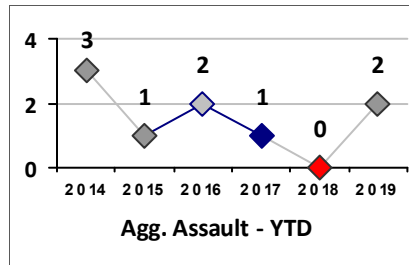
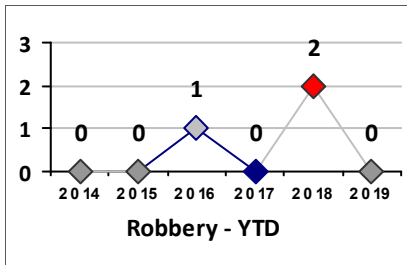
Through 1/13/2019
Week 2

District 6											
4 Week Trend 12/17/2018 - 1/13/2019				Past 28 Days 12/17/2018 - 1/13/2019				Year to Date January 1 - January 13			

Violent Crime	Current Week	Last Week	3rd Wk	4th Wk	Past 28 Days	Past 28 Days LY	Chg.	Current Year	Last Year	Chg.	Wght. 5yr Avg	Chg.
Homicide	0	1	0	0	1	1	0%	1	1	0%	0	--
Sex Offenses, Forcible*	0	0	0	0	0	1	--	0	1	-100%	1	--
Robbery Other	0	0	0	0	0	1	--	0	1	-100%	1	--
Robbery W Firearm	0	0	1	1	2	1	100%	0	1	-100%	0	--
Agg. Assault	2	0	1	1	4	2	100%	2	0	200%	1	100%
Agg. Assault W Firearm	0	0	0	0	0	0	--	0	0	0%	0	--
Total	2	1	2	2	7	6	17%	3	4	-25%	2	50%

Property Crime	Current Week	Last Week	3rd Wk	4th Wk	Past 28 Days	Past 28 Days LY	Chg.	Current Year	Last Year	Chg.	Wght. 5yr Avg	Chg.
Burglary	2	2	2	1	7	8	-13%	4	4	0%	5	-20%
MV Theft	3	1	2	1	7	10	-30%	4	6	-33%	4	0%
Larceny from MV	4	5	4	5	18	8	125%	9	2	350%	4	125%
Larceny**	4	6	4	10	24	20	20%	9	10	-10%	9	0%
Total	13	14	12	17	56	46	22%	26	22	18%	21	24%

Other Crime	Current Week	Last Week	3rd Wk	4th Wk	Past 28 Days	Past 28 Days LY	Chg.	Current Year	Last Year	Chg.	Wght. 5yr Avg	Chg.
Assault Other	3	2	5	5	15	14	7%	5	3	67%	6	-17%
Vandalism	4	2	2	3	11	12	-8%	6	3	100%	6	0%
Drug Offenses	2	1	0	0	3	8	-63%	3	5	-40%	2	50%
Weapons Offenses	1	0	0	1	2	1	100%	1	0	100%	2	-50%
Liquor Law Violations	0	0	0	0	0	0	--	0	0	0%	0	--
Total	10	5	7	9	31	35	-11%	15	11	36%	16	-6%



Figures are preliminary and subject to further analysis and revision

* Sex Offenses, Forcible includes forcible rape, forcible sodomy, forcible fondling, sexual assault with an object

** Larceny includes shoplifting, pickpocket, pursesnatch, from building, bicycles, motor vehicle parts or accessories, and other.



Part I Crime - Comparison Report

Providence Police Department

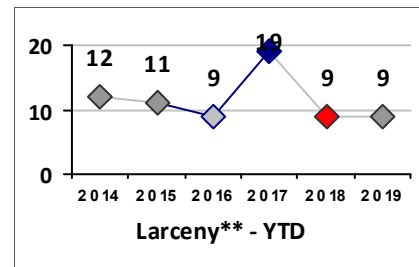
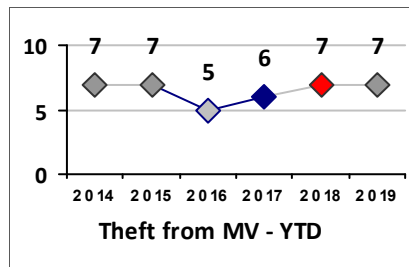
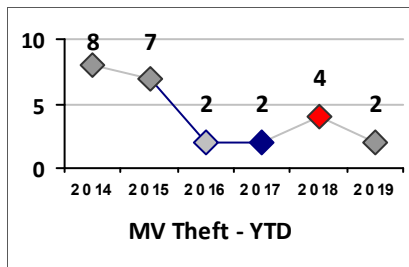
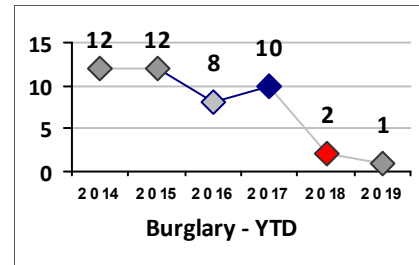
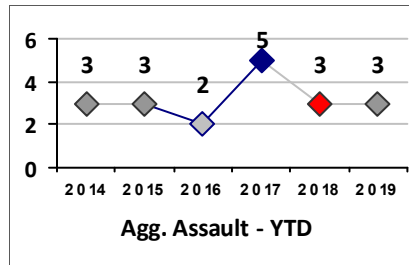
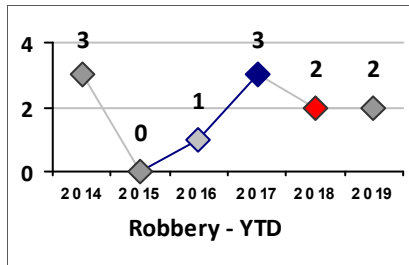
Through 1/13/2019
Week 2

District 7												
4 Week Trend 12/17/2018 - 1/13/2019					Past 28 Days 12/17/2018 - 1/13/2019			Year to Date January 1 - January 13				

Violent Crime	Current Week	Last Week	3rd Wk	4th Wk	Past 28 Days	Past 28 Days LY	Chg.	Current Year	Last Year	Chg.	Wght. 5yr Avg	Chg.
Homicide	0	0	0	0	0	1	--	0	0	0%	0	--
Sex Offenses, Forcible*	1	0	0	1	2	2	0%	1	0	100%	1	0%
Robbery Other	1	0	0	3	4	2	100%	1	2	-50%	1	0%
Robbery W Firearm	1	0	0	0	1	0	--	1	0	100%	1	0%
Agg. Assault	1	1	0	0	2	6	-67%	2	3	-33%	3	-33%
Agg. Assault W Firearm	0	1	1	1	3	1	200%	1	0	100%	1	0%
Total	4	2	1	5	12	12	0%	6	5	20%	7	-14%

Property Crime	Current Week	Last Week	3rd Wk	4th Wk	Past 28 Days	Past 28 Days LY	Chg.	Current Year	Last Year	Chg.	Wght. 5yr Avg	Chg.
Burglary	0	1	1	2	4	16	-75%	1	3	-67%	8	-88%
MV Theft	0	3	3	1	7	11	-36%	2	4	-50%	4	-50%
Larceny from MV	3	4	7	4	18	19	-5%	7	7	0%	7	0%
Larceny**	5	5	8	11	29	21	38%	9	10	-10%	13	-31%
Total	8	13	19	18	58	67	-13%	19	24	-21%	31	-39%

Other Crime	Current Week	Last Week	3rd Wk	4th Wk	Past 28 Days	Past 28 Days LY	Chg.	Current Year	Last Year	Chg.	Wght. 5yr Avg	Chg.
Assault Other	6	4	5	6	21	16	31%	9	8	13%	10	-10%
Vandalism	6	6	4	2	18	28	-36%	11	12	-8%	13	-15%
Drug Offenses	1	5	2	0	8	12	-33%	6	10	-40%	5	20%
Weapons Offenses	0	0	0	1	1	5	-80%	0	3	-100%	2	--
Liquor Law Violations	0	0	0	0	0	0	--	0	0	0%	1	--
Total	13	15	11	9	48	61	-21%	26	33	-21%	31	-16%



Figures are preliminary and subject to further analysis and revision

* Sex Offenses, Forcible includes forcible rape, forcible sodomy, forcible fondling, sexual assault with an object

** Larceny includes shoplifting, pickpocket, pursesnatch, from building, bicycles, motor vehicle parts or accessories, and other.



Part I Crime - Comparison Report

Providence Police Department

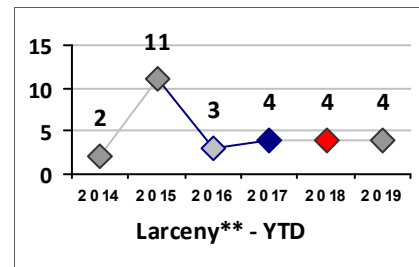
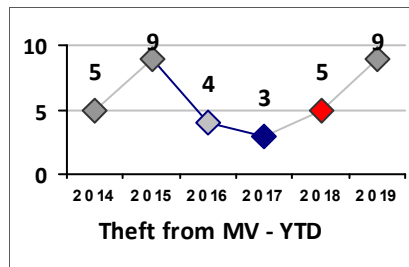
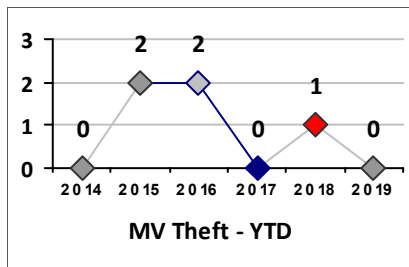
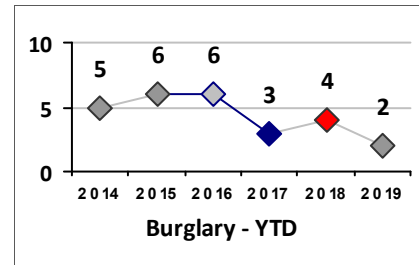
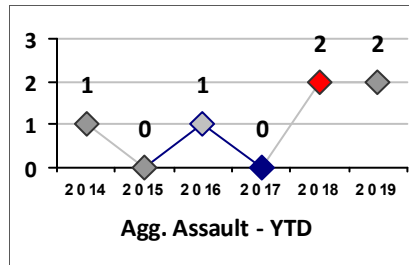
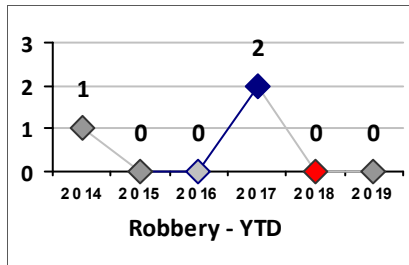
Through 1/13/2019
Week 2

District 8												
4 Week Trend 12/17/2018 - 1/13/2019					Past 28 Days 12/17/2018 - 1/13/2019			Year to Date January 1 - January 13				

Violent Crime	Current Week	Last Week	3rd Wk	4th Wk	Past 28 Days	Past 28 Days LY	Chg.	Current Year	Last Year	Chg.	Wght. 5yr Avg	Chg.
Homicide	0	0	0	0	0	0	--	0	0	0%	0	--
Sex Offenses, Forcible*	0	0	0	0	0	0	--	0	0	0%	0	--
Robbery Other	0	0	0	0	0	0	--	0	0	0%	1	--
Robbery W Firearm	0	0	0	0	0	0	--	0	0	0%	0	--
Agg. Assault	1	0	0	1	2	3	-33%	1	2	-50%	1	0%
Agg. Assault W Firearm	1	0	0	0	1	0	--	1	0	100%	0	--
Total	2	0	0	1	3	3	0%	2	2	0%	1	100%

Property Crime	Current Week	Last Week	3rd Wk	4th Wk	Past 28 Days	Past 28 Days LY	Chg.	Current Year	Last Year	Chg.	Wght. 5yr Avg	Chg.
Burglary	0	2	1	3	6	9	-33%	2	5	-60%	5	-60%
MV Theft	0	0	2	1	3	3	0%	0	1	-100%	1	--
Larceny from MV	6	3	1	4	14	12	17%	9	6	50%	5	80%
Larceny**	3	1	2	4	10	6	67%	4	4	0%	5	-20%
Total	9	6	6	12	33	30	10%	15	16	-6%	16	-6%

Other Crime	Current Week	Last Week	3rd Wk	4th Wk	Past 28 Days	Past 28 Days LY	Chg.	Current Year	Last Year	Chg.	Wght. 5yr Avg	Chg.
Assault Other	0	4	2	2	8	4	100%	4	2	100%	3	33%
Vandalism	1	1	2	1	5	9	-44%	2	5	-60%	4	-50%
Drug Offenses	0	0	0	1	1	0	--	0	0	0%	1	--
Weapons Offenses	1	0	0	0	1	2	-50%	1	2	-50%	1	0%
Liquor Law Violations	0	0	0	0	0	0	--	0	0	0%	0	--
Total	2	5	4	4	15	15	0%	7	9	-22%	8	-13%



Figures are preliminary and subject to further analysis and revision

* Sex Offenses, Forcible includes forcible rape, forcible sodomy, forcible fondling, sexual assault with an object

** Larceny includes shoplifting, pickpocket, pursesnatch, from building, bicycles, motor vehicle parts or accessories, and other.



Part I Crime - Comparison Report

Providence Police Department

Through 1/13/2019
Week 2

District 9

4 Week Trend
12/17/2018 - 1/13/2019

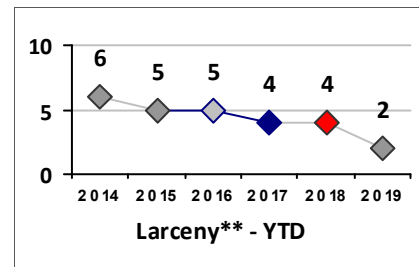
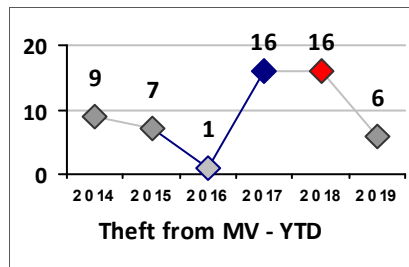
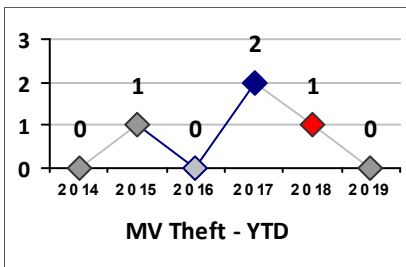
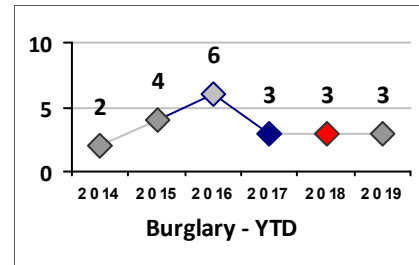
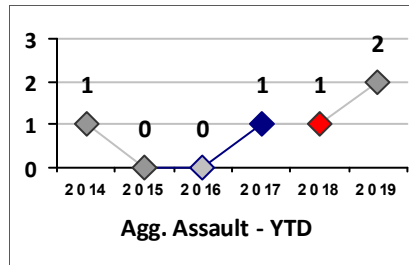
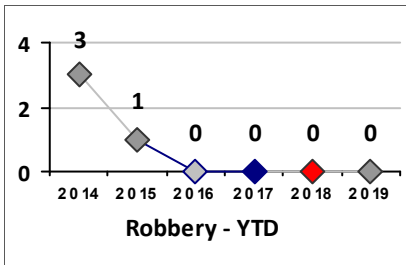
Past 28 Days
12/17/2018 - 1/13/2019

Year to Date
January 1 - January 13

Violent Crime	Current Week	Last Week	3rd Wk	4th Wk	Past 28 Days	Past 28 Days LY	Chg.	Current Year	Last Year	Chg.	Wght. 5yr Avg	Chg.
	Homicide	0	0	0	0	0	0	--	0	0	0%	0
Sex Offenses, Forcible*	1	0	0	0	1	0	--	1	0	100%	0	--
Robbery Other	0	0	0	0	0	1	--	0	0	0%	0	--
Robbery W Firearm	0	0	0	0	0	0	--	0	0	0%	0	--
Agg. Assault	1	1	0	0	2	0	--	2	0	200%	0	--
Agg. Assault W Firearm	0	0	0	0	0	1	--	0	1	-100%	1	--
Total	2	1	0	0	3	2	50%	3	1	200%	1	200%

Property Crime	Current Week	Last Week	3rd Wk	4th Wk	Past 28 Days	Past 28 Days LY	Chg.	Current Year	Last Year	Chg.	Wght. 5yr Avg	Chg.
	Burglary	0	3	4	2	9	7	29%	3	3	0%	4
MV Theft	0	0	0	1	1	4	-75%	0	1	-100%	1	--
Larceny from MV	2	4	1	1	8	27	-70%	6	16	-63%	12	-50%
Larceny**	1	1	0	3	5	6	-17%	2	4	-50%	4	-50%
Total	3	8	5	7	23	44	-48%	11	24	-54%	21	-48%

Other Crime	Current Week	Last Week	3rd Wk	4th Wk	Past 28 Days	Past 28 Days LY	Chg.	Current Year	Last Year	Chg.	Wght. 5yr Avg	Chg.
	Assault Other	2	0	0	0	2	2	0%	2	0	200%	1
Vandalism	1	1	0	1	3	9	-67%	2	4	-50%	4	-50%
Drug Offenses	0	0	0	0	0	1	--	0	0	0%	0	--
Weapons Offenses	0	0	0	0	0	0	--	0	0	0%	1	--
Liquor Law Violations	0	0	0	0	0	0	--	0	0	0%	0	--
Total	3	1	0	1	5	12	-58%	4	4	0%	6	-33%



Figures are preliminary and subject to further analysis and revision

* Sex Offenses, Forcible includes forcible rape, forcible sodomy, forcible fondling, sexual assault with an object

** Larceny includes shoplifting, pickpocket, pursesnatch, from building, bicycles, motor vehicle parts or accessories, and other.