



Part I Crime - Comparison Report

Providence Police Department

Through 1/27/2019
Week 4

Citywide

4 Week Trend
12/31/2018 - 1/27/2019

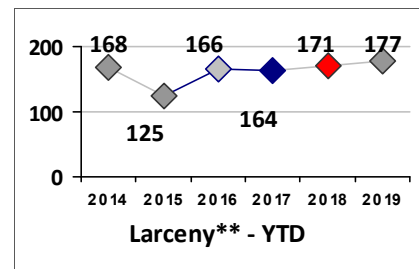
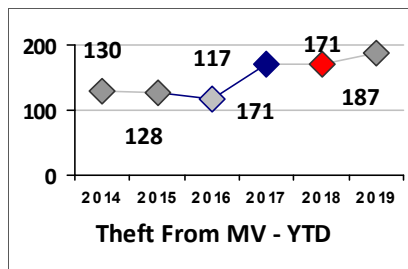
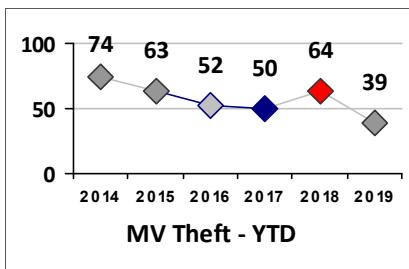
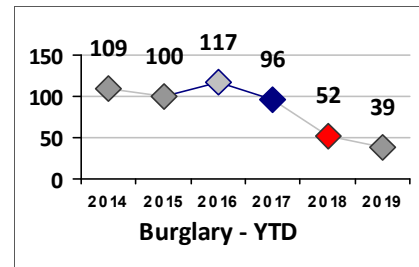
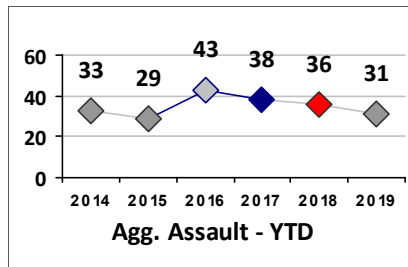
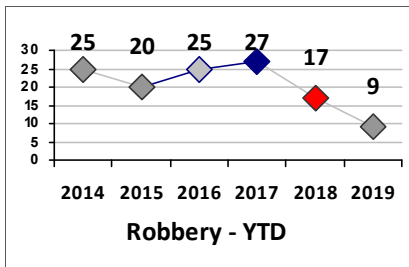
Past 28 Days
12/31/2018 - 1/27/2019

Year to Date
January 1 - January 27

Violent Crime	Current Week	Last Week	Wk 2	Wk 1	Past 28 Days	Past 28 Days LY	Chg.	Current Year	Last Year	Chg.	Wght. 5yr Avg	Chg.
	Homicide	0	1	0	1	2	2	0%	2	2	0%	1
Sex Offenses, Forcible*	1	4	5	1	11	20	-45%	11	20	-45%	17	-35%
Robbery W Firearm	1	0	2	1	4	6	-33%	4	6	-33%	8	-50%
Robbery Other	3	1	1	0	5	12	-58%	5	12	-58%	16	-69%
Agg. Assault W Firearm	1	2	1	1	5	12	-58%	5	12	-58%	13	-62%
Agg. Assault	7	5	8	10	30	26	15%	26	26	0%	25	4%
Total	13	13	17	14	57	78	-27%	53	78	-32%	79	-33%

Property Crime	Current Week	Last Week	Wk 2	Wk 1	Past 28 Days	Past 28 Days LY	Chg.	Current Year	Last Year	Chg.	Wght. 5yr Avg	Chg.
	Burglary	10	12	6	12	40	53	-25%	39	53	-26%	90
MV Theft	7	14	7	15	43	66	-35%	39	66	-41%	60	-35%
Larceny from MV	46	52	48	43	189	182	4%	187	182	3%	160	17%
Larceny**	51	48	44	38	181	175	3%	177	175	1%	167	6%
Total	114	126	105	108	453	476	-5%	442	476	-7%	477	-7%

Other Crime	Current Week	Last Week	Wk 2	Wk 1	Past 28 Days	Past 28 Days LY	Chg.	Current Year	Last Year	Chg.	Wght. 5yr Avg	Chg.
	Assault Other	38	30	25	32	125	126	-1%	119	126	-6%	136
Vandalism	39	42	31	28	140	160	-13%	136	160	-15%	152	-11%
Weapons Offenses	8	5	3	3	19	38	-50%	19	38	-50%	30	-37%
Drug Offenses	11	8	10	18	47	72	-35%	46	72	-36%	63	-27%
Liquor Law Violations	0	0	0	0	0	7	-700%	0	7	--	8	--
Total	96	85	69	81	331	403	-18%	320	403	-21%	390	-18%



Figures are preliminary and subject to further analysis and revision

* Sex Offenses, Forcible includes forcible rape, forcible sodomy, forcible fondling, sexual assault with an object

** Larceny includes shoplifting, pickpocket, pursesnatch, from building, bicycles, motor vehicle parts or accessories, and other.



Part I Crime - Comparison Report

Providence Police Department

Through 1/27/2019
Week 4

District 1

4 Week Trend
12/31/2018 - 1/27/2019

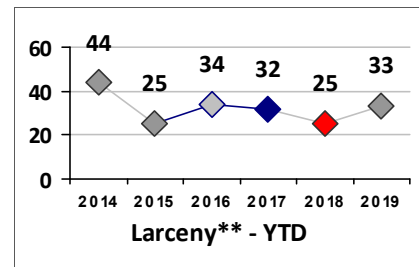
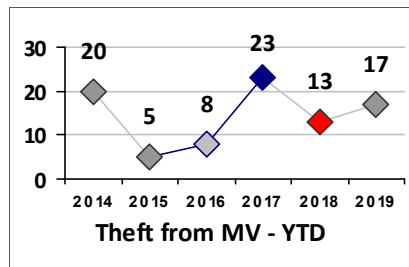
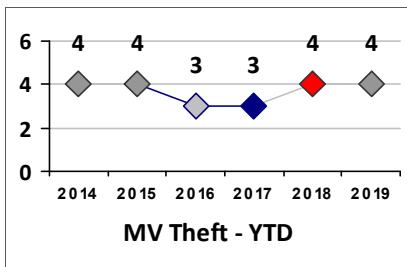
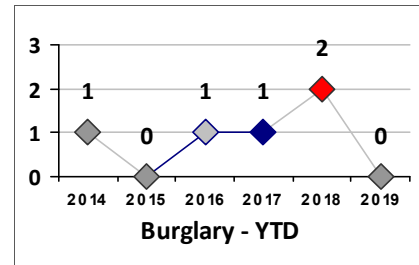
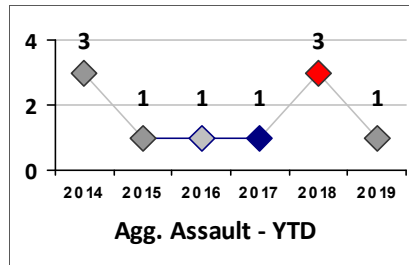
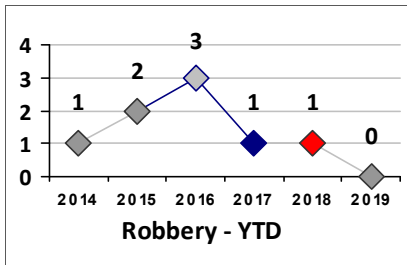
Past 28 Days
12/31/2018 - 1/27/2019

Year to Date
January 1 - January 27

Violent Crime	Current Week	Last Week	Wk 2	Wk 1	Past 28 Days	Past 28 Days LY	Chg.	Current Year	Last Year	Chg.	Wght. 5yr Avg	Chg.
Homicide	0	0	0	0	0	0	--	0	0	0%	0	--
Sex Offenses, Forcible*	0	0	0	0	0	2	--	0	2	-100%	1	--
Robbery Other	0	0	0	0	0	1	--	0	1	-100%	1	--
Robbery W Firearm	0	0	0	0	0	0	--	0	0	0%	0	--
Agg. Assault	0	0	0	1	1	3	-67%	1	3	-67%	2	-50%
Agg. Assault W Firearm	0	0	0	0	0	1	--	0	1	-100%	1	--
Total	0	0	0	1	1	7	-86%	1	7	-86%	5	-80%

Property Crime	Current Week	Last Week	Wk 2	Wk 1	Past 28 Days	Past 28 Days LY	Chg.	Current Year	Last Year	Chg.	Wght. 5yr Avg	Chg.
Burglary	0	0	0	0	0	2	--	0	2	-100%	1	--
MV Theft	0	3	0	1	4	4	0%	4	4	0%	4	0%
Larceny from MV	3	5	4	5	17	15	13%	17	15	13%	16	6%
Larceny**	11	7	8	7	33	27	22%	33	27	22%	31	6%
Total	14	15	12	13	54	48	13%	54	48	13%	51	6%

Other Crime	Current Week	Last Week	Wk 2	Wk 1	Past 28 Days	Past 28 Days LY	Chg.	Current Year	Last Year	Chg.	Wght. 5yr Avg	Chg.
Assault Other	5	4	4	2	15	12	25%	14	12	17%	14	0%
Vandalism	2	1	1	2	6	12	-50%	6	12	-50%	13	-54%
Drug Offenses	1	1	0	2	4	3	33%	3	3	0%	5	-40%
Weapons Offenses	0	0	0	1	1	3	-67%	1	3	-67%	1	0%
Liquor Law Violations	0	0	0	0	0	0	--	0	0	0%	1	--
Total	8	6	5	7	26	30	-13%	24	30	-20%	34	-29%



Figures are preliminary and subject to further analysis and revision

* Sex Offenses, Forcible includes forcible rape, forcible sodomy, forcible fondling, sexual assault with an object

** Larceny includes shoplifting, pickpocket, pursesnatch, from building, bicycles, motor vehicle parts or accessories, and other.



Part I Crime - Comparison Report

Providence Police Department

Through 1/27/2019
Week 4

District 2

4 Week Trend
12/31/2018 - 1/27/2019

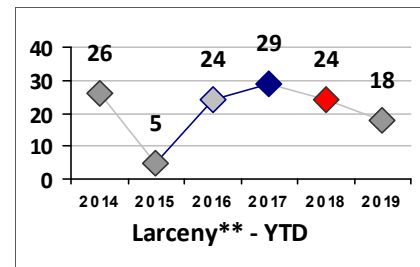
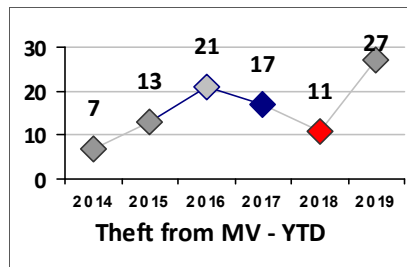
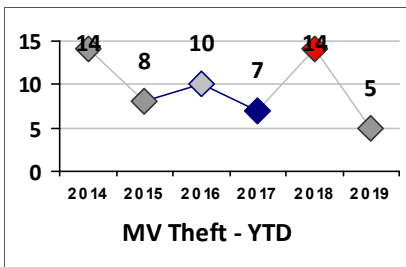
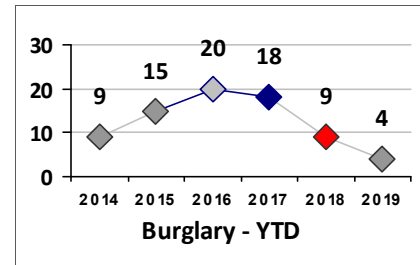
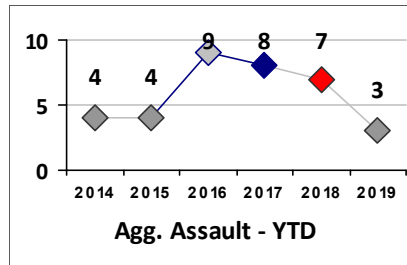
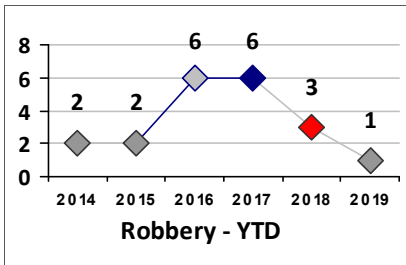
Past 28 Days
12/31/2018 - 1/27/2019

Year to Date
January 1 - January 27

Violent Crime	Current Week	Last Week	Wk 2	Wk 1	Past 28 Days	Past 28 Days LY	Chg.	Current Year	Last Year	Chg.	Wght. 5yr Avg	Chg.
Homicide	0	0	0	0	0	0	--	0	0	0%	0	--
Sex Offenses, Forcible*	0	1	0	1	2	6	-67%	2	6	-67%	4	-50%
Robbery Other	0	0	0	0	0	1	--	0	1	-100%	3	--
Robbery W Firearm	1	0	0	0	1	2	-50%	1	2	-50%	2	-50%
Agg. Assault	0	0	2	3	5	3	67%	3	3	0%	4	-25%
Agg. Assault W Firearm	0	0	0	0	0	4	--	0	4	-100%	3	--
Total	1	1	2	4	8	16	-50%	6	16	-63%	15	-60%

Property Crime	Current Week	Last Week	Wk 2	Wk 1	Past 28 Days	Past 28 Days LY	Chg.	Current Year	Last Year	Chg.	Wght. 5yr Avg	Chg.
Burglary	2	0	1	1	4	9	-56%	4	9	-56%	15	-73%
MV Theft	2	1	0	2	5	15	-67%	5	15	-67%	11	-55%
Larceny from MV	5	11	7	5	28	12	133%	27	12	125%	15	80%
Larceny**	9	2	4	3	18	24	-25%	18	24	-25%	23	-22%
Total	18	14	12	11	55	60	-8%	54	60	-10%	63	-14%

Other Crime	Current Week	Last Week	Wk 2	Wk 1	Past 28 Days	Past 28 Days LY	Chg.	Current Year	Last Year	Chg.	Wght. 5yr Avg	Chg.
Assault Other	6	7	1	8	22	20	10%	21	20	5%	23	-9%
Vandalism	4	3	4	3	14	22	-36%	13	22	-41%	21	-38%
Drug Offenses	1	2	3	4	10	4	150%	10	4	150%	9	11%
Weapons Offenses	0	0	1	0	1	7	-86%	1	7	-86%	5	-80%
Liquor Law Violations	0	0	0	0	0	0	--	0	0	0%	0	--
Total	11	12	9	15	47	53	-11%	45	53	-15%	58	-22%



Figures are preliminary and subject to further analysis and revision

* Sex Offenses, Forcible includes forcible rape, forcible sodomy, forcible fondling, sexual assault with an object

** Larceny includes shoplifting, pickpocket, pursesnatch, from building, bicycles, motor vehicle parts or accessories, and other.



Part I Crime - Comparison Report

Providence Police Department

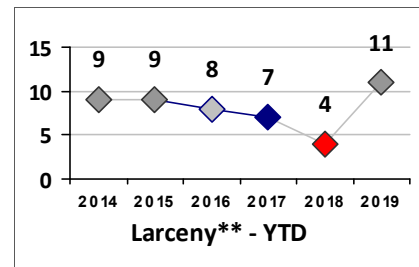
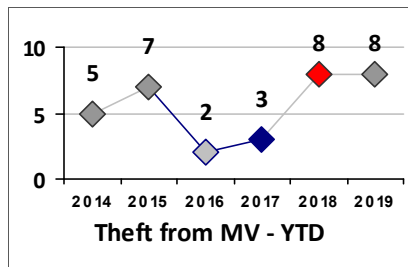
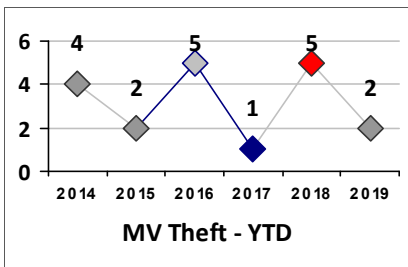
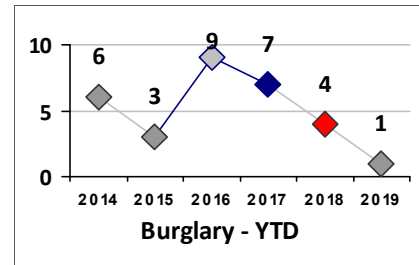
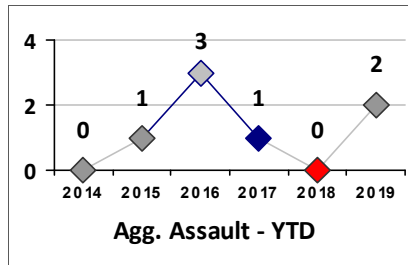
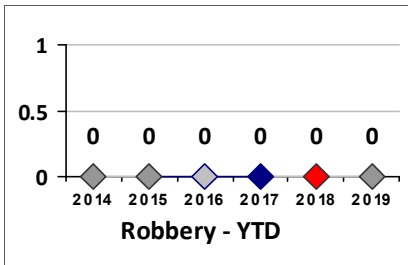
Through 1/27/2019
Week 4

District 3											
4 Week Trend 12/31/2018 - 1/27/2019				Past 28 Days 12/31/2018 - 1/27/2019				Year to Date January 1 - January 27			

Violent Crime	Current Week	Last Week	Wk 2	Wk 1	Past 28 Days	Past 28 Days LY	Chg.	Current Year	Last Year	Chg.	Wght. 5yr Avg	Chg.
Homicide	0	0	0	0	0	1	--	0	1	-100%	0	--
Sex Offenses, Forcible*	0	0	0	0	0	1	--	0	1	-100%	0	--
Robbery Other	0	0	0	0	0	0	--	0	0	0%	0	--
Robbery W Firearm	0	0	0	0	0	0	--	0	0	0%	0	--
Agg. Assault	0	1	1	0	2	0	--	2	0	200%	1	100%
Agg. Assault W Firearm	0	0	0	0	0	0	--	0	0	0%	0	--
Total	0	1	1	0	2	2	0%	2	2	0%	1	100%

Property Crime	Current Week	Last Week	Wk 2	Wk 1	Past 28 Days	Past 28 Days LY	Chg.	Current Year	Last Year	Chg.	Wght. 5yr Avg	Chg.
Burglary	0	1	0	0	1	4	-75%	1	4	-75%	6	-83%
MV Theft	0	1	0	1	2	5	-60%	2	5	-60%	4	-50%
Larceny from MV	4	1	3	0	8	9	-11%	8	9	-11%	6	33%
Larceny**	2	7	1	1	11	4	175%	11	4	175%	7	57%
Total	6	10	4	2	22	22	0%	22	22	0%	22	0%

Other Crime	Current Week	Last Week	Wk 2	Wk 1	Past 28 Days	Past 28 Days LY	Chg.	Current Year	Last Year	Chg.	Wght. 5yr Avg	Chg.
Assault Other	3	1	0	2	6	2	200%	6	2	200%	8	-25%
Vandalism	4	1	1	0	6	2	200%	6	2	200%	6	0%
Drug Offenses	0	1	1	0	2	6	-67%	2	6	-67%	5	-60%
Weapons Offenses	1	1	0	0	2	4	-50%	2	4	-50%	2	0%
Liquor Law Violations	0	0	0	0	0	0	--	0	0	0%	0	--
Total	8	4	2	2	16	14	14%	16	14	14%	20	-20%



Figures are preliminary and subject to further analysis and revision

* Sex Offenses, Forcible includes forcible rape, forcible sodomy, forcible fondling, sexual assault with an object

** Larceny includes shoplifting, pickpocket, pursesnatch, from building, bicycles, motor vehicle parts or accessories, and other.



Part I Crime - Comparison Report

Providence Police Department

Through 1/27/2019
Week 4

District 4

4 Week Trend
12/31/2018 - 1/27/2019

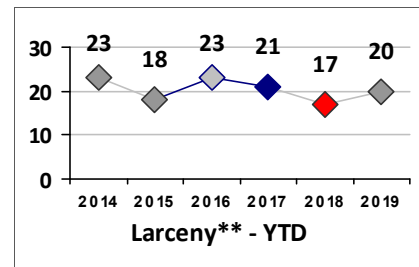
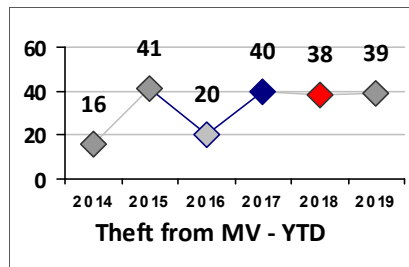
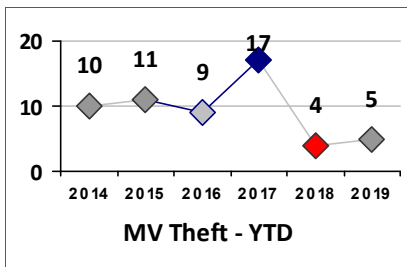
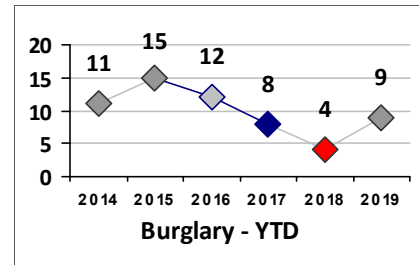
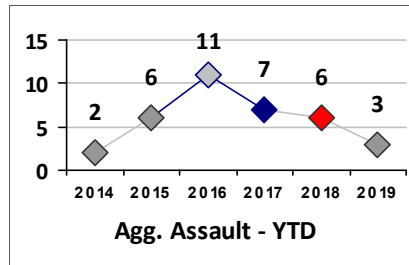
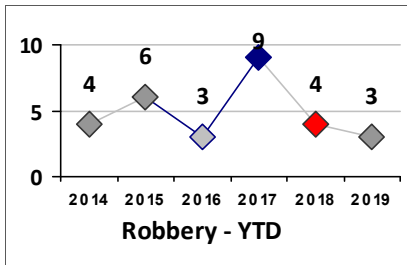
Past 28 Days
12/31/2018 - 1/27/2019

Year to Date
January 1 - January 27

Violent Crime	Current Week	Last Week	Wk 2	Wk 1	Past 28 Days	Past 28 Days LY	Chg.	Current Year	Last Year	Chg.	Wght. 5yr Avg	Chg.
Homicide	0	0	0	0	0	0	--	0	0	0%	0	--
Sex Offenses, Forcible*	0	1	0	0	1	2	-50%	1	2	-50%	3	-67%
Robbery Other	1	1	0	0	2	4	-50%	2	4	-50%	5	-60%
Robbery W Firearm	0	0	1	0	1	0	--	1	0	100%	1	0%
Agg. Assault	2	0	0	1	3	5	-40%	2	5	-60%	5	-60%
Agg. Assault W Firearm	1	0	0	0	1	1	0%	1	1	0%	2	-50%
Total	4	2	1	1	8	12	-33%	7	12	-42%	15	-53%

Property Crime	Current Week	Last Week	Wk 2	Wk 1	Past 28 Days	Past 28 Days LY	Chg.	Current Year	Last Year	Chg.	Wght. 5yr Avg	Chg.
Burglary	3	3	2	2	10	4	150%	9	4	125%	9	0%
MV Theft	1	2	1	3	7	4	75%	5	4	25%	10	-50%
Larceny from MV	6	12	11	11	40	43	-7%	39	43	-9%	36	8%
Larceny**	6	6	2	8	22	17	29%	20	17	18%	20	0%
Total	16	23	16	24	79	68	16%	73	68	7%	75	-3%

Other Crime	Current Week	Last Week	Wk 2	Wk 1	Past 28 Days	Past 28 Days LY	Chg.	Current Year	Last Year	Chg.	Wght. 5yr Avg	Chg.
Assault Other	12	4	6	2	24	19	26%	24	19	26%	21	14%
Vandalism	5	8	6	8	27	23	17%	25	23	9%	23	9%
Drug Offenses	4	0	2	3	9	13	-31%	9	13	-31%	11	-18%
Weapons Offenses	2	2	0	0	4	2	100%	4	2	100%	3	33%
Liquor Law Violations	0	0	0	0	0	0	--	0	0	0%	0	--
Total	23	14	14	13	64	57	12%	62	57	9%	58	7%



Figures are preliminary and subject to further analysis and revision

* Sex Offenses, Forcible includes forcible rape, forcible sodomy, forcible fondling, sexual assault with an object

** Larceny includes shoplifting, pickpocket, pursesnatch, from building, bicycles, motor vehicle parts or accessories, and other.



Part I Crime - Comparison Report

Providence Police Department

Through 1/27/2019
Week 4

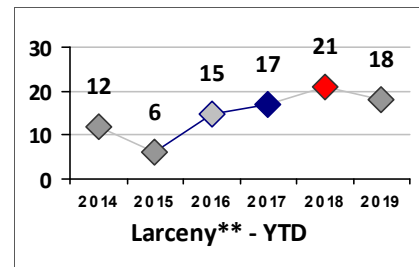
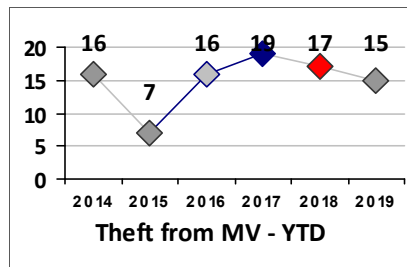
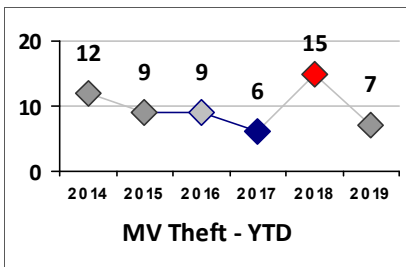
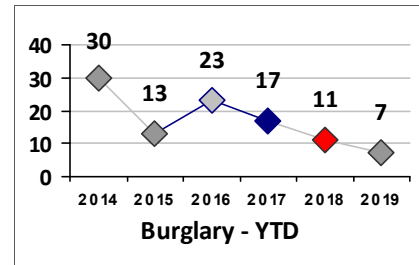
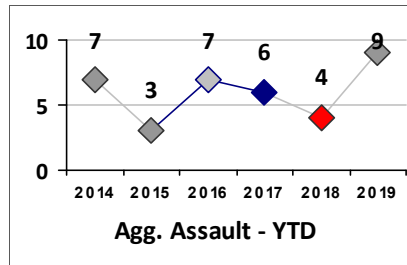
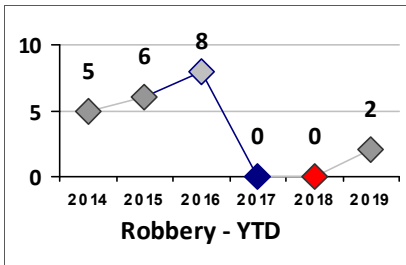
District 5

4 Week Trend 12/31/2018 - 1/27/2019	Past 28 Days 12/31/2018 - 1/27/2019	Year to Date January 1 - January 27
--	--	--

Violent Crime	Current Week	Last Week	Wk 2	Wk 1	Past 28 Days	Past 28 Days LY	Chg.	Current Year	Last Year	Chg.	Wght. 5yr Avg	Chg.
Homicide	0	0	0	0	0	0	--	0	0	0%	0	--
Sex Offenses, Forcible*	0	2	2	0	4	4	0%	4	4	0%	4	0%
Robbery Other	1	0	0	0	1	0	--	1	0	100%	2	-50%
Robbery W Firearm	0	0	0	1	1	0	--	1	0	100%	1	0%
Agg. Assault	3	2	0	3	8	3	167%	7	3	133%	3	133%
Agg. Assault W Firearm	0	2	0	0	2	1	100%	2	1	100%	2	0%
Total	4	6	2	4	16	8	100%	15	8	88%	12	25%

Property Crime	Current Week	Last Week	Wk 2	Wk 1	Past 28 Days	Past 28 Days LY	Chg.	Current Year	Last Year	Chg.	Wght. 5yr Avg	Chg.
Burglary	3	2	1	1	7	11	-36%	7	11	-36%	17	-59%
MV Theft	0	2	2	4	8	15	-47%	7	15	-53%	10	-30%
Larceny from MV	4	4	1	6	15	18	-17%	15	18	-17%	17	-12%
Larceny**	5	3	7	3	18	22	-18%	18	22	-18%	17	6%
Total	12	11	11	14	48	66	-27%	47	66	-29%	60	-22%

Other Crime	Current Week	Last Week	Wk 2	Wk 1	Past 28 Days	Past 28 Days LY	Chg.	Current Year	Last Year	Chg.	Wght. 5yr Avg	Chg.
Assault Other	5	3	2	7	17	26	-35%	14	26	-46%	23	-39%
Vandalism	6	8	2	4	20	31	-35%	20	31	-35%	26	-23%
Drug Offenses	1	2	1	2	6	17	-65%	6	17	-65%	15	-60%
Weapons Offenses	3	1	0	2	6	3	100%	6	3	100%	3	100%
Liquor Law Violations	0	0	0	0	0	0	--	0	0	0%	0	--
Total	15	14	5	15	49	77	-36%	46	77	-40%	66	-30%



Figures are preliminary and subject to further analysis and revision

* Sex Offenses, Forcible includes forcible rape, forcible sodomy, forcible fondling, sexual assault with an object

** Larceny includes shoplifting, pickpocket, pursesnatch, from building, bicycles, motor vehicle parts or accessories, and other.



Part I Crime - Comparison Report

Providence Police Department

Through 1/27/2019
Week 4

District 6

4 Week Trend
12/31/2018 - 1/27/2019

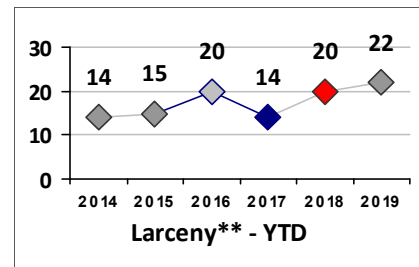
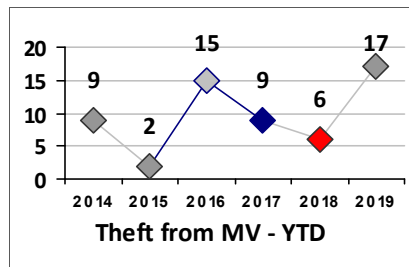
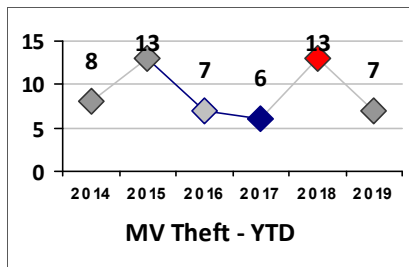
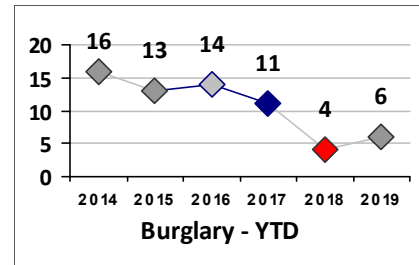
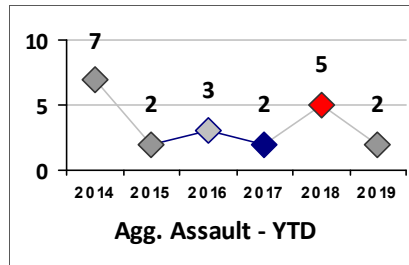
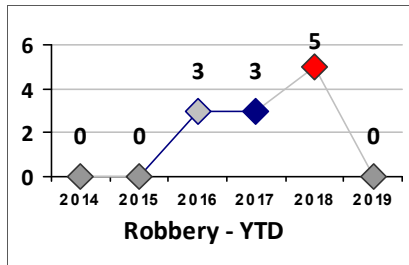
Past 28 Days
12/31/2018 - 1/27/2019

Year to Date
January 1 - January 27

Violent Crime	Current Week	Last Week	Wk 2	Wk 1	Past 28 Days	Past 28 Days LY	Chg.	Current Year	Last Year	Chg.	Wght. 5yr Avg	Chg.
Homicide	0	1	0	1	2	1	100%	2	1	100%	0	--
Sex Offenses, Forcible*	0	0	0	0	0	1	--	0	1	-100%	1	--
Robbery Other	0	0	0	0	0	2	--	0	2	-100%	2	--
Robbery W Firearm	0	0	0	0	0	3	--	0	3	-100%	1	--
Agg. Assault	0	0	2	0	2	3	-33%	2	3	-33%	2	0%
Agg. Assault W Firearm	0	0	0	0	0	3	--	0	3	-100%	1	--
Total	0	1	2	1	4	13	-69%	4	13	-69%	8	-50%

Property Crime	Current Week	Last Week	Wk 2	Wk 1	Past 28 Days	Past 28 Days LY	Chg.	Current Year	Last Year	Chg.	Wght. 5yr Avg	Chg.
Burglary	2	0	2	2	6	4	50%	6	4	50%	10	-40%
MV Theft	2	1	3	1	7	14	-50%	7	14	-50%	11	-36%
Larceny from MV	4	4	4	5	17	6	183%	17	6	183%	9	89%
Larceny**	5	8	4	6	23	20	15%	22	20	10%	18	22%
Total	13	13	13	14	53	44	20%	52	44	18%	47	11%

Other Crime	Current Week	Last Week	Wk 2	Wk 1	Past 28 Days	Past 28 Days LY	Chg.	Current Year	Last Year	Chg.	Wght. 5yr Avg	Chg.
Assault Other	3	3	3	2	11	12	-8%	11	12	-8%	14	-21%
Vandalism	2	4	4	2	12	10	20%	12	10	20%	16	-25%
Drug Offenses	1	1	2	1	5	7	-29%	5	7	-29%	4	25%
Weapons Offenses	0	1	1	0	2	3	-33%	2	3	-33%	3	-33%
Liquor Law Violations	0	0	0	0	0	0	--	0	0	0%	1	--
Total	6	9	10	5	30	32	-6%	30	32	-6%	37	-19%



Figures are preliminary and subject to further analysis and revision

* Sex Offenses, Forcible includes forcible rape, forcible sodomy, forcible fondling, sexual assault with an object

** Larceny includes shoplifting, pickpocket, pursesnatch, from building, bicycles, motor vehicle parts or accessories, and other.



Part I Crime - Comparison Report

Providence Police Department

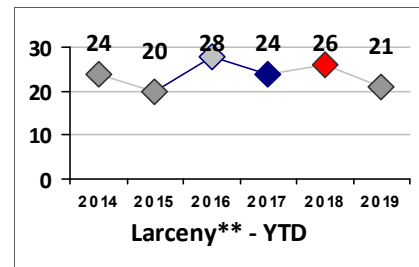
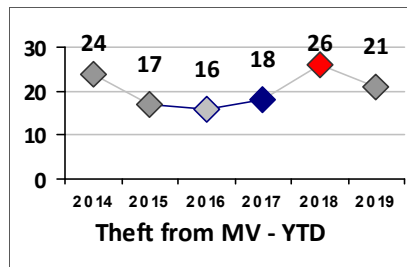
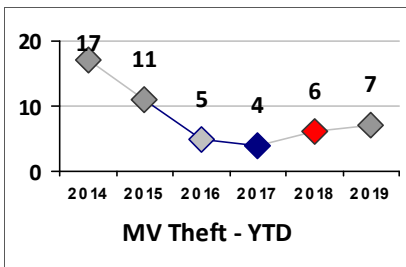
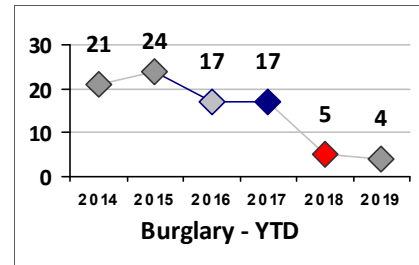
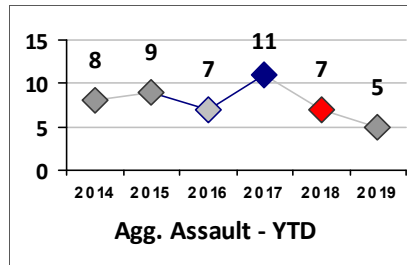
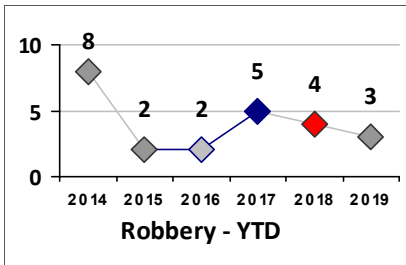
Through 1/27/2019
Week 4

District 7												
4 Week Trend 12/31/2018 - 1/27/2019					Past 28 Days 12/31/2018 - 1/27/2019			Year to Date January 1 - January 27				

Violent Crime	Current Week	Last Week	Wk 2	Wk 1	Past 28 Days	Past 28 Days LY	Chg.	Current Year	Last Year	Chg.	Wght. 5yr Avg	Chg.
Homicide	0	0	0	0	0	0	--	0	0	0%	0	--
Sex Offenses, Forcible*	0	0	1	0	1	3	-67%	1	3	-67%	3	-67%
Robbery Other	1	0	1	0	2	4	-50%	2	4	-50%	3	-33%
Robbery W Firearm	0	0	1	0	1	1	0%	1	1	0%	2	-50%
Agg. Assault	1	1	1	1	4	7	-43%	4	7	-43%	6	-33%
Agg. Assault W Firearm	0	0	0	1	1	0	--	1	0	100%	2	-50%
Total	2	1	4	2	9	15	-40%	9	15	-40%	15	-40%

Property Crime	Current Week	Last Week	Wk 2	Wk 1	Past 28 Days	Past 28 Days LY	Chg.	Current Year	Last Year	Chg.	Wght. 5yr Avg	Chg.
Burglary	0	3	0	1	4	5	-20%	4	5	-20%	15	-73%
MV Theft	1	4	0	3	8	6	33%	7	6	17%	7	0%
Larceny from MV	7	7	3	4	21	27	-22%	21	27	-22%	21	0%
Larceny**	7	5	5	5	22	27	-19%	21	27	-22%	26	-19%
Total	15	19	8	13	55	65	-15%	53	65	-18%	69	-23%

Other Crime	Current Week	Last Week	Wk 2	Wk 1	Past 28 Days	Past 28 Days LY	Chg.	Current Year	Last Year	Chg.	Wght. 5yr Avg	Chg.
Assault Other	1	3	6	4	14	28	-50%	13	28	-54%	25	-48%
Vandalism	10	9	6	6	31	30	3%	30	30	0%	28	7%
Drug Offenses	3	1	1	5	10	21	-52%	10	21	-52%	11	-9%
Weapons Offenses	1	0	0	0	1	12	-92%	1	12	-92%	9	-89%
Liquor Law Violations	0	0	0	0	0	7	--	0	7	-100%	5	--
Total	15	13	13	15	56	98	-43%	54	98	-45%	77	-30%



Figures are preliminary and subject to further analysis and revision

* Sex Offenses, Forcible includes forcible rape, forcible sodomy, forcible fondling, sexual assault with an object

** Larceny includes shoplifting, pickpocket, pursesnatch, from building, bicycles, motor vehicle parts or accessories, and other.



Part I Crime - Comparison Report

Providence Police Department

Through 1/27/2019
Week 4

District 8

4 Week Trend
12/31/2018 - 1/27/2019

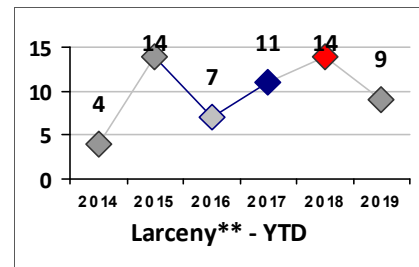
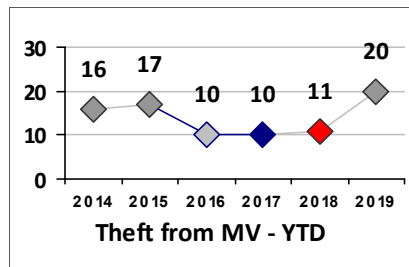
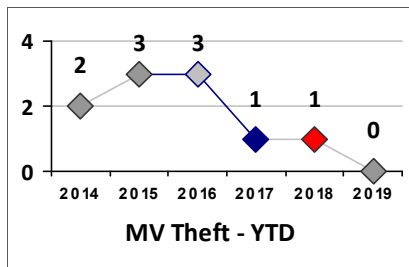
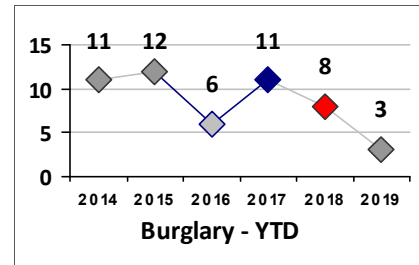
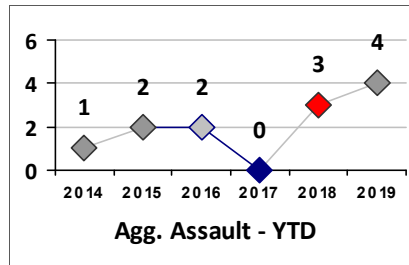
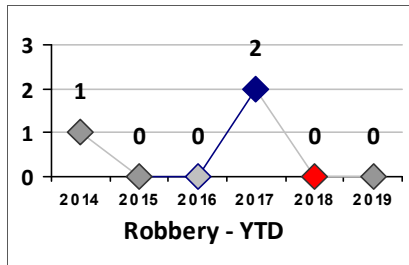
Past 28 Days
12/31/2018 - 1/27/2019

Year to Date
January 1 - January 27

Violent Crime	Current Week	Last Week	Wk 2	Wk 1	Past 28 Days	Past 28 Days LY	Chg.	Current Year	Last Year	Chg.	Wght. 5yr Avg	Chg.
Homicide	0	0	0	0	0	0	--	0	0	0%	0	--
Sex Offenses, Forcible*	0	0	0	0	0	0	--	0	0	0%	0	--
Robbery Other	0	0	0	0	0	0	--	0	0	0%	1	--
Robbery W Firearm	0	0	0	0	0	0	--	0	0	0%	0	--
Agg. Assault	1	1	1	0	3	2	50%	3	2	50%	1	200%
Agg. Assault W Firearm	0	0	1	0	1	1	0%	1	1	0%	1	0%
Total	1	1	2	0	4	3	33%	4	3	33%	2	100%

Property Crime	Current Week	Last Week	Wk 2	Wk 1	Past 28 Days	Past 28 Days LY	Chg.	Current Year	Last Year	Chg.	Wght. 5yr Avg	Chg.
Burglary	0	1	0	2	3	9	-67%	3	9	-67%	10	-70%
MV Theft	0	0	0	0	0	1	--	0	1	-100%	2	--
Larceny from MV	8	3	6	3	20	11	82%	20	11	82%	12	67%
Larceny**	1	4	3	1	9	14	-36%	9	14	-36%	11	-18%
Total	9	8	9	6	32	35	-9%	32	35	-9%	34	-6%

Other Crime	Current Week	Last Week	Wk 2	Wk 1	Past 28 Days	Past 28 Days LY	Chg.	Current Year	Last Year	Chg.	Wght. 5yr Avg	Chg.
Assault Other	2	3	0	4	9	3	200%	9	3	200%	5	80%
Vandalism	1	2	1	1	5	10	-50%	5	10	-50%	8	-38%
Drug Offenses	0	0	0	0	0	0	--	0	0	0%	2	--
Weapons Offenses	1	0	1	0	2	2	0%	2	2	0%	1	100%
Liquor Law Violations	0	0	0	0	0	0	--	0	0	0%	0	--
Total	4	5	2	5	16	15	7%	16	15	7%	16	0%



Figures are preliminary and subject to further analysis and revision

* Sex Offenses, Forcible includes forcible rape, forcible sodomy, forcible fondling, sexual assault with an object

** Larceny includes shoplifting, pickpocket, pursesnatch, from building, bicycles, motor vehicle parts or accessories, and other.



Part I Crime - Comparison Report

Providence Police Department

Through 1/27/2019
Week 4

District 9

4 Week Trend
12/31/2018 - 1/27/2019

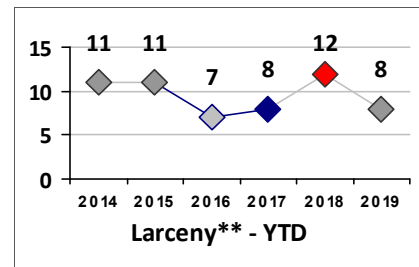
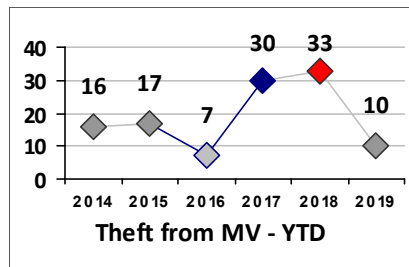
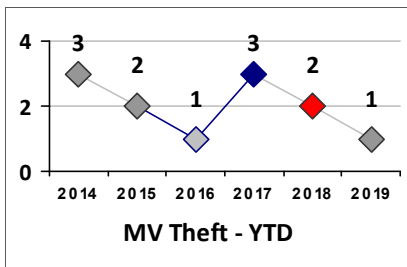
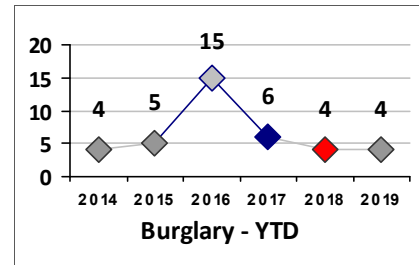
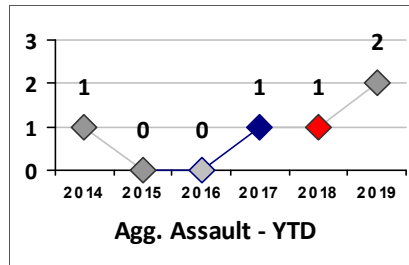
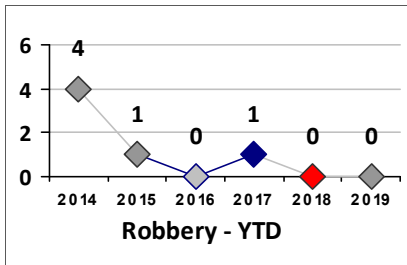
Past 28 Days
12/31/2018 - 1/27/2019

Year to Date
January 1 - January 27

Violent Crime	Current Week	Last Week	Wk 2	Wk 1	Past 28 Days	Past 28 Days LY	Chg.	Current Year	Last Year	Chg.	Wght. 5yr Avg	Chg.
Homicide	0	0	0	0	0	0	--	0	0	0%	0	--
Sex Offenses, Forcible*	0	0	2	0	2	0	--	2	0	200%	0	--
Robbery Other	0	0	0	0	0	0	--	0	0	0%	0	--
Robbery W Firearm	0	0	0	0	0	0	--	0	0	0%	0	--
Agg. Assault	0	0	1	1	2	0	--	2	0	200%	0	--
Agg. Assault W Firearm	0	0	0	0	0	1	--	0	1	-100%	1	--
Total	0	0	3	1	4	1	300%	4	1	300%	1	300%

Property Crime	Current Week	Last Week	Wk 2	Wk 1	Past 28 Days	Past 28 Days LY	Chg.	Current Year	Last Year	Chg.	Wght. 5yr Avg	Chg.
Burglary	0	1	0	3	4	4	0%	4	4	0%	7	-43%
MV Theft	1	0	0	0	1	2	-50%	1	2	-50%	2	-50%
Larceny from MV	4	0	2	4	10	33	-70%	10	33	-70%	24	-58%
Larceny**	3	3	1	1	8	12	-33%	8	12	-33%	11	-27%
Total	8	4	3	8	23	51	-55%	23	51	-55%	44	-48%

Other Crime	Current Week	Last Week	Wk 2	Wk 1	Past 28 Days	Past 28 Days LY	Chg.	Current Year	Last Year	Chg.	Wght. 5yr Avg	Chg.
Assault Other	1	1	2	0	4	2	100%	4	2	100%	3	33%
Vandalism	3	1	1	1	6	12	-50%	6	12	-50%	8	-25%
Drug Offenses	0	0	0	0	0	0	--	0	0	0%	0	--
Weapons Offenses	0	0	0	0	0	0	--	0	0	0%	1	--
Liquor Law Violations	0	0	0	0	0	0	--	0	0	0%	0	--
Total	4	2	3	1	10	14	-29%	10	14	-29%	13	-23%



Figures are preliminary and subject to further analysis and revision

* Sex Offenses, Forcible includes forcible rape, forcible sodomy, forcible fondling, sexual assault with an object

** Larceny includes shoplifting, pickpocket, pursesnatch, from building, bicycles, motor vehicle parts or accessories, and other.