



# Part I Crime - Comparison Report

## Providence Police Department

Through 9/15/2019  
Week 37

### Citywide

4 Week Trend  
8/19/2019 - 9/15/2019

Past 28 Days  
8/19/2019 - 9/15/2019

Year to Date  
January 1 - September 15

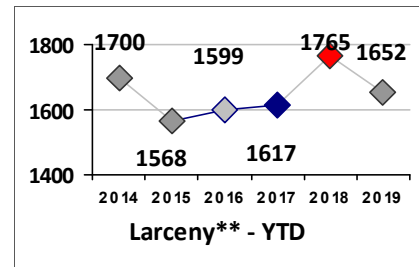
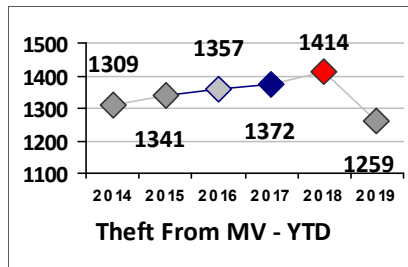
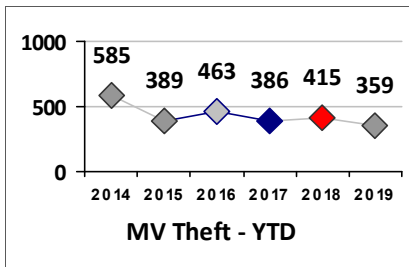
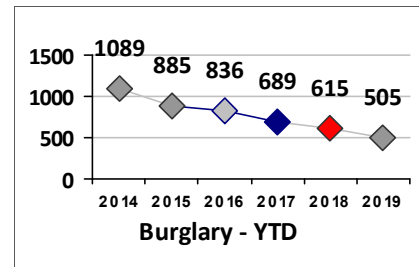
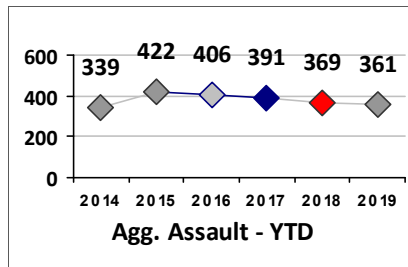
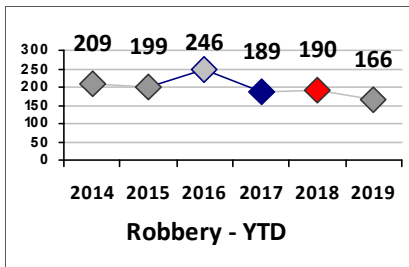
Violent Crime	Current Week	Last Week	Wk 35	Wk 34	Past 28 Days	Past 28 Days LY	Chg.	Current Year	Last Year	Chg.	Wght. 5yr Avg	Chg.
	Homicide	0	0	0	2	2	1	100%	10	8	25%	8
Sex Offenses, Forcible*	1	3	7	0	11	16	-31%	145	176	-18%	157	-8%
Robbery W Firearm	1	1	1	1	4	5	-20%	46	54	-15%	60	-23%
Robbery Other	5	3	4	8	20	15	33%	127	143	-11%	151	-16%
Agg. Assault W Firearm	0	0	2	2	4	3	33%	69	91	-24%	112	-38%
Agg. Assault	8	4	11	15	38	40	-5%	300	288	4%	290	3%
<b>Total</b>	<b>15</b>	<b>11</b>	<b>25</b>	<b>28</b>	<b>79</b>	<b>80</b>	<b>-1%</b>	<b>697</b>	<b>760</b>	<b>-8%</b>	<b>778</b>	<b>-10%</b>

Property Crime	Current Week	Last Week	Wk 35	Wk 34	Past 28 Days	Past 28 Days LY	Chg.	Current Year	Last Year	Chg.	Wght. 5yr Avg	Chg.
	Burglary	14	20	17	16	67	89	-25%	520	636	-18%	781
MV Theft	6	13	11	22	52	31	68%	365	426	-14%	440	-17%
Larceny from MV	23	40	49	38	150	121	24%	1286	1451	-11%	1426	-10%
Larceny**	39	41	55	54	189	196	-4%	1694	1812	-7%	1722	-2%
<b>Total</b>	<b>82</b>	<b>114</b>	<b>132</b>	<b>130</b>	<b>458</b>	<b>437</b>	<b>5%</b>	<b>3865</b>	<b>4325</b>	<b>-11%</b>	<b>4369</b>	<b>-12%</b>

Other Crime	Current Week	Last Week	Wk 35	Wk 34	Past 28 Days	Past 28 Days LY	Chg.	Current Year	Last Year	Chg.	Wght. 5yr Avg	Chg.
	Assault Other	49	40	42	44	175	186	-6%	1434	1612	-11%	1550
Vandalism	19	53	35	39	146	161	-9%	1310	1481	-12%	1540	-15%
Weapons Offenses	12	3	5	5	25	14	79%	228	238	-4%	252	-10%
Drug Offenses	11	22	12	14	59	65	-9%	558	705	-21%	637	-12%
Liquor Law Violations	0	1	7	0	8	19	-58%	25	86	-71%	71	-65%
<b>Total</b>	<b>91</b>	<b>119</b>	<b>101</b>	<b>102</b>	<b>413</b>	<b>445</b>	<b>-7%</b>	<b>3555</b>	<b>4122</b>	<b>-14%</b>	<b>4050</b>	<b>-12%</b>



Figures are preliminary and subject to further analysis and revision

\* Sex Offenses, Forcible includes forcible rape, forcible sodomy, forcible fondling, sexual assault with an object

\*\* Larceny includes shoplifting, pickpocket, pursesnatch, from building, bicycles, motor vehicle parts or accessories, and other.



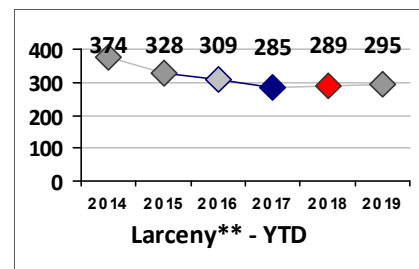
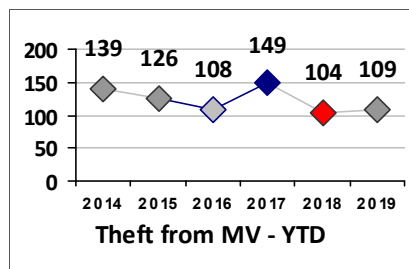
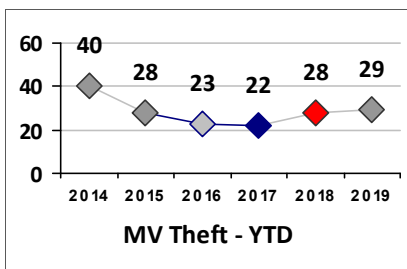
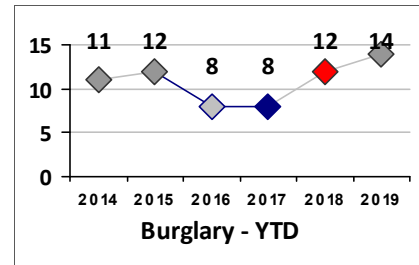
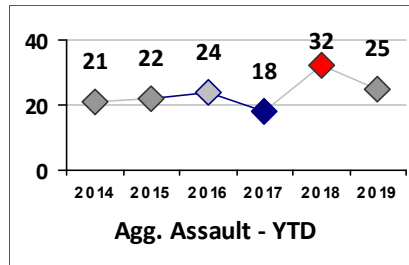
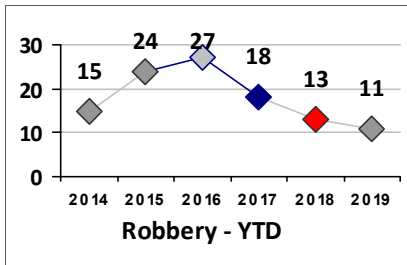
# Part I Crime - Comparison Report

## Providence Police Department

Through 9/15/2019  
Week 37

### District 1

	4 Week Trend 8/19/2019 - 9/15/2019				Past 28 Days 8/19/2019 - 9/15/2019			Year to Date January 1 - September 15				
<b>Violent Crime</b>	Current Week	Last Week	Wk 35	Wk 34	Past 28 Days	Past 28 Days LY	Chg.	Current Year	Last Year	Chg.	Wght. 5yr Avg	Chg.
Homicide	0	0	0	0	0	0	--	0	1	-100%	1	--
Sex Offenses, Forcible*	0	1	0	0	1	2	-50%	18	17	6%	12	50%
Robbery Other	1	1	0	0	2	2	0%	12	13	-8%	19	-37%
Robbery W Firearm	0	0	0	0	0	0	--	0	0	0%	1	--
Agg. Assault	0	1	1	1	3	3	0%	25	28	-11%	22	14%
Agg. Assault W Firearm	0	0	0	0	0	1	--	0	5	-100%	4	--
<b>Total</b>	<b>1</b>	<b>3</b>	<b>1</b>	<b>1</b>	<b>6</b>	<b>8</b>	<b>-25%</b>	<b>55</b>	<b>64</b>	<b>-14%</b>	<b>58</b>	<b>-5%</b>
<b>Property Crime</b>	Current Week	Last Week	Wk 35	Wk 34	Past 28 Days	Past 28 Days LY	Chg.	Current Year	Last Year	Chg.	Wght. 5yr Avg	Chg.
Burglary	0	0	1	0	1	1	0%	14	12	17%	10	40%
MV Theft	0	2	1	2	5	0	--	29	28	4%	27	7%
Larceny from MV	1	5	4	2	12	6	100%	110	106	4%	128	-14%
Larceny**	8	9	11	9	37	29	28%	303	295	3%	311	-3%
<b>Total</b>	<b>9</b>	<b>16</b>	<b>17</b>	<b>13</b>	<b>55</b>	<b>36</b>	<b>53%</b>	<b>456</b>	<b>441</b>	<b>3%</b>	<b>476</b>	<b>-4%</b>
<b>Other Crime</b>	Current Week	Last Week	Wk 35	Wk 34	Past 28 Days	Past 28 Days LY	Chg.	Current Year	Last Year	Chg.	Wght. 5yr Avg	Chg.
Assault Other	5	4	4	5	18	13	38%	132	153	-14%	144	-8%
Vandalism	1	2	3	0	6	11	-45%	77	94	-18%	107	-28%
Drug Offenses	3	1	1	2	7	7	0%	30	44	-32%	57	-47%
Weapons Offenses	0	0	1	0	1	1	0%	16	14	14%	21	-24%
Liquor Law Violations	0	0	0	0	0	1	--	1	8	-88%	11	-91%
<b>Total</b>	<b>9</b>	<b>7</b>	<b>9</b>	<b>7</b>	<b>32</b>	<b>33</b>	<b>-3%</b>	<b>256</b>	<b>313</b>	<b>-18%</b>	<b>340</b>	<b>-25%</b>



Figures are preliminary and subject to further analysis and revision

\* Sex Offenses, Forcible includes forcible rape, forcible sodomy, forcible fondling, sexual assault with an object

\*\* Larceny includes shoplifting, pickpocket, pursesnatch, from building, bicycles, motor vehicle parts or accessories, and other.



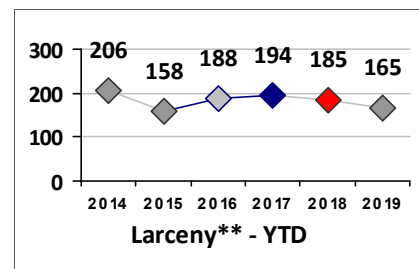
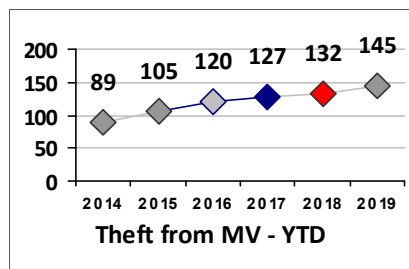
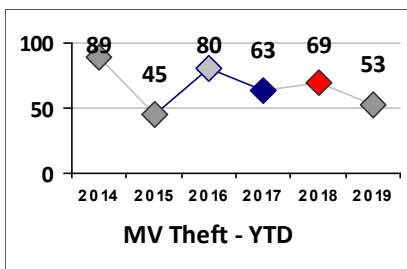
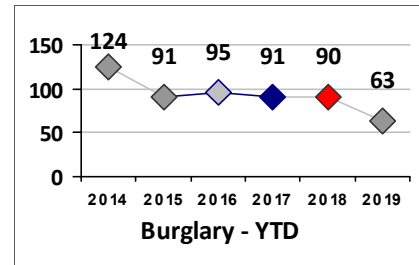
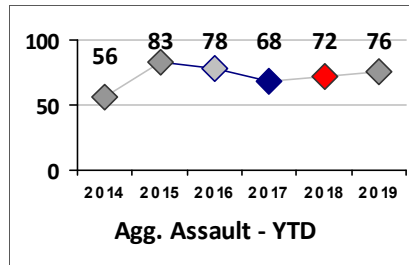
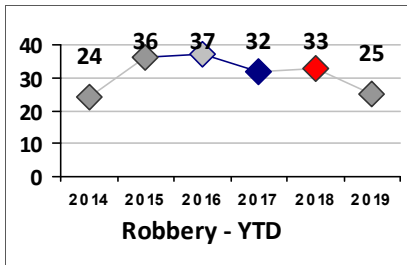
# Part I Crime - Comparison Report

## Providence Police Department

Through 9/15/2019  
Week 37

### District 2

	4 Week Trend 8/19/2019 - 9/15/2019				Past 28 Days 8/19/2019 - 9/15/2019			Year to Date January 1 - September 15				
	Current Week	Last Week	Wk 35	Wk 34	Past 28 Days	Past 28 Days LY	Chg.	Current Year	Last Year	Chg.	Wght. 5yr Avg	Chg.
<b>Violent Crime</b>												
Homicide	0	0	0	0	0	0	--	1	2	-50%	2	-50%
Sex Offenses, Forcible*	0	0	4	0	4	6	-33%	27	40	-33%	29	-7%
Robbery Other	0	0	1	1	2	4	-50%	17	24	-29%	25	-32%
Robbery W Firearm	0	1	0	0	1	2	-50%	8	10	-20%	10	-20%
Agg. Assault	0	0	2	4	6	5	20%	60	52	15%	49	22%
Agg. Assault W Firearm	0	0	2	1	3	0	--	16	22	-27%	27	-41%
<b>Total</b>	<b>0</b>	<b>1</b>	<b>9</b>	<b>6</b>	<b>16</b>	<b>17</b>	<b>-6%</b>	<b>129</b>	<b>150</b>	<b>-14%</b>	<b>141</b>	<b>-9%</b>
<b>Property Crime</b>												
Burglary	1	2	2	4	9	15	-40%	64	93	-31%	98	-35%
MV Theft	2	4	1	1	8	4	100%	55	71	-23%	70	-21%
Larceny from MV	2	3	5	5	15	12	25%	147	136	8%	126	17%
Larceny**	4	3	7	6	20	23	-13%	168	191	-12%	194	-13%
<b>Total</b>	<b>9</b>	<b>12</b>	<b>15</b>	<b>16</b>	<b>52</b>	<b>54</b>	<b>-4%</b>	<b>434</b>	<b>491</b>	<b>-12%</b>	<b>486</b>	<b>-11%</b>
<b>Other Crime</b>												
Assault Other	6	8	6	8	28	31	-10%	244	261	-7%	241	1%
Vandalism	4	3	2	6	15	8	88%	154	168	-8%	194	-21%
Drug Offenses	1	2	3	1	7	10	-30%	88	110	-20%	99	-11%
Weapons Offenses	9	0	1	2	12	2	500%	52	44	18%	54	-4%
Liquor Law Violations	0	0	0	0	0	0	--	0	0	0%	1	--
<b>Total</b>	<b>20</b>	<b>13</b>	<b>12</b>	<b>17</b>	<b>62</b>	<b>51</b>	<b>22%</b>	<b>538</b>	<b>583</b>	<b>-8%</b>	<b>589</b>	<b>-9%</b>



Figures are preliminary and subject to further analysis and revision

\* Sex Offenses, Forcible includes forcible rape, forcible sodomy, forcible fondling, sexual assault with an object

\*\* Larceny includes shoplifting, pickpocket, pursesnatch, from building, bicycles, motor vehicle parts or accessories, and other.



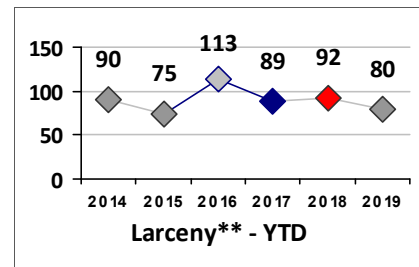
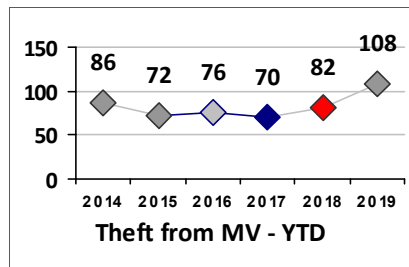
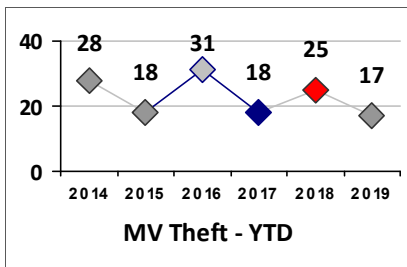
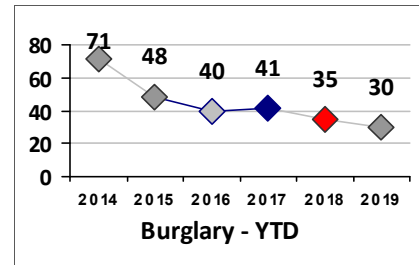
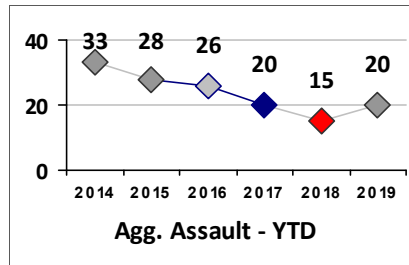
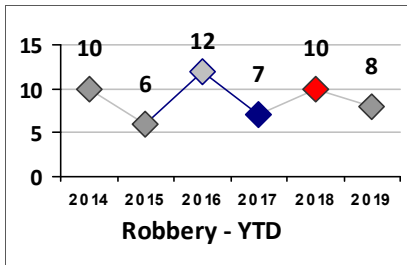
# Part I Crime - Comparison Report

## Providence Police Department

Through 9/15/2019  
Week 37

### District 3

	4 Week Trend 8/19/2019 - 9/15/2019				Past 28 Days 8/19/2019 - 9/15/2019			Year to Date January 1 - September 15				
	Current Week	Last Week	Wk 35	Wk 34	Past 28 Days	Past 28 Days LY	Chg.	Current Year	Last Year	Chg.	Wght. 5yr Avg	Chg.
<b>Violent Crime</b>												
Homicide	0	0	0	1	1	0	--	1	1	0%	1	0%
Sex Offenses, Forcible*	0	0	1	0	1	0	--	7	2	250%	6	17%
Robbery Other	1	0	0	0	1	0	--	2	4	-50%	4	-50%
Robbery W Firearm	0	0	0	0	0	1	--	7	6	17%	5	40%
Agg. Assault	1	0	3	0	4	4	0%	15	7	114%	13	15%
Agg. Assault W Firearm	0	0	0	0	0	0	--	6	9	-33%	9	-33%
<b>Total</b>	<b>2</b>	<b>0</b>	<b>4</b>	<b>1</b>	<b>7</b>	<b>5</b>	<b>40%</b>	<b>38</b>	<b>29</b>	<b>31%</b>	<b>38</b>	<b>0%</b>
<b>Property Crime</b>												
Burglary	0	2	1	0	3	6	-50%	30	35	-14%	44	-32%
MV Theft	0	2	0	4	6	0	--	17	25	-32%	25	-32%
Larceny from MV	4	8	5	4	21	5	320%	112	84	33%	80	40%
Larceny**	1	2	2	2	7	15	-53%	81	95	-15%	98	-17%
<b>Total</b>	<b>5</b>	<b>14</b>	<b>8</b>	<b>10</b>	<b>37</b>	<b>26</b>	<b>42%</b>	<b>240</b>	<b>239</b>	<b>0%</b>	<b>246</b>	<b>-2%</b>
<b>Other Crime</b>												
Assault Other	2	0	2	1	5	13	-62%	72	84	-14%	90	-20%
Vandalism	0	9	0	4	13	15	-13%	58	90	-36%	90	-36%
Drug Offenses	0	1	1	0	2	1	100%	55	43	28%	51	8%
Weapons Offenses	0	1	0	0	1	0	--	20	15	33%	13	54%
Liquor Law Violations	0	0	0	0	0	0	--	0	0	0%	1	--
<b>Total</b>	<b>2</b>	<b>11</b>	<b>3</b>	<b>5</b>	<b>21</b>	<b>29</b>	<b>-28%</b>	<b>205</b>	<b>232</b>	<b>-12%</b>	<b>245</b>	<b>-16%</b>



Figures are preliminary and subject to further analysis and revision

\* Sex Offenses, Forcible includes forcible rape, forcible sodomy, forcible fondling, sexual assault with an object

\*\* Larceny includes shoplifting, pickpocket, pursesnatch, from building, bicycles, motor vehicle parts or accessories, and other.



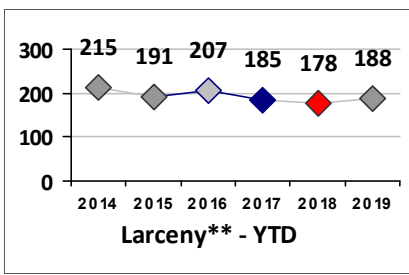
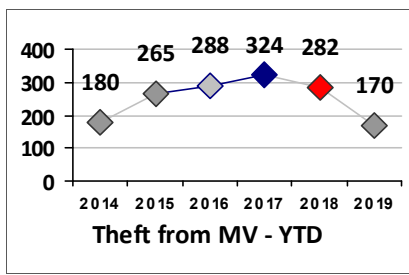
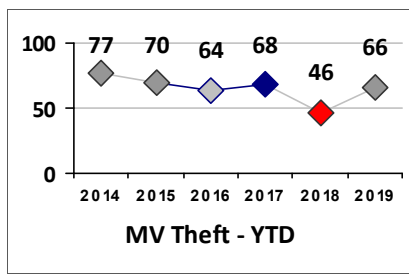
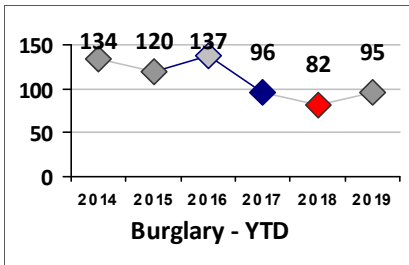
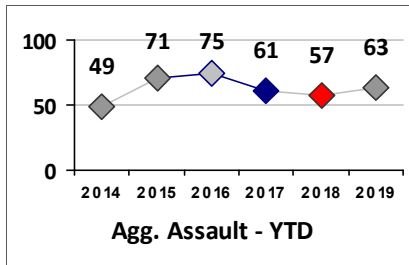
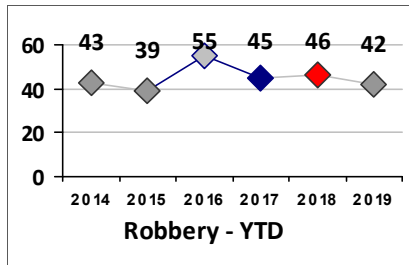
# Part I Crime - Comparison Report

## Providence Police Department

Through 9/15/2019  
Week 37

### District 4

	4 Week Trend 8/19/2019 - 9/15/2019				Past 28 Days 8/19/2019 - 9/15/2019			Year to Date January 1 - September 15				
	Current Week	Last Week	Wk 35	Wk 34	Past 28 Days	Past 28 Days LY	Chg.	Current Year	Last Year	Chg.	Wght. 5yr Avg	Chg.
<b>Violent Crime</b>												
Homicide	0	0	0	0	0	1	--	2	1	100%	1	100%
Sex Offenses, Forcible*	0	0	2	0	2	4	-50%	28	33	-15%	37	-24%
Robbery Other	1	1	3	4	9	3	200%	34	38	-11%	36	-6%
Robbery W Firearm	1	0	1	1	3	0	--	10	10	0%	12	-17%
Agg. Assault	2	2	1	0	5	4	25%	48	46	4%	51	-6%
Agg. Assault W Firearm	0	0	0	1	1	2	-50%	17	13	31%	15	13%
<b>Total</b>	<b>4</b>	<b>3</b>	<b>7</b>	<b>6</b>	<b>20</b>	<b>14</b>	<b>43%</b>	<b>139</b>	<b>141</b>	<b>-1%</b>	<b>152</b>	<b>-9%</b>
<b>Property Crime</b>												
Burglary	2	1	1	2	6	9	-33%	97	85	14%	110	-12%
MV Theft	0	1	3	0	4	4	0%	66	48	38%	64	3%
Larceny from MV	1	1	7	7	16	22	-27%	171	283	-40%	293	-42%
Larceny**	4	7	10	6	27	13	108%	193	181	7%	197	-2%
<b>Total</b>	<b>7</b>	<b>10</b>	<b>21</b>	<b>15</b>	<b>53</b>	<b>48</b>	<b>10%</b>	<b>527</b>	<b>597</b>	<b>-12%</b>	<b>662</b>	<b>-20%</b>
<b>Other Crime</b>												
Assault Other	9	9	10	7	35	31	13%	262	262	0%	263	0%
Vandalism	4	8	5	3	20	22	-9%	209	211	-1%	229	-9%
Drug Offenses	4	4	2	8	18	18	0%	153	158	-3%	133	15%
Weapons Offenses	1	0	0	2	3	3	0%	31	50	-38%	47	-34%
Liquor Law Violations	0	0	0	0	0	0	--	4	5	-20%	3	33%
<b>Total</b>	<b>18</b>	<b>21</b>	<b>17</b>	<b>20</b>	<b>76</b>	<b>74</b>	<b>3%</b>	<b>659</b>	<b>686</b>	<b>-4%</b>	<b>673</b>	<b>-2%</b>



Figures are preliminary and subject to further analysis and revision

\* Sex Offenses, Forcible includes forcible rape, forcible sodomy, forcible fondling, sexual assault with an object

\*\* Larceny includes shoplifting, pickpocket, pursesnatch, from building, bicycles, motor vehicle parts or accessories, and other.



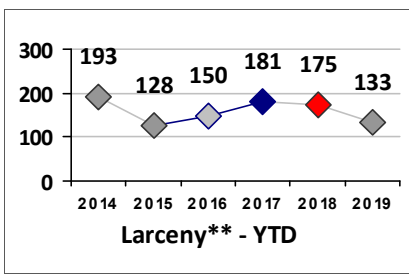
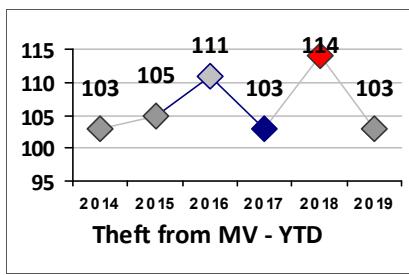
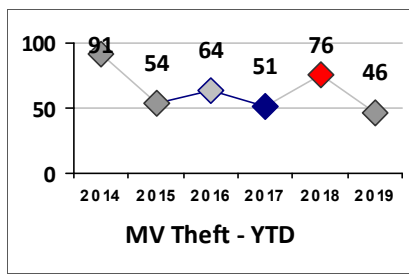
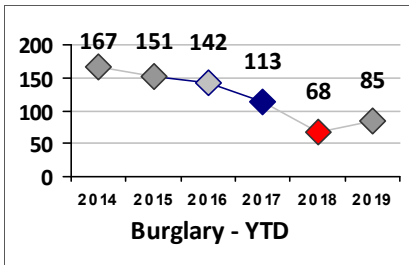
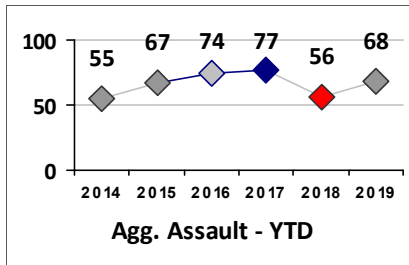
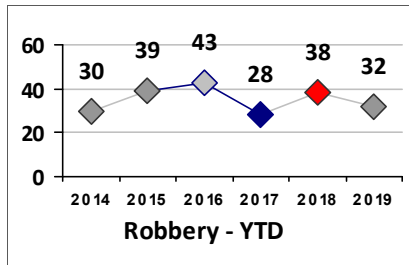
# Part I Crime - Comparison Report

## Providence Police Department

Through 9/15/2019  
Week 37

### District 5

	4 Week Trend 8/19/2019 - 9/15/2019				Past 28 Days 8/19/2019 - 9/15/2019			Year to Date January 1 - September 15				
	Current Week	Last Week	Wk 35	Wk 34	Past 28 Days	Past 28 Days LY	Chg.	Current Year	Last Year	Chg.	Wght. 5yr Avg	Chg.
<b>Violent Crime</b>												
Homicide	0	0	0	0	0	0	--	0	1	-100%	2	--
Sex Offenses, Forcible*	0	2	0	0	2	1	100%	25	22	14%	22	14%
Robbery Other	1	0	0	1	2	2	0%	24	29	-17%	27	-11%
Robbery W Firearm	0	0	0	0	0	0	--	9	10	-10%	10	-10%
Agg. Assault	0	0	1	2	3	5	-40%	56	49	14%	51	10%
Agg. Assault W Firearm	0	0	0	0	0	0	--	12	9	33%	17	-29%
<b>Total</b>	<b>1</b>	<b>2</b>	<b>1</b>	<b>3</b>	<b>7</b>	<b>8</b>	<b>-13%</b>	<b>126</b>	<b>120</b>	<b>5%</b>	<b>129</b>	<b>-2%</b>
<b>Property Crime</b>												
Burglary	3	3	1	0	7	7	0%	88	69	28%	118	-25%
MV Theft	1	0	0	1	2	7	-71%	47	79	-41%	67	-30%
Larceny from MV	2	2	5	0	9	10	-10%	105	116	-9%	113	-7%
Larceny**	4	4	3	3	14	16	-13%	137	178	-23%	173	-21%
<b>Total</b>	<b>10</b>	<b>9</b>	<b>9</b>	<b>4</b>	<b>32</b>	<b>40</b>	<b>-20%</b>	<b>377</b>	<b>442</b>	<b>-15%</b>	<b>470</b>	<b>-20%</b>
<b>Other Crime</b>												
Assault Other	5	7	6	8	26	22	18%	206	264	-22%	251	-18%
Vandalism	4	11	4	9	28	23	22%	183	227	-19%	240	-24%
Drug Offenses	1	8	0	1	10	14	-29%	92	142	-35%	108	-15%
Weapons Offenses	0	0	0	1	1	5	-80%	31	30	3%	35	-11%
Liquor Law Violations	0	0	0	0	0	0	--	0	4	-100%	2	--
<b>Total</b>	<b>10</b>	<b>26</b>	<b>10</b>	<b>19</b>	<b>65</b>	<b>64</b>	<b>2%</b>	<b>512</b>	<b>667</b>	<b>-23%</b>	<b>635</b>	<b>-19%</b>



Figures are preliminary and subject to further analysis and revision

\* Sex Offenses, Forcible includes forcible rape, forcible sodomy, forcible fondling, sexual assault with an object

\*\* Larceny includes shoplifting, pickpocket, pursesnatch, from building, bicycles, motor vehicle parts or accessories, and other.



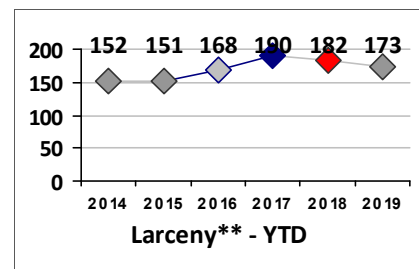
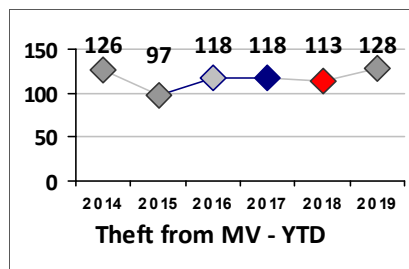
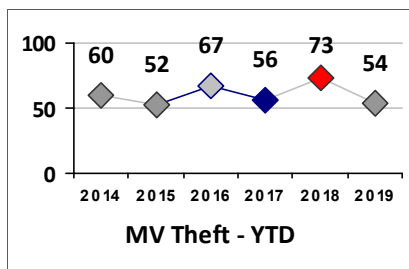
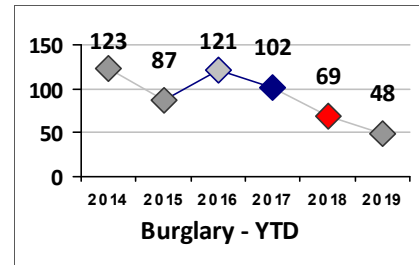
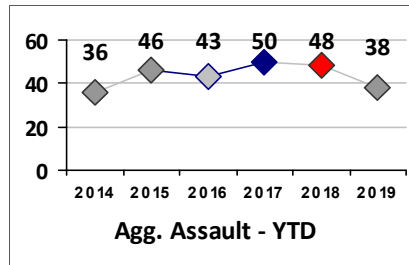
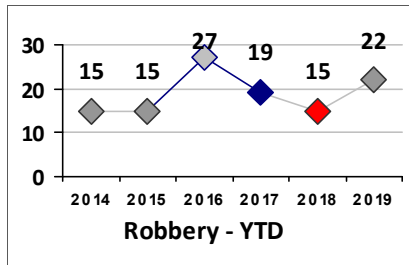
# Part I Crime - Comparison Report

## Providence Police Department

Through 9/15/2019  
Week 37

### District 6

	4 Week Trend 8/19/2019 - 9/15/2019				Past 28 Days 8/19/2019 - 9/15/2019			Year to Date January 1 - September 15				
	Current Week	Last Week	Wk 35	Wk 34	Past 28 Days	Past 28 Days LY	Chg.	Current Year	Last Year	Chg.	Wght. 5yr Avg	Chg.
<b>Violent Crime</b>												
Homicide	0	0	0	0	0	0	--	3	1	200%	1	200%
Sex Offenses, Forcible*	0	0	0	0	0	1	--	7	11	-36%	12	-42%
Robbery Other	0	0	0	0	0	0	--	15	9	67%	13	15%
Robbery W Firearm	0	0	0	0	0	0	--	7	6	17%	6	17%
Agg. Assault	0	0	3	4	7	12	-42%	33	36	-8%	37	-11%
Agg. Assault W Firearm	0	0	0	0	0	0	--	5	13	-62%	11	-55%
<b>Total</b>	<b>0</b>	<b>0</b>	<b>3</b>	<b>4</b>	<b>7</b>	<b>13</b>	<b>-46%</b>	<b>70</b>	<b>76</b>	<b>-8%</b>	<b>79</b>	<b>-11%</b>
<b>Property Crime</b>												
Burglary	1	3	3	2	9	16	-44%	49	71	-31%	99	-51%
MV Theft	0	1	1	5	7	8	-13%	54	75	-28%	67	-19%
Larceny from MV	3	4	5	8	20	18	11%	131	119	10%	119	10%
Larceny**	3	3	6	7	19	24	-21%	176	189	-7%	181	-3%
<b>Total</b>	<b>7</b>	<b>11</b>	<b>15</b>	<b>22</b>	<b>55</b>	<b>66</b>	<b>-17%</b>	<b>410</b>	<b>454</b>	<b>-10%</b>	<b>465</b>	<b>-12%</b>
<b>Other Crime</b>												
Assault Other	7	2	9	2	20	30	-33%	154	182	-15%	167	-8%
Vandalism	0	2	6	5	13	23	-43%	148	154	-4%	170	-13%
Drug Offenses	1	3	2	0	6	1	500%	34	42	-19%	50	-32%
Weapons Offenses	1	2	3	0	6	1	500%	22	12	83%	21	5%
Liquor Law Violations	0	0	0	0	0	0	--	1	1	0%	4	-75%
<b>Total</b>	<b>9</b>	<b>9</b>	<b>20</b>	<b>7</b>	<b>45</b>	<b>55</b>	<b>-18%</b>	<b>359</b>	<b>391</b>	<b>-8%</b>	<b>411</b>	<b>-13%</b>



Figures are preliminary and subject to further analysis and revision

\* Sex Offenses, Forcible includes forcible rape, forcible sodomy, forcible fondling, sexual assault with an object

\*\* Larceny includes shoplifting, pickpocket, pursesnatch, from building, bicycles, motor vehicle parts or accessories, and other.



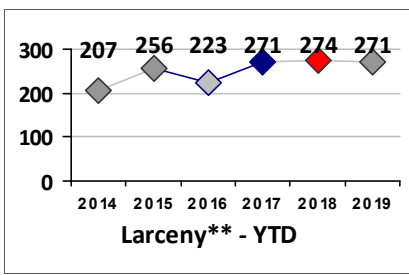
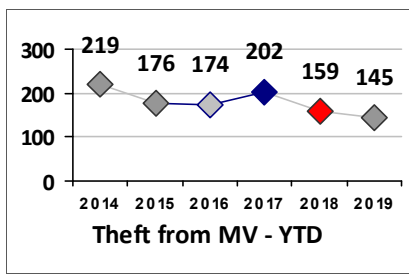
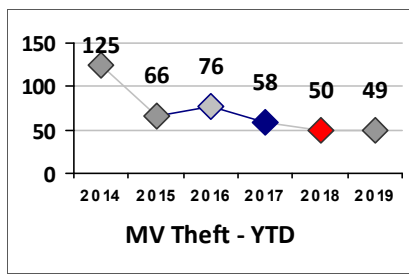
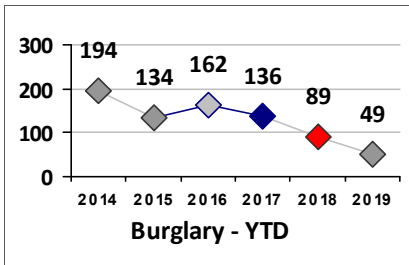
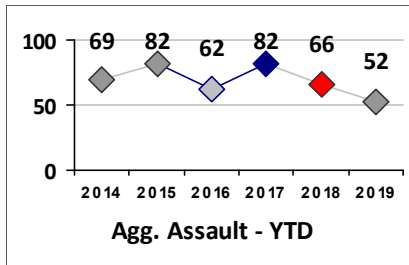
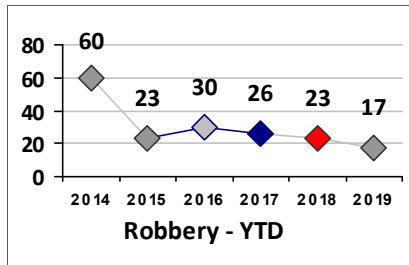
# Part I Crime - Comparison Report

## Providence Police Department

Through 9/15/2019  
Week 37

### District 7

	4 Week Trend 8/19/2019 - 9/15/2019				Past 28 Days 8/19/2019 - 9/15/2019			Year to Date January 1 - September 15				
	Current Week	Last Week	Wk 35	Wk 34	Past 28 Days	Past 28 Days LY	Chg.	Current Year	Last Year	Chg.	Wght. 5yr Avg	Chg.
<b>Violent Crime</b>												
Homicide	0	0	0	1	1	0	--	2	1	100%	1	100%
Sex Offenses, Forcible*	1	0	0	0	1	1	0%	16	26	-38%	21	-24%
Robbery Other	1	0	0	1	2	2	0%	14	17	-18%	18	-22%
Robbery W Firearm	0	0	0	0	0	1	--	5	7	-29%	10	-50%
Agg. Assault	3	1	0	4	8	4	100%	46	49	-6%	51	-10%
Agg. Assault W Firearm	0	0	0	0	0	0	--	9	17	-47%	22	-59%
<b>Total</b>	<b>5</b>	<b>1</b>	<b>0</b>	<b>6</b>	<b>12</b>	<b>8</b>	<b>50%</b>	<b>92</b>	<b>117</b>	<b>-21%</b>	<b>123</b>	<b>-25%</b>
<b>Property Crime</b>												
Burglary	2	6	1	2	11	16	-31%	51	95	-46%	135	-62%
MV Theft	1	2	2	5	10	3	233%	50	50	0%	67	-25%
Larceny from MV	7	4	8	5	24	4	500%	152	162	-6%	188	-19%
Larceny**	10	6	10	8	34	23	48%	281	279	1%	265	6%
<b>Total</b>	<b>20</b>	<b>18</b>	<b>21</b>	<b>20</b>	<b>79</b>	<b>46</b>	<b>72%</b>	<b>534</b>	<b>586</b>	<b>-9%</b>	<b>655</b>	<b>-18%</b>
<b>Other Crime</b>												
Assault Other	10	6	5	11	32	29	10%	237	270	-12%	275	-14%
Vandalism	5	10	11	7	33	25	32%	231	277	-17%	282	-18%
Drug Offenses	0	3	3	2	8	2	300%	86	123	-30%	101	-15%
Weapons Offenses	1	0	0	0	1	2	-50%	53	58	-9%	48	10%
Liquor Law Violations	0	1	7	0	8	17	-53%	19	64	-70%	46	-59%
<b>Total</b>	<b>16</b>	<b>20</b>	<b>26</b>	<b>20</b>	<b>82</b>	<b>75</b>	<b>9%</b>	<b>626</b>	<b>792</b>	<b>-21%</b>	<b>751</b>	<b>-17%</b>



Figures are preliminary and subject to further analysis and revision

\* Sex Offenses, Forcible includes forcible rape, forcible sodomy, forcible fondling, sexual assault with an object

\*\* Larceny includes shoplifting, pickpocket, pursesnatch, from building, bicycles, motor vehicle parts or accessories, and other.





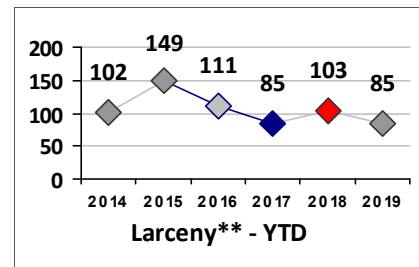
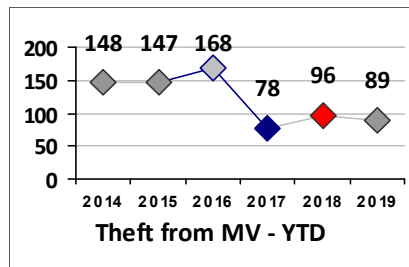
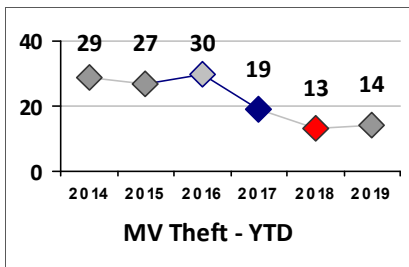
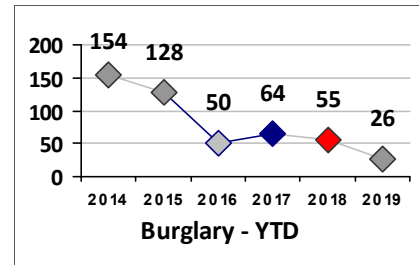
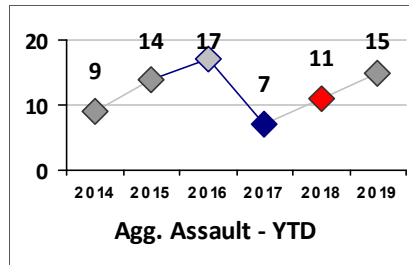
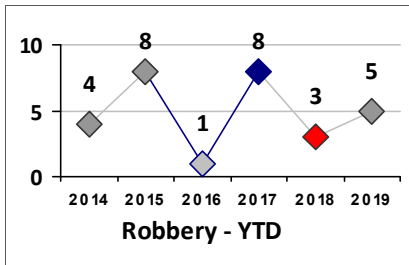
# Part I Crime - Comparison Report

## Providence Police Department

Through 9/15/2019  
Week 37

### District 8

	4 Week Trend 8/19/2019 - 9/15/2019				Past 28 Days 8/19/2019 - 9/15/2019			Year to Date January 1 - September 15				
	Current Week	Last Week	Wk 35	Wk 34	Past 28 Days	Past 28 Days LY	Chg.	Current Year	Last Year	Chg.	Wght. 5yr Avg	Chg.
<b>Violent Crime</b>												
Homicide	0	0	0	0	0	0	--	1	0	100%	0	--
Sex Offenses, Forcible*	0	0	0	0	0	1	--	10	11	-9%	7	43%
Robbery Other	0	0	0	0	0	1	--	5	3	67%	3	67%
Robbery W Firearm	0	0	0	0	0	0	--	0	1	-100%	2	--
Agg. Assault	2	0	0	0	2	2	0%	14	10	40%	8	75%
Agg. Assault W Firearm	0	0	0	0	0	0	--	3	1	200%	4	-25%
<b>Total</b>	<b>2</b>	<b>0</b>	<b>0</b>	<b>0</b>	<b>2</b>	<b>4</b>	<b>-50%</b>	<b>33</b>	<b>26</b>	<b>27%</b>	<b>23</b>	<b>43%</b>
<b>Property Crime</b>												
Burglary	1	2	1	1	5	5	0%	27	57	-53%	77	-65%
MV Theft	1	1	2	3	7	0	--	15	13	15%	21	-29%
Larceny from MV	0	1	5	4	10	10	0%	89	101	-12%	121	-26%
Larceny**	3	2	1	4	10	19	-47%	88	109	-19%	110	-20%
<b>Total</b>	<b>5</b>	<b>6</b>	<b>9</b>	<b>12</b>	<b>32</b>	<b>34</b>	<b>-6%</b>	<b>219</b>	<b>280</b>	<b>-22%</b>	<b>328</b>	<b>-33%</b>
<b>Other Crime</b>												
Assault Other	2	0	0	2	4	6	-33%	60	61	-2%	58	3%
Vandalism	1	0	1	3	5	6	-17%	65	78	-17%	98	-34%
Drug Offenses	0	0	0	0	0	6	--	2	13	-85%	14	-86%
Weapons Offenses	0	0	0	0	0	0	--	2	8	-75%	6	-67%
Liquor Law Violations	0	0	0	0	0	1	--	0	2	-100%	1	--
<b>Total</b>	<b>3</b>	<b>0</b>	<b>1</b>	<b>5</b>	<b>9</b>	<b>19</b>	<b>-53%</b>	<b>129</b>	<b>162</b>	<b>-20%</b>	<b>178</b>	<b>-28%</b>



Figures are preliminary and subject to further analysis and revision

\* Sex Offenses, Forcible includes forcible rape, forcible sodomy, forcible fondling, sexual assault with an object

\*\* Larceny includes shoplifting, pickpocket, pursesnatch, from building, bicycles, motor vehicle parts or accessories, and other.



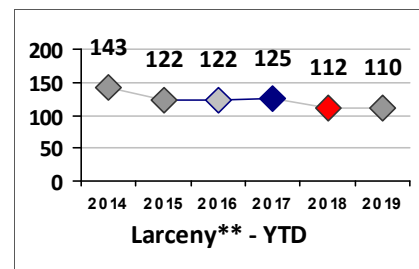
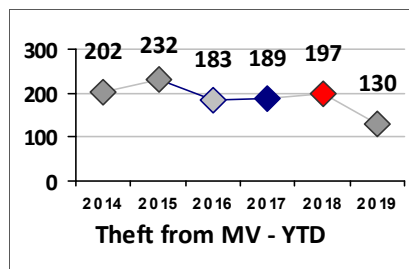
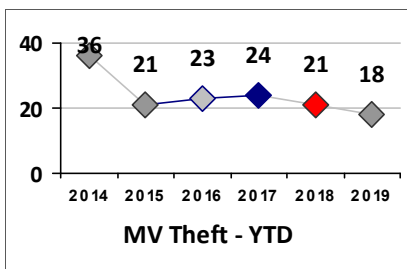
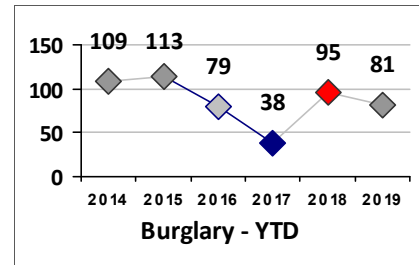
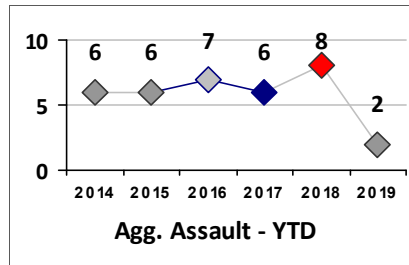
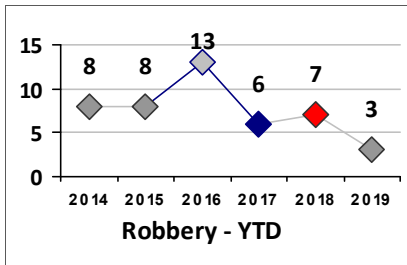
# Part I Crime - Comparison Report

## Providence Police Department

Through 9/15/2019  
Week 37

### District 9

	4 Week Trend 8/19/2019 - 9/15/2019				Past 28 Days 8/19/2019 - 9/15/2019			Year to Date January 1 - September 15				
	Current Week	Last Week	Wk 35	Wk 34	Past 28 Days	Past 28 Days LY	Chg.	Current Year	Last Year	Chg.	Wght. 5yr Avg	Chg.
<b>Violent Crime</b>												
Homicide	0	0	0	0	0	0	--	0	0	0%	0	--
Sex Offenses, Forcible*	0	0	0	0	0	0	--	4	5	-20%	5	-20%
Robbery Other	0	1	0	1	2	1	100%	3	5	-40%	5	-40%
Robbery W Firearm	0	0	0	0	0	0	--	0	2	-100%	4	--
Agg. Assault	0	0	0	0	0	0	--	2	7	-71%	5	-60%
Agg. Assault W Firearm	0	0	0	0	0	0	--	0	1	-100%	2	--
<b>Total</b>	<b>0</b>	<b>1</b>	<b>0</b>	<b>1</b>	<b>2</b>	<b>1</b>	<b>100%</b>	<b>9</b>	<b>20</b>	<b>-55%</b>	<b>21</b>	<b>-57%</b>
<b>Property Crime</b>												
Burglary	3	0	6	3	12	13	-8%	84	99	-15%	85	-1%
MV Theft	0	0	1	1	2	1	100%	18	21	-14%	23	-22%
Larceny from MV	1	5	5	2	13	21	-38%	131	203	-35%	203	-35%
Larceny**	2	3	3	7	15	12	25%	112	117	-4%	125	-10%
<b>Total</b>	<b>6</b>	<b>8</b>	<b>15</b>	<b>13</b>	<b>42</b>	<b>47</b>	<b>-11%</b>	<b>345</b>	<b>440</b>	<b>-22%</b>	<b>436</b>	<b>-21%</b>
<b>Other Crime</b>												
Assault Other	3	4	0	0	7	3	133%	39	40	-3%	40	-3%
Vandalism	0	1	2	2	5	9	-44%	66	80	-18%	83	-20%
Drug Offenses	1	0	0	0	1	2	-50%	9	11	-18%	12	-25%
Weapons Offenses	0	0	0	0	0	0	--	1	5	-80%	4	-75%
Liquor Law Violations	0	0	0	0	0	0	--	0	1	-100%	3	--
<b>Total</b>	<b>4</b>	<b>5</b>	<b>2</b>	<b>2</b>	<b>13</b>	<b>14</b>	<b>-7%</b>	<b>115</b>	<b>137</b>	<b>-16%</b>	<b>142</b>	<b>-19%</b>



Figures are preliminary and subject to further analysis and revision

\* Sex Offenses, Forcible includes forcible rape, forcible sodomy, forcible fondling, sexual assault with an object

\*\* Larceny includes shoplifting, pickpocket, pursesnatch, from building, bicycles, motor vehicle parts or accessories, and other.