



Part I Crime - Comparison Report

Providence Police Department

Through 10/20/2019
Week 42

Citywide

4 Week Trend
9/23/2019 - 10/20/2019

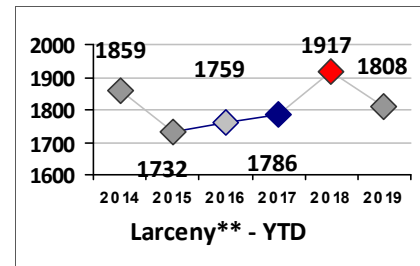
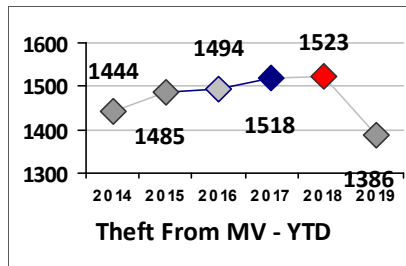
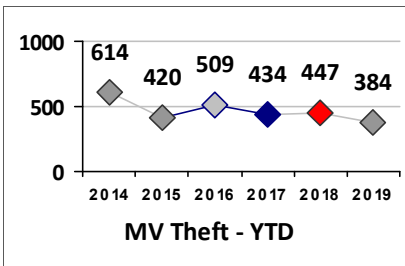
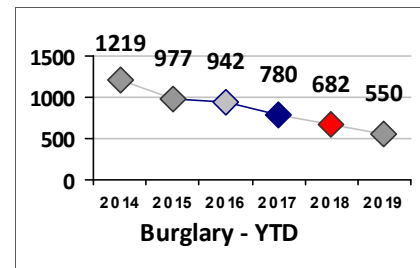
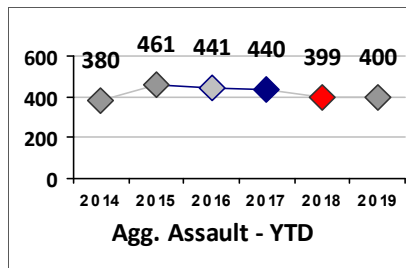
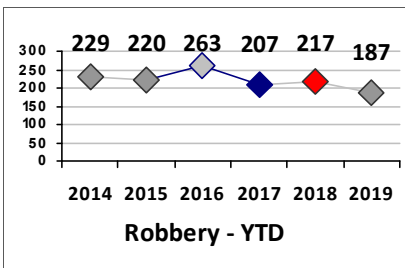
Past 28 Days
9/23/2019 - 10/20/2019

Year to Date
January 1 - October 20

Violent Crime	Current Week	Last Week	Wk 40	Wk 39	Past 28 Days	Past 28 Days LY	Chg.	Current Year	Last Year	Chg.	Wght. 5yr Avg	Chg.
	Homicide	0	0	2	1	3	0	300%	13 ⁽¹⁾	9	44%	9
Sex Offenses, Forcible*	4	4	4	2	14	19	-26%	166	205	-19%	180	-8%
Robbery W Firearm	1	1	1	1	4	10	-60%	51	71	-28%	71	-28%
Robbery Other	3	6	2	5	16	16	0%	149	160	-7%	173	-14%
Agg. Assault W Firearm	4	2	3	2	11	10	10%	80	103	-22%	126	-37%
Agg. Assault	11	8	11	13	43	21	105%	359	319	13%	335	7%
Total	23	21	23	24	91	76	20%	818	867	-6%	894	-9%

Property Crime	Current Week	Last Week	Wk 40	Wk 39	Past 28 Days	Past 28 Days LY	Chg.	Current Year	Last Year	Chg.	Wght. 5yr Avg	Chg.
	Burglary	14	16	21	13	64	103	-38%	603	761	-21%	918
MV Theft	13	9	12	9	43	41	5%	418	478	-13%	502	-17%
Larceny from MV	45	65	61	66	237	175	35%	1580	1666	-5%	1644	-4%
Larceny**	50	56	56	59	221	200	11%	1979	2070	-4%	1978	0%
Total	122	146	150	147	565	519	9%	4580	4975	-8%	5042	-9%

Other Crime	Current Week	Last Week	Wk 40	Wk 39	Past 28 Days	Past 28 Days LY	Chg.	Current Year	Last Year	Chg.	Wght. 5yr Avg	Chg.
	Assault Other	51	43	49	60	203	149	36%	1687	1815	-7%	1762
Vandalism	63	67	37	51	218	173	26%	1596	1701	-6%	1773	-10%
Weapons Offenses	13	3	5	7	28	15	87%	262	256	2%	288	-9%
Drug Offenses	13	19	26	22	80	38	111%	654	756	-13%	721	-9%
Liquor Law Violations	2	0	0	0	2	12	-83%	28	104	-73%	89	-69%
Total	142	132	117	140	531	387	37%	4227	4632	-9%	4633	-9%



Figures are preliminary and subject to further analysis and revision

* Sex Offenses, Forcible includes forcible rape, forcible sodomy, forcible fondling, sexual assault with an object

** Larceny includes shoplifting, pickpocket, pursesnatch, from building, bicycles, motor vehicle parts or accessories, and other.

(1) - Grand Jury returned "no true bill" in one 2019 homicide



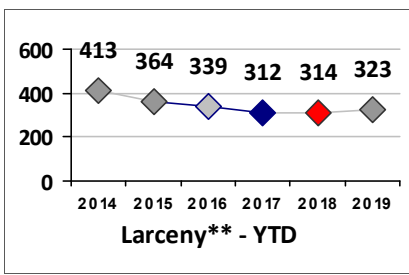
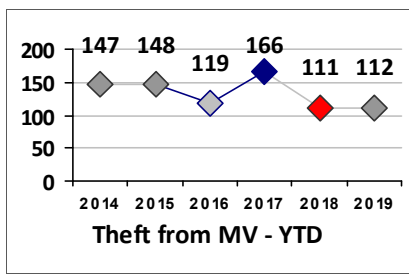
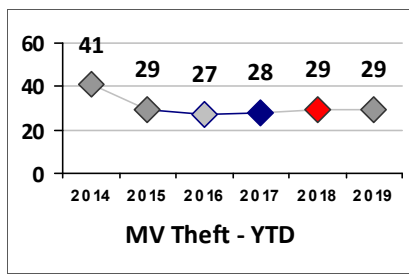
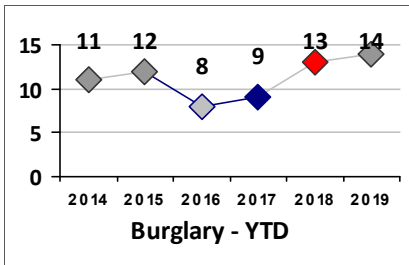
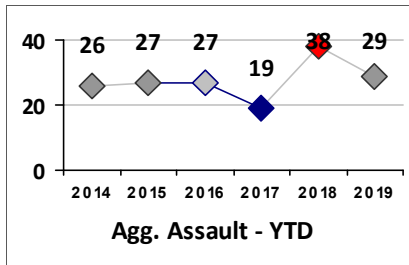
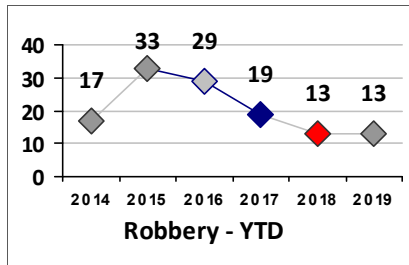
Part I Crime - Comparison Report

Providence Police Department

Through 10/20/2019
Week 42

District 1

	4 Week Trend 9/23/2019 - 10/20/2019				Past 28 Days 9/23/2019 - 10/20/2019			Year to Date January 1 - October 20				
	Current Week	Last Week	Wk 40	Wk 39	Past 28 Days	Past 28 Days LY	Chg.	Current Year	Last Year	Chg.	Wght. 5yr Avg	Chg.
Violent Crime												
Homicide	0	0	0	0	0	0	--	0	1	-100%	1	--
Sex Offenses, Forcible*	0	0	1	0	1	3	-67%	19	20	-5%	14	36%
Robbery Other	0	1	0	0	1	2	-50%	14	15	-7%	22	-36%
Robbery W Firearm	0	0	0	0	0	0	--	0	0	0%	1	--
Agg. Assault	3	1	2	0	6	1	500%	35	32	9%	26	35%
Agg. Assault W Firearm	0	0	0	0	0	3	--	0	8	-100%	5	--
Total	3	2	3	0	8	9	-11%	68	76	-11%	68	0%
Property Crime												
Burglary	1	0	0	0	1	0	--	15	13	15%	12	25%
MV Theft	1	0	0	0	1	1	0%	30	30	0%	32	-6%
Larceny from MV	3	2	3	1	9	12	-25%	120	122	-2%	145	-17%
Larceny**	11	10	9	10	40	27	48%	353	332	6%	354	0%
Total	16	12	12	11	51	40	28%	518	497	4%	542	-4%
Other Crime												
Assault Other	3	2	6	6	17	13	31%	154	168	-8%	163	-6%
Vandalism	3	3	3	1	10	9	11%	88	110	-20%	123	-28%
Drug Offenses	4	0	2	2	8	1	700%	39	47	-17%	66	-41%
Weapons Offenses	2	1	0	1	4	1	300%	20	15	33%	24	-17%
Liquor Law Violations	0	0	0	0	0	0	--	1	9	-89%	15	-93%
Total	12	6	11	10	39	24	63%	302	349	-13%	390	-23%



Figures are preliminary and subject to further analysis and revision

* Sex Offenses, Forcible includes forcible rape, forcible sodomy, forcible fondling, sexual assault with an object

** Larceny includes shoplifting, pickpocket, pursesnatch, from building, bicycles, motor vehicle parts or accessories, and other.



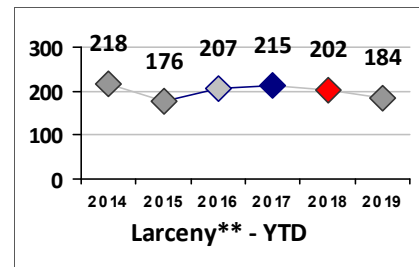
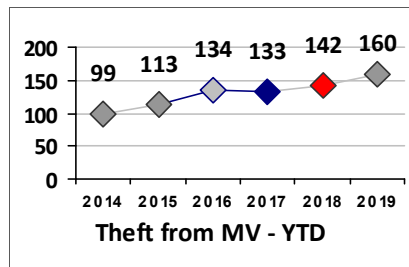
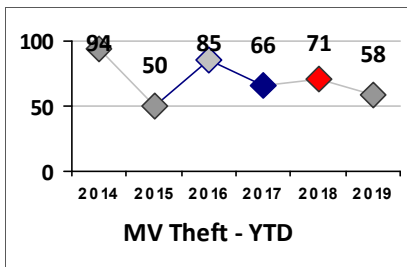
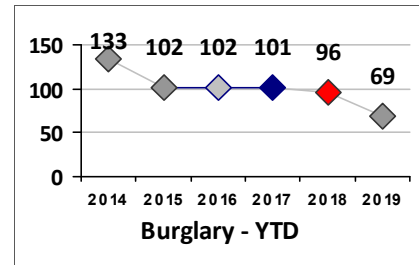
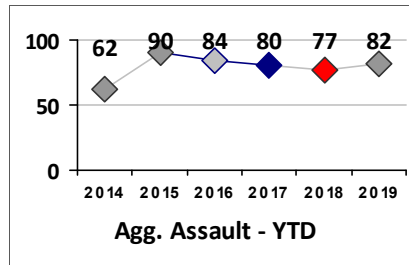
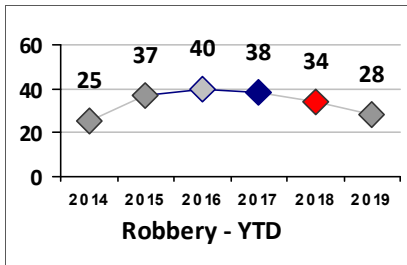
Part I Crime - Comparison Report

Providence Police Department

Through 10/20/2019
Week 42

District 2

	4 Week Trend 9/23/2019 - 10/20/2019				Past 28 Days 9/23/2019 - 10/20/2019			Year to Date January 1 - October 20				
	Current Week	Last Week	Wk 40	Wk 39	Past 28 Days	Past 28 Days LY	Chg.	Current Year	Last Year	Chg.	Wght. 5yr Avg	Chg.
Violent Crime												
Homicide	0	0	0	1	1	0	--	2	3	-33%	2	0%
Sex Offenses, Forcible*	0	0	0	0	0	7	--	30	49	-39%	35	-14%
Robbery Other	0	0	1	1	2	3	-33%	20	27	-26%	28	-29%
Robbery W Firearm	0	0	0	1	1	0	--	9	10	-10%	11	-18%
Agg. Assault	2	3	3	3	11	3	267%	74	56	32%	57	30%
Agg. Assault W Firearm	2	1	0	1	4	2	100%	20	26	-23%	30	-33%
Total	4	4	4	7	19	15	27%	155	171	-9%	163	-5%
Property Crime												
Burglary	2	0	0	2	4	7	-43%	71	100	-29%	111	-36%
MV Theft	0	2	3	1	6	8	-25%	63	79	-20%	77	-18%
Larceny from MV	8	2	1	8	19	18	6%	171	157	9%	143	20%
Larceny**	6	2	4	11	23	24	-4%	196	224	-13%	222	-12%
Total	16	6	8	22	52	57	-9%	501	560	-11%	553	-9%
Other Crime												
Assault Other	12	10	10	12	44	26	69%	293	303	-3%	276	6%
Vandalism	10	4	3	5	22	26	-15%	181	201	-10%	227	-20%
Drug Offenses	0	5	3	2	10	8	25%	101	118	-14%	115	-12%
Weapons Offenses	1	0	1	0	2	1	100%	54	46	17%	63	-14%
Liquor Law Violations	0	0	0	0	0	0	--	0	1	-100%	1	--
Total	23	19	17	19	78	61	28%	629	669	-6%	682	-8%



Figures are preliminary and subject to further analysis and revision

* Sex Offenses, Forcible includes forcible rape, forcible sodomy, forcible fondling, sexual assault with an object

** Larceny includes shoplifting, pickpocket, pursesnatch, from building, bicycles, motor vehicle parts or accessories, and other.



Part I Crime - Comparison Report

Providence Police Department

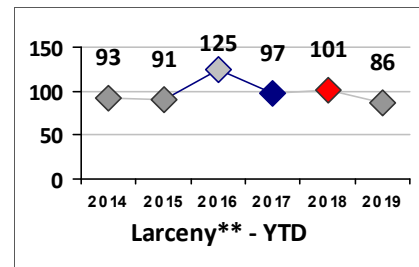
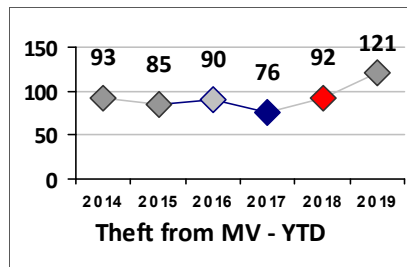
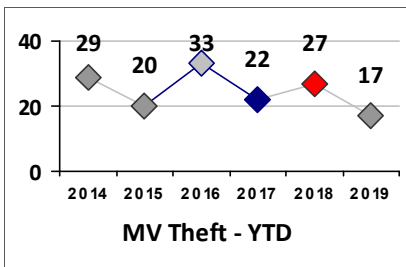
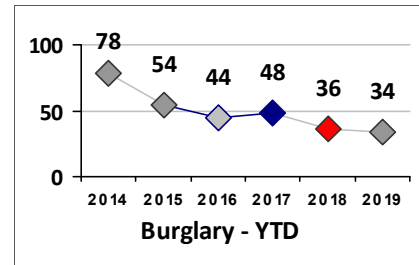
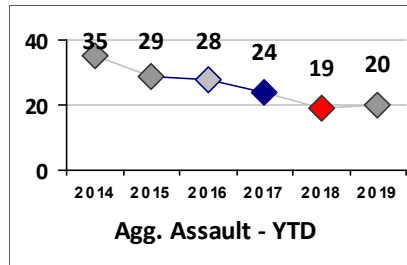
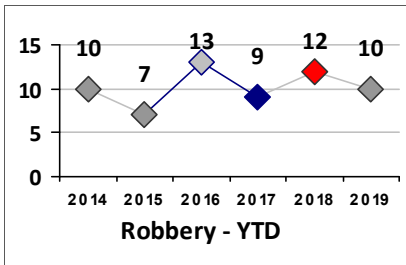
Through 10/20/2019
Week 42

District 3											
4 Week Trend 9/23/2019 - 10/20/2019				Past 28 Days 9/23/2019 - 10/20/2019				Year to Date January 1 - October 20			

Violent Crime	Current Week	Last Week	Wk 40	Wk 39	Past 28 Days	Past 28 Days LY	Chg.	Current Year	Last Year	Chg.	Wght. 5yr Avg	Chg.
Homicide	0	0	1	0	1	0	--	2	1	100%	1	100%
Sex Offenses, Forcible*	0	0	0	1	1	0	--	9	7	29%	8	13%
Robbery Other	0	0	0	0	0	1	--	3	5	-40%	6	-50%
Robbery W Firearm	0	0	0	0	0	0	--	7	8	-13%	6	17%
Agg. Assault	0	0	1	0	1	2	-50%	15	11	36%	17	-12%
Agg. Assault W Firearm	1	0	0	0	1	0	--	7	9	-22%	10	-30%
Total	1	0	2	1	4	3	33%	43	41	5%	46	-7%

Property Crime	Current Week	Last Week	Wk 40	Wk 39	Past 28 Days	Past 28 Days LY	Chg.	Current Year	Last Year	Chg.	Wght. 5yr Avg	Chg.
Burglary	0	2	0	2	4	3	33%	37	38	-3%	50	-26%
MV Theft	2	1	1	0	4	4	0%	21	29	-28%	28	-25%
Larceny from MV	1	3	8	5	17	16	6%	134	103	30%	101	33%
Larceny**	2	3	1	4	10	10	0%	93	109	-15%	110	-15%
Total	5	9	10	11	35	33	6%	285	279	2%	290	-2%

Other Crime	Current Week	Last Week	Wk 40	Wk 39	Past 28 Days	Past 28 Days LY	Chg.	Current Year	Last Year	Chg.	Wght. 5yr Avg	Chg.
Assault Other	0	2	2	4	8	13	-38%	84	100	-16%	106	-21%
Vandalism	3	3	2	1	9	11	-18%	70	104	-33%	108	-35%
Drug Offenses	2	0	2	1	5	1	400%	60	44	36%	55	9%
Weapons Offenses	1	0	0	1	2	1	100%	22	16	38%	15	47%
Liquor Law Violations	0	0	0	0	0	0	--	0	1	-100%	3	--
Total	6	5	6	7	24	26	-8%	236	265	-11%	285	-17%



Figures are preliminary and subject to further analysis and revision

* Sex Offenses, Forcible includes forcible rape, forcible sodomy, forcible fondling, sexual assault with an object

** Larceny includes shoplifting, pickpocket, pursesnatch, from building, bicycles, motor vehicle parts or accessories, and other.



Part I Crime - Comparison Report

Providence Police Department

Through 10/20/2019
Week 42

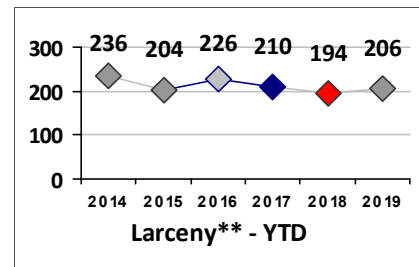
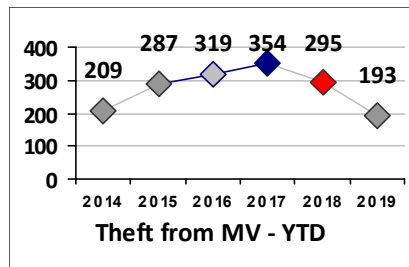
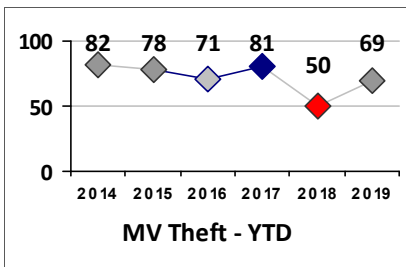
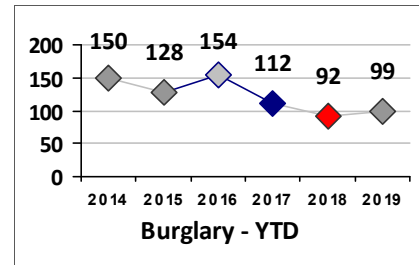
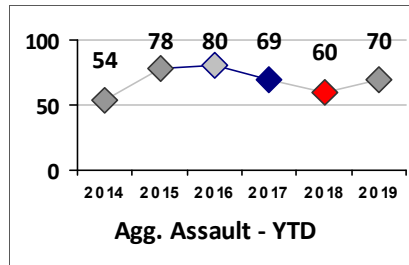
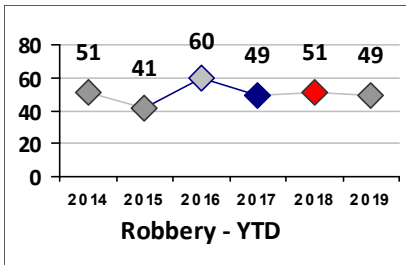
District 4

4 Week Trend 9/23/2019 - 10/20/2019	Past 28 Days 9/23/2019 - 10/20/2019	Year to Date January 1 - October 20
--	--	--

Violent Crime	Current Week	Last Week	Wk 40	Wk 39	Past 28 Days	Past 28 Days LY	Chg.	Current Year	Last Year	Chg.	Wght. 5yr Avg	Chg.
Homicide	0	0	1	0	1	0	--	3	1	200%	1	200%
Sex Offenses, Forcible*	1	3	2	0	6	1	500%	35	36	-3%	42	-17%
Robbery Other	2	2	0	3	7	3	133%	43	41	5%	41	5%
Robbery W Firearm	0	0	0	0	0	0	--	10	11	-9%	14	-29%
Agg. Assault	3	1	1	3	8	5	60%	58	52	12%	60	-3%
Agg. Assault W Firearm	0	0	0	0	0	1	--	17	14	21%	16	6%
Total	6	6	4	6	22	10	120%	166	155	7%	173	-4%

Property Crime	Current Week	Last Week	Wk 40	Wk 39	Past 28 Days	Past 28 Days LY	Chg.	Current Year	Last Year	Chg.	Wght. 5yr Avg	Chg.
Burglary	4	2	5	1	12	15	-20%	110	103	7%	132	-17%
MV Theft	3	1	3	1	8	6	33%	76	55	38%	75	1%
Larceny from MV	9	6	11	17	43	37	16%	220	327	-33%	336	-35%
Larceny**	6	8	5	5	24	24	0%	225	209	8%	227	-1%
Total	22	17	24	24	87	82	6%	631	694	-9%	771	-18%

Other Crime	Current Week	Last Week	Wk 40	Wk 39	Past 28 Days	Past 28 Days LY	Chg.	Current Year	Last Year	Chg.	Wght. 5yr Avg	Chg.
Assault Other	8	6	5	5	24	24	0%	295	293	1%	299	-1%
Vandalism	10	8	2	9	29	29	0%	244	242	1%	266	-8%
Drug Offenses	4	3	14	4	25	9	178%	182	169	8%	150	21%
Weapons Offenses	2	1	2	1	6	4	50%	39	56	-30%	54	-28%
Liquor Law Violations	0	0	0	0	0	0	--	4	5	-20%	3	33%
Total	24	18	23	19	84	66	27%	764	765	0%	771	-1%



Figures are preliminary and subject to further analysis and revision

* Sex Offenses, Forcible includes forcible rape, forcible sodomy, forcible fondling, sexual assault with an object

** Larceny includes shoplifting, pickpocket, pursesnatch, from building, bicycles, motor vehicle parts or accessories, and other.



Part I Crime - Comparison Report

Providence Police Department

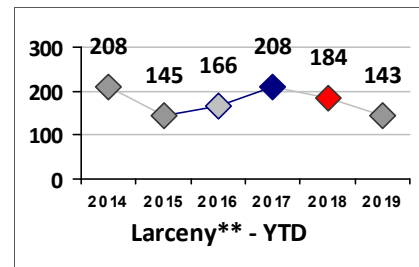
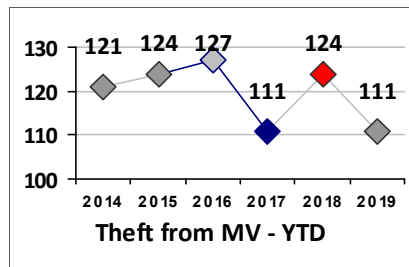
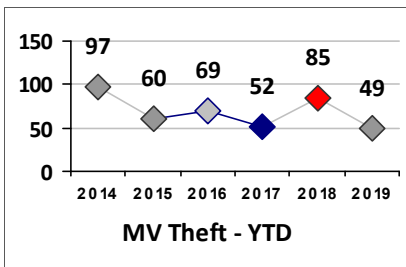
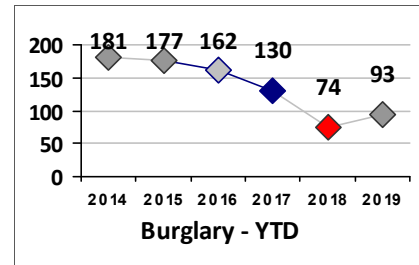
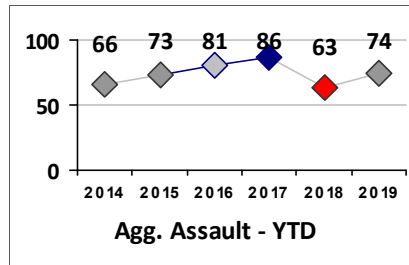
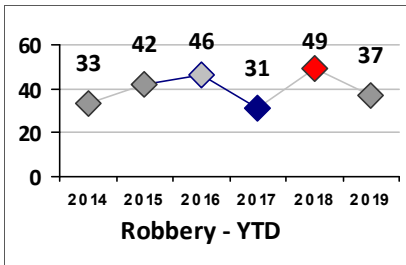
Through 10/20/2019
Week 42

District 5											
4 Week Trend 9/23/2019 - 10/20/2019				Past 28 Days 9/23/2019 - 10/20/2019				Year to Date January 1 - October 20			

Violent Crime	Current Week	Last Week	Wk 40	Wk 39	Past 28 Days	Past 28 Days LY	Chg.	Current Year	Last Year	Chg.	Wght. 5yr Avg	Chg.
Homicide	0	0	0	0	0	0	--	0	1	-100%	2	--
Sex Offenses, Forcible*	2	0	1	1	4	3	33%	30	25	20%	25	20%
Robbery Other	0	2	1	1	4	4	0%	29	34	-15%	32	-9%
Robbery W Firearm	1	1	1	0	3	4	-25%	13	17	-24%	13	0%
Agg. Assault	0	0	2	3	5	3	67%	64	54	19%	58	10%
Agg. Assault W Firearm	1	0	1	0	2	3	-33%	14	12	17%	22	-36%
Total	4	3	6	5	18	17	6%	150	143	5%	152	-1%

Property Crime	Current Week	Last Week	Wk 40	Wk 39	Past 28 Days	Past 28 Days LY	Chg.	Current Year	Last Year	Chg.	Wght. 5yr Avg	Chg.
Burglary	1	0	2	3	6	8	-25%	96	80	20%	138	-30%
MV Theft	0	1	0	1	2	8	-75%	50	90	-44%	78	-36%
Larceny from MV	4	4	4	4	16	20	-20%	123	142	-13%	137	-10%
Larceny**	4	6	3	1	14	13	8%	156	195	-20%	197	-21%
Total	9	11	9	9	38	49	-22%	425	507	-16%	550	-23%

Other Crime	Current Week	Last Week	Wk 40	Wk 39	Past 28 Days	Past 28 Days LY	Chg.	Current Year	Last Year	Chg.	Wght. 5yr Avg	Chg.
Assault Other	10	11	6	11	38	19	100%	256	292	-12%	281	-9%
Vandalism	8	6	5	6	25	24	4%	218	260	-16%	277	-21%
Drug Offenses	1	2	2	10	15	6	150%	111	150	-26%	119	-7%
Weapons Offenses	1	0	0	2	3	4	-25%	35	34	3%	40	-13%
Liquor Law Violations	0	0	0	0	0	0	--	0	4	-100%	2	--
Total	20	19	13	29	81	53	53%	620	740	-16%	719	-14%



Figures are preliminary and subject to further analysis and revision

* Sex Offenses, Forcible includes forcible rape, forcible sodomy, forcible fondling, sexual assault with an object

** Larceny includes shoplifting, pickpocket, pursesnatch, from building, bicycles, motor vehicle parts or accessories, and other.



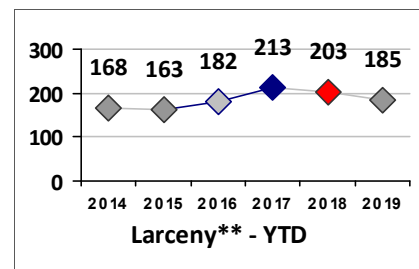
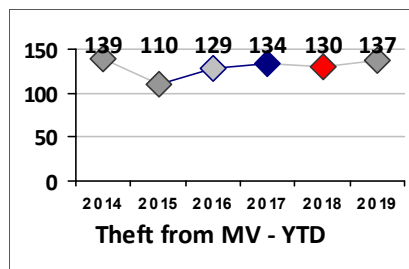
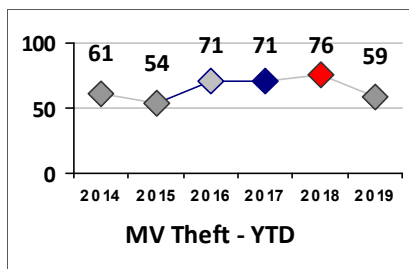
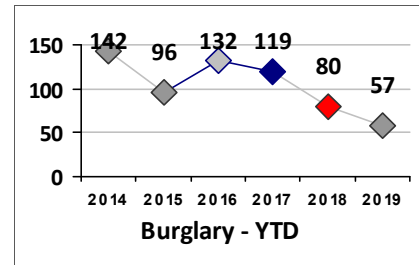
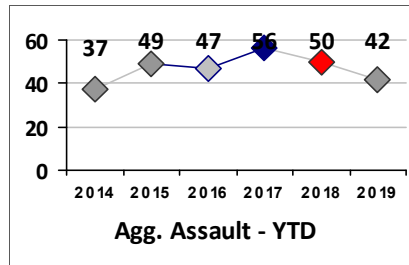
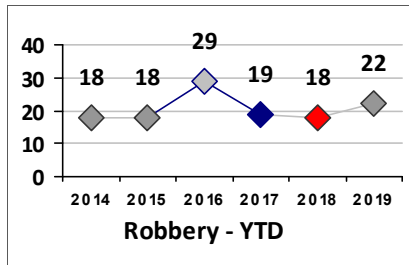
Part I Crime - Comparison Report

Providence Police Department

Through 10/20/2019
Week 42

District 6

	4 Week Trend 9/23/2019 - 10/20/2019				Past 28 Days 9/23/2019 - 10/20/2019			Year to Date January 1 - October 20				
	Current Week	Last Week	Wk 40	Wk 39	Past 28 Days	Past 28 Days LY	Chg.	Current Year	Last Year	Chg.	Wght. 5yr Avg	Chg.
Violent Crime												
Homicide	0	0	0	0	0	0	--	3	1	200%	1	200%
Sex Offenses, Forcible*	0	0	0	0	0	3	--	8	15	-47%	14	-43%
Robbery Other	0	0	0	0	0	3	--	15	12	25%	15	0%
Robbery W Firearm	0	0	0	0	0	4	--	7	10	-30%	8	-13%
Agg. Assault	0	1	1	2	4	2	100%	38	38	0%	42	-10%
Agg. Assault W Firearm	0	0	1	1	2	0	--	7	13	-46%	11	-36%
Total	0	1	2	3	6	12	-50%	78	89	-12%	91	-14%
Property Crime												
Burglary	2	1	6	3	12	26	-54%	66	100	-34%	118	-44%
MV Theft	2	2	1	2	7	2	250%	64	77	-17%	73	-12%
Larceny from MV	3	4	4	2	13	16	-19%	148	141	5%	141	5%
Larceny**	5	7	2	5	19	22	-14%	199	220	-10%	211	-6%
Total	12	14	13	12	51	66	-23%	477	538	-11%	542	-12%
Other Crime												
Assault Other	8	4	5	6	23	14	64%	181	199	-9%	187	-3%
Vandalism	8	7	9	3	27	18	50%	183	176	4%	192	-5%
Drug Offenses	1	0	2	0	3	5	-40%	37	49	-24%	59	-37%
Weapons Offenses	1	1	0	1	3	2	50%	25	14	79%	25	0%
Liquor Law Violations	0	0	0	0	0	0	--	1	1	0%	4	-75%
Total	18	12	16	10	56	39	44%	427	439	-3%	467	-9%



Figures are preliminary and subject to further analysis and revision

* Sex Offenses, Forcible includes forcible rape, forcible sodomy, forcible fondling, sexual assault with an object

** Larceny includes shoplifting, pickpocket, pursesnatch, from building, bicycles, motor vehicle parts or accessories, and other.



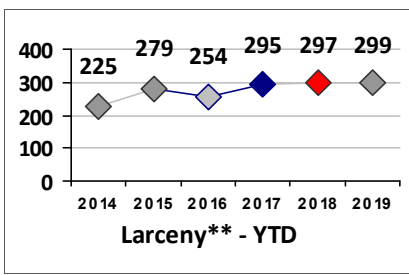
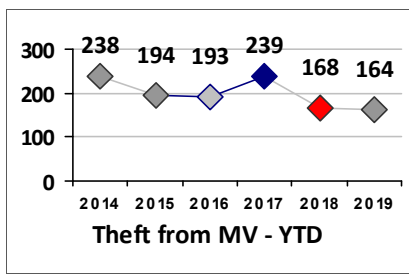
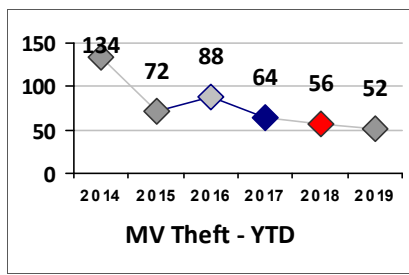
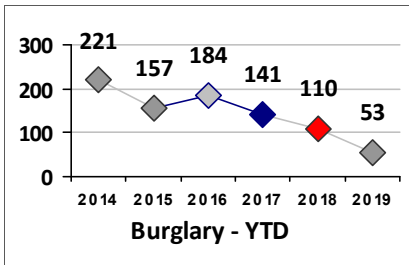
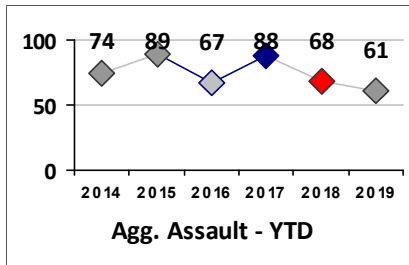
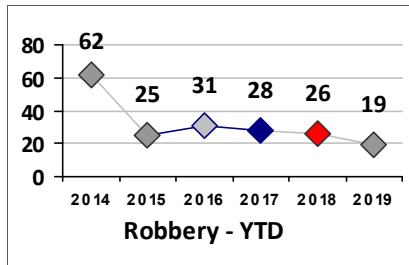
Part I Crime - Comparison Report

Providence Police Department

Through 10/20/2019
Week 42

District 7

	4 Week Trend 9/23/2019 - 10/20/2019				Past 28 Days 9/23/2019 - 10/20/2019			Year to Date January 1 - October 20				
	Current Week	Last Week	Wk 40	Wk 39	Past 28 Days	Past 28 Days LY	Chg.	Current Year	Last Year	Chg.	Wght. 5yr Avg	Chg.
Violent Crime												
Homicide	0	0	0	0	0	0	--	2	1	100%	1	100%
Sex Offenses, Forcible*	1	1	0	0	2	0	--	18	26	-31%	23	-22%
Robbery Other	1	0	0	0	1	0	--	15	17	-12%	20	-25%
Robbery W Firearm	0	0	0	0	0	2	--	5	10	-50%	12	-58%
Agg. Assault	3	1	0	2	6	4	50%	56	54	4%	58	-3%
Agg. Assault W Firearm	0	1	1	0	2	1	100%	11	18	-39%	25	-56%
Total	5	3	1	2	11	7	57%	107	126	-15%	138	-22%
Property Crime												
Burglary	1	5	6	1	13	27	-52%	65	130	-50%	164	-60%
MV Theft	3	0	2	2	7	5	40%	57	60	-5%	78	-27%
Larceny from MV	5	6	1	6	18	17	6%	176	180	-2%	218	-19%
Larceny**	5	7	9	12	33	39	-15%	321	328	-2%	310	4%
Total	14	18	18	21	71	88	-19%	619	698	-11%	770	-20%
Other Crime												
Assault Other	7	5	13	13	38	27	41%	280	307	-9%	315	-11%
Vandalism	14	9	4	11	38	31	23%	279	314	-11%	322	-13%
Drug Offenses	1	7	0	3	11	7	57%	101	133	-24%	114	-11%
Weapons Offenses	5	0	1	1	7	0	--	62	58	7%	52	19%
Liquor Law Violations	2	0	0	0	2	12	-83%	22	79	-72%	55	-60%
Total	29	21	18	28	96	77	25%	744	891	-16%	858	-13%



Figures are preliminary and subject to further analysis and revision

* Sex Offenses, Forcible includes forcible rape, forcible sodomy, forcible fondling, sexual assault with an object

** Larceny includes shoplifting, pickpocket, pursesnatch, from building, bicycles, motor vehicle parts or accessories, and other.



Part I Crime - Comparison Report

Providence Police Department

Through 10/20/2019
Week 42

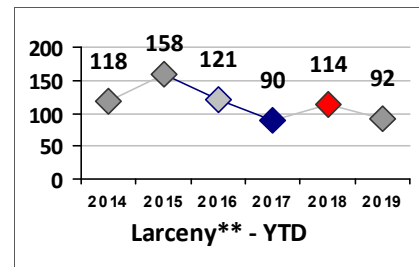
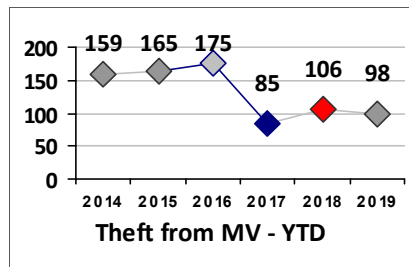
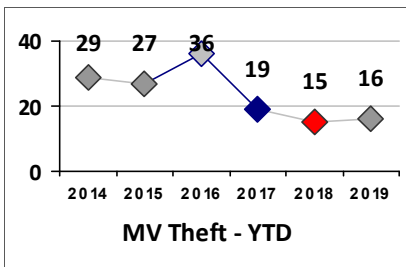
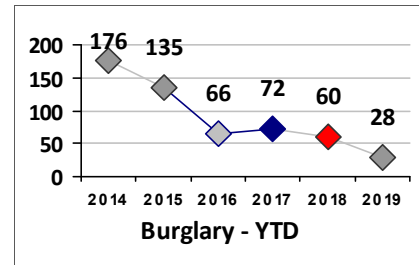
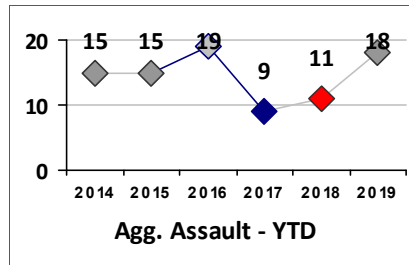
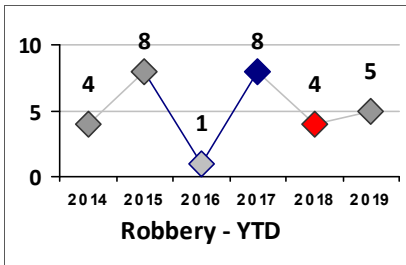
District 8

4 Week Trend 9/23/2019 - 10/20/2019	Past 28 Days 9/23/2019 - 10/20/2019	Year to Date January 1 - October 20
--	--	--

Violent Crime	Current Week	Last Week	Wk 40	Wk 39	Past 28 Days	Past 28 Days LY	Chg.	Current Year	Last Year	Chg.	Wght. 5yr Avg	Chg.
Homicide	0	0	0	0	0	0	--	1 (1)	0	100%	0	--
Sex Offenses, Forcible*	0	0	0	0	0	1	--	10	12	-17%	7	43%
Robbery Other	0	1	0	0	1	0	--	6	3	100%	3	100%
Robbery W Firearm	0	0	0	0	0	0	--	0	1	-100%	2	--
Agg. Assault	0	0	1	0	1	1	0%	15	11	36%	10	50%
Agg. Assault W Firearm	0	0	0	0	0	0	--	3	1	200%	4	-25%
Total	0	1	1	0	2	2	0%	35	28	25%	25	40%

Property Crime	Current Week	Last Week	Wk 40	Wk 39	Past 28 Days	Past 28 Days LY	Chg.	Current Year	Last Year	Chg.	Wght. 5yr Avg	Chg.
Burglary	0	1	0	0	1	8	-88%	29	67	-57%	90	-68%
MV Theft	0	1	2	0	3	4	-25%	19	17	12%	25	-24%
Larceny from MV	3	2	6	3	14	14	0%	109	120	-9%	136	-20%
Larceny**	5	2	5	3	15	9	67%	104	120	-13%	125	-17%
Total	8	6	13	6	33	35	-6%	261	324	-19%	375	-30%

Other Crime	Current Week	Last Week	Wk 40	Wk 39	Past 28 Days	Past 28 Days LY	Chg.	Current Year	Last Year	Chg.	Wght. 5yr Avg	Chg.
Assault Other	2	0	2	2	6	4	50%	67	68	-1%	67	0%
Vandalism	3	2	3	2	10	9	11%	77	89	-13%	110	-30%
Drug Offenses	0	0	1	0	1	1	0%	3	14	-79%	16	-81%
Weapons Offenses	0	0	1	0	1	0	--	3	8	-63%	7	-57%
Liquor Law Violations	0	0	0	0	0	0	--	0	2	-100%	1	--
Total	5	2	7	4	18	14	29%	150	181	-17%	200	-25%



Figures are preliminary and subject to further analysis and revision

* Sex Offenses, Forcible includes forcible rape, forcible sodomy, forcible fondling, sexual assault with an object

** Larceny includes shoplifting, pickpocket, pursesnatch, from building, bicycles, motor vehicle parts or accessories, and other.

(1) - Grand Jury returned "no true bill" in one 2019 homicide



Part I Crime - Comparison Report

Providence Police Department

Through 10/20/2019
Week 42

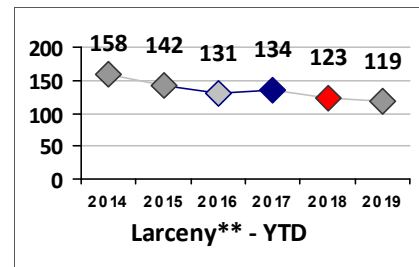
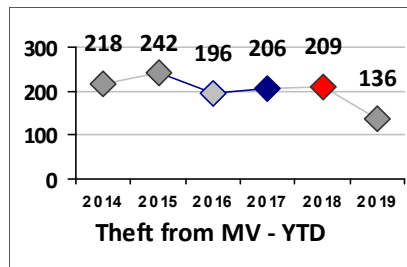
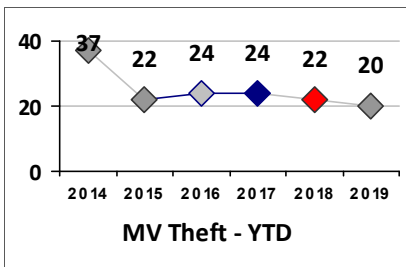
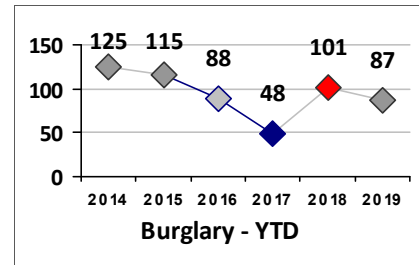
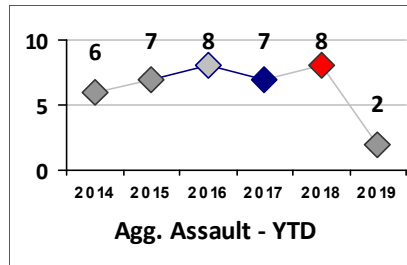
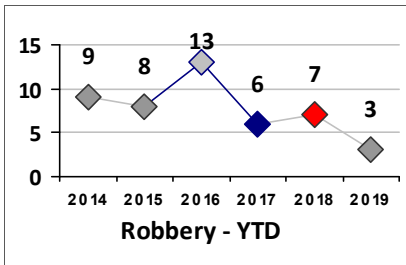
District 9

4 Week Trend 9/23/2019 - 10/20/2019	Past 28 Days 9/23/2019 - 10/20/2019	Year to Date January 1 - October 20
--	--	--

Violent Crime	Current Week	Last Week	Wk 40	Wk 39	Past 28 Days	Past 28 Days LY	Chg.	Current Year	Last Year	Chg.	Wght. 5yr Avg	Chg.
Homicide	0	0	0	0	0	0	--	0	0	0%	0	--
Sex Offenses, Forcible*	0	0	0	0	0	1	--	4	6	-33%	6	-33%
Robbery Other	0	0	0	0	0	0	--	3	5	-40%	5	-40%
Robbery W Firearm	0	0	0	0	0	0	--	0	2	-100%	4	--
Agg. Assault	0	1	0	0	1	0	--	3	7	-57%	6	-50%
Agg. Assault W Firearm	0	0	0	0	0	0	--	0	1	-100%	2	--
Total	0	1	0	0	1	1	0%	10	21	-52%	22	-55%

Property Crime	Current Week	Last Week	Wk 40	Wk 39	Past 28 Days	Past 28 Days LY	Chg.	Current Year	Last Year	Chg.	Wght. 5yr Avg	Chg.
Burglary	3	5	1	1	10	8	25%	97	109	-11%	95	2%
MV Theft	0	0	0	1	1	1	0%	20	23	-13%	25	-20%
Larceny from MV	9	6	9	2	26	15	73%	160	221	-28%	224	-29%
Larceny**	6	1	8	3	18	13	38%	134	133	1%	147	-9%
Total	18	12	18	7	55	37	49%	411	486	-15%	490	-16%

Other Crime	Current Week	Last Week	Wk 40	Wk 39	Past 28 Days	Past 28 Days LY	Chg.	Current Year	Last Year	Chg.	Wght. 5yr Avg	Chg.
Assault Other	1	2	0	0	3	6	-50%	45	47	-4%	46	-2%
Vandalism	4	4	1	3	12	5	140%	81	86	-6%	94	-14%
Drug Offenses	0	1	0	0	1	0	--	10	12	-17%	13	-23%
Weapons Offenses	0	0	0	0	0	1	--	1	6	-83%	5	-80%
Liquor Law Violations	0	0	0	0	0	0	--	0	1	-100%	5	--
Total	5	7	1	3	16	12	33%	137	152	-10%	163	-16%



Figures are preliminary and subject to further analysis and revision

* Sex Offenses, Forcible includes forcible rape, forcible sodomy, forcible fondling, sexual assault with an object

** Larceny includes shoplifting, pickpocket, pursesnatch, from building, bicycles, motor vehicle parts or accessories, and other.