



# Part I Crime - Comparison Report

Providence Police Department

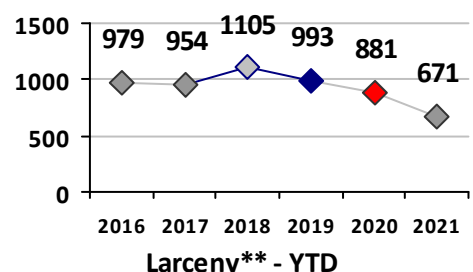
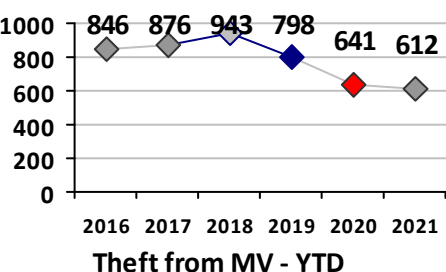
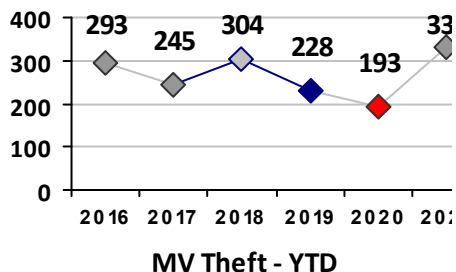
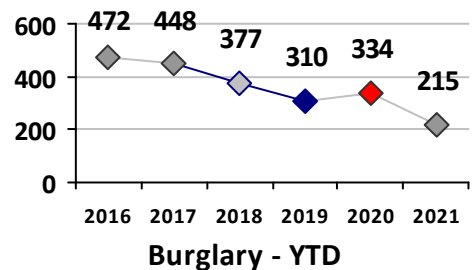
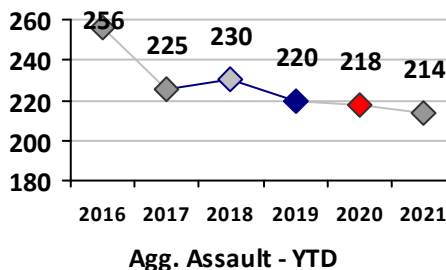
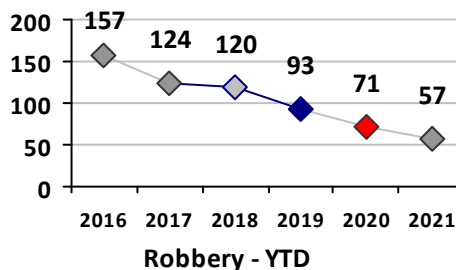
Through 6/13/2021  
Week 23

Citywide											
4 Week Trend 5/17/2021 - 6/13/2021					Past 28 Days 5/17/2021 - 6/13/2021			Year to Date January 1 - June 13			

<b>Violent Crime</b>	Current Week	Last Week	Wk 21	Wk 20	Past 28 Days	Past 28 Days LY	Chg.	Current Year	Last Year	Chg.	Wght. 5yr Avg	Chg.
Homicide	0	0	0	0	0	0	0%	8	2	300%	3	167%
Sex Offenses, Forcible*	6	4	4	2	16	8	100%	72	57	26%	85	-15%
Robbery W Firearm	1	0	0	1	2	2	0%	19	20	-5%	27	-30%
Robbery Other	3	3	4	1	11	6	83%	38	51	-25%	74	-49%
Agg. Assault W Firearm	1	1	4	2	8	7	14%	51	26	96%	44	16%
Agg. Assault	8	13	4	10	35	47	-26%	163	199	-18%	184	-11%
<b>Total</b>	<b>19</b>	<b>21</b>	<b>16</b>	<b>16</b>	<b>72</b>	<b>70</b>	<b>3%</b>	<b>351</b>	<b>355</b>	<b>-1%</b>	<b>416</b>	<b>-16%</b>

<b>Property Crime</b>	Current Week	Last Week	Wk 21	Wk 20	Past 28 Days	Past 28 Days LY	Chg.	Current Year	Last Year	Chg.	Wght. 5yr Avg	Chg.
Burglary	13	15	11	14	53	113	-53%	215	335	-36%	363	-41%
MV Theft	13	9	15	10	47	33	42%	330	193	71%	239	38%
Larceny from MV	25	17	24	27	93	89	4%	612	647	-5%	793	-23%
Larceny**	15	12	42	19	88	152	-42%	671	886	-24%	978	-31%
<b>Total</b>	<b>66</b>	<b>53</b>	<b>92</b>	<b>70</b>	<b>281</b>	<b>387</b>	<b>-27%</b>	<b>1828</b>	<b>2061</b>	<b>-11%</b>	<b>2372</b>	<b>-23%</b>

<b>Other Crime</b>	Current Week	Last Week	Wk 21	Wk 20	Past 28 Days	Past 28 Days LY	Chg.	Current Year	Last Year	Chg.	Wght. 5yr Avg	Chg.
Assault Other	41	22	30	34	127	141	-10%	708	759	-7%	866	-18%
Vandalism	32	15	20	21	88	195	-55%	661	819	-19%	867	-24%
Weapons Offenses	16	11	6	9	42	30	40%	189	129	47%	145	30%
Drug Offenses	14	15	7	11	47	38	24%	216	288	-25%	346	-38%
Liquor Law Violations	0	2	2	0	4	0	400%	10	2	400%	27	-63%
<b>Total</b>	<b>103</b>	<b>65</b>	<b>65</b>	<b>75</b>	<b>308</b>	<b>404</b>	<b>-24%</b>	<b>1784</b>	<b>1997</b>	<b>-11%</b>	<b>2249</b>	<b>-21%</b>



Figures are preliminary and subject to further analysis and revision

\* Sex Offenses, Forcible includes forcible rape, forcible sodomy, forcible fondling, sexual assault with an object

\*\* Larceny includes shoplifting, pickpocket, pursesnatch, from building, bicycles, motor vehicle parts or accessories, and other.



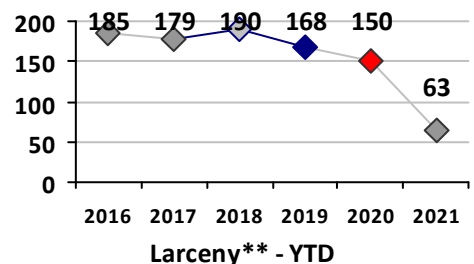
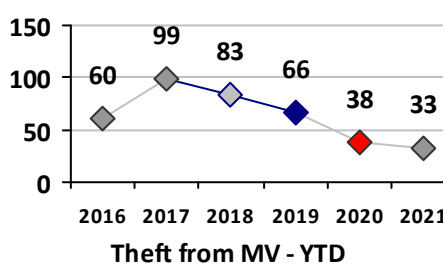
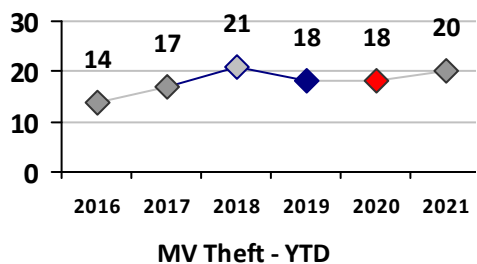
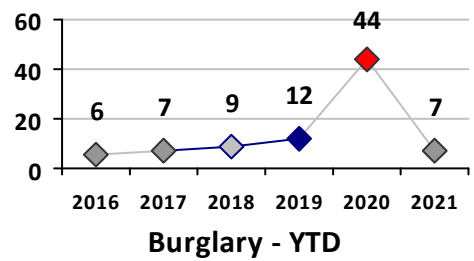
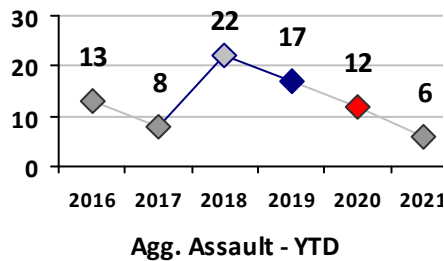
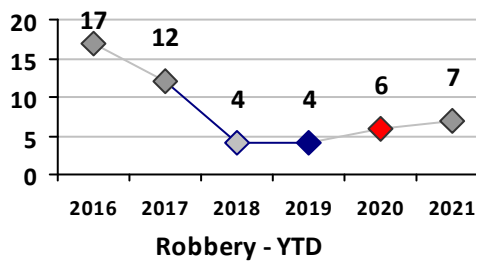
# Part I Crime - Comparison Report

## Providence Police Department

Through 6/13/2021  
Week 23

### District 1

	4 Week Trend 5/17/2021 - 6/13/2021				Past 28 Days 5/17/2021 - 6/13/2021			Year to Date January 1 - June 13				
<i><b>Violent Crime</b></i>	Current Week	Last Week	Wk 21	Wk 20	Past 28 Days	Past 28 Days LY	Chg.	Current Year	Last Year	Chg.	Wght. 5yr Avg	Chg.
Homicide	0	0	0	0	0	0	--	0	0	0%	0	--
Sex Offenses, Forcible*	1	0	1	1	3	1	200%	6	2	200%	6	0%
Robbery Other	0	0	0	0	0	0	--	4	6	-33%	7	-43%
Robbery W Firearm	0	0	0	0	0	0	--	3	0	300%	0	--
Agg. Assault	0	0	0	0	0	0	--	6	12	-50%	14	-57%
Agg. Assault W Firearm	0	0	0	0	0	0	--	0	0	0%	1	--
<b>Total</b>	<b>1</b>	<b>0</b>	<b>1</b>	<b>1</b>	<b>3</b>	<b>1</b>	<b>200%</b>	<b>19</b>	<b>20</b>	<b>-5%</b>	<b>28</b>	<b>-32%</b>
<i><b>Property Crime</b></i>	Current Week	Last Week	Wk 21	Wk 20	Past 28 Days	Past 28 Days LY	Chg.	Current Year	Last Year	Chg.	Wght. 5yr Avg	Chg.
Burglary	0	0	0	0	0	31	--	7	44	-84%	21	-67%
MV Theft	0	0	2	1	3	5	-40%	20	18	11%	18	11%
Larceny from MV	3	1	0	3	7	1	600%	33	38	-13%	64	-48%
Larceny**	1	0	7	5	13	13	0%	63	150	-58%	170	-63%
<b>Total</b>	<b>4</b>	<b>1</b>	<b>9</b>	<b>9</b>	<b>23</b>	<b>50</b>	<b>-54%</b>	<b>123</b>	<b>250</b>	<b>-51%</b>	<b>273</b>	<b>-55%</b>
<i><b>Other Crime</b></i>	Current Week	Last Week	Wk 21	Wk 20	Past 28 Days	Past 28 Days LY	Chg.	Current Year	Last Year	Chg.	Wght. 5yr Avg	Chg.
Assault Other	1	1	0	3	5	6	-17%	50	48	4%	76	-34%
Vandalism	0	1	0	2	3	37	-92%	35	89	-61%	67	-48%
Drug Offenses	0	3	0	1	4	2	100%	28	16	75%	23	22%
Weapons Offenses	0	0	0	0	0	1	--	11	7	57%	11	0%
Liquor Law Violations	0	0	0	0	0	0	--	0	0	0%	3	--
<b>Total</b>	<b>1</b>	<b>5</b>	<b>0</b>	<b>6</b>	<b>12</b>	<b>46</b>	<b>-74%</b>	<b>124</b>	<b>160</b>	<b>-23%</b>	<b>180</b>	<b>-31%</b>



Figures are preliminary and subject to further analysis and revision

\* Sex Offenses, Forcible includes forcible rape, forcible sodomy, forcible fondling, sexual assault with an object

\*\* Larceny includes shoplifting, pickpocket, pursesnatch, from building, bicycles, motor vehicle parts or accessories, and other.



# Part I Crime - Comparison Report

Providence Police Department

Through 6/13/2021  
Week 23

## District 2

4 Week Trend  
5/17/2021 - 6/13/2021

Past 28 Days  
5/17/2021 - 6/13/2021

Year to Date  
January 1 - June 13

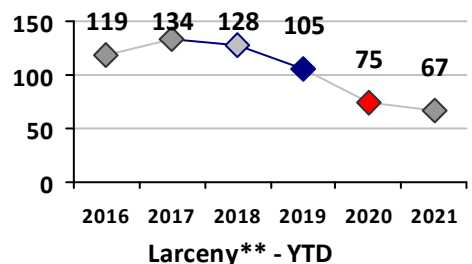
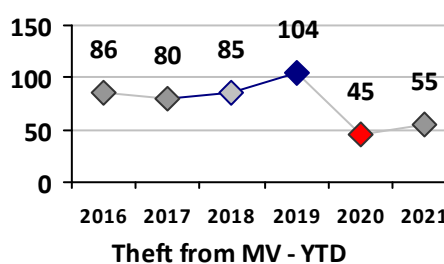
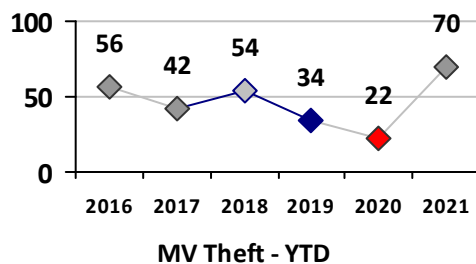
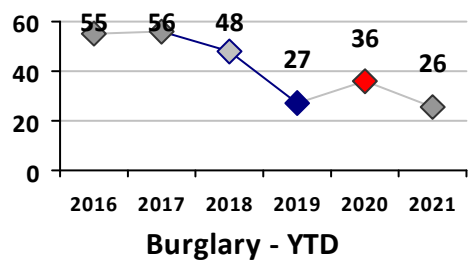
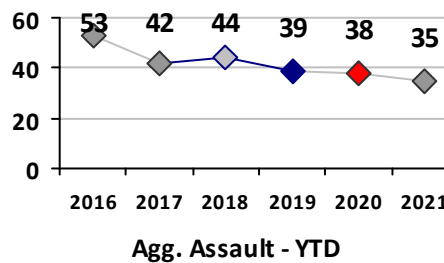
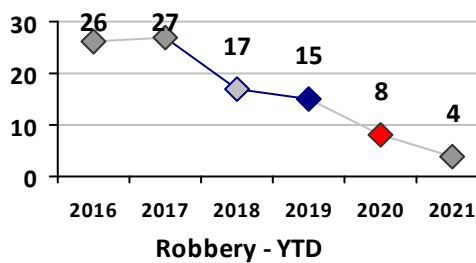
Violent Crime	Current Week	Last Week	Wk 21	Wk 20	Past 28 Days	Past 28 Days LY	Chg.	Current Year	Last Year	Chg.	Wght. 5yr Avg	Chg.
	Homicide	0	0	0	0	0	0	--	2	0	200%	0
Sex Offenses, Forcible*	0	0	0	0	0	2	--	9	9	0%	15	-40%
Robbery Other	0	1	1	0	2	0	--	3	6	-50%	11	-73%
Robbery W Firearm	0	0	0	0	0	0	--	1	2	-50%	5	-80%
Agg. Assault	3	3	0	0	6	8	-25%	25	37	-32%	32	-22%
Agg. Assault W Firearm	0	0	4	1	5	1	400%	10	3	233%	9	11%
<b>Total</b>	<b>3</b>	<b>4</b>	<b>5</b>	<b>1</b>	<b>13</b>	<b>11</b>	<b>18%</b>	<b>50</b>	<b>57</b>	<b>-12%</b>	<b>73</b>	<b>-32%</b>

Property Crime	Current Week	Last Week	Wk 21	Wk 20	Past 28 Days	Past 28 Days LY	Chg.	Current Year	Last Year	Chg.	Wght. 5yr Avg	Chg.
	Burglary	1	1	0	2	4	15	-73%	26	36	-28%	40
MV Theft	2	1	1	4	8	1	700%	70	22	218%	37	89%
Larceny from MV	2	2	4	3	11	5	120%	55	45	22%	77	-29%
Larceny**	2	1	4	2	9	12	-25%	67	76	-12%	105	-36%
<b>Total</b>	<b>7</b>	<b>5</b>	<b>9</b>	<b>11</b>	<b>32</b>	<b>33</b>	<b>-3%</b>	<b>218</b>	<b>179</b>	<b>22%</b>	<b>258</b>	<b>-16%</b>

Other Crime	Current Week	Last Week	Wk 21	Wk 20	Past 28 Days	Past 28 Days LY	Chg.	Current Year	Last Year	Chg.	Wght. 5yr Avg	Chg.
	Assault Other	9	3	6	9	27	25	8%	119	132	-10%	139
Vandalism	5	4	1	3	13	21	-38%	66	95	-31%	108	-39%
Drug Offenses	0	1	1	1	3	16	-81%	29	64	-55%	62	-53%
Weapons Offenses	0	0	1	0	1	4	-75%	21	23	-9%	28	-25%
Liquor Law Violations	0	0	1	0	1	0	--	1	0	100%	0	--
<b>Total</b>	<b>14</b>	<b>8</b>	<b>10</b>	<b>13</b>	<b>45</b>	<b>66</b>	<b>-32%</b>	<b>236</b>	<b>314</b>	<b>-25%</b>	<b>336</b>	<b>-30%</b>



Figures are preliminary and subject to further analysis and revision

\* Sex Offenses, Forcible includes forcible rape, forcible sodomy, forcible fondling, sexual assault with an object

\*\* Larceny includes shoplifting, pickpocket, pursesnatch, from building, bicycles, motor vehicle parts or accessories, and other.



# Part I Crime - Comparison Report

## Providence Police Department

Through 6/13/2021  
Week 23

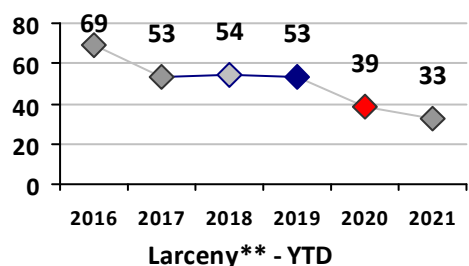
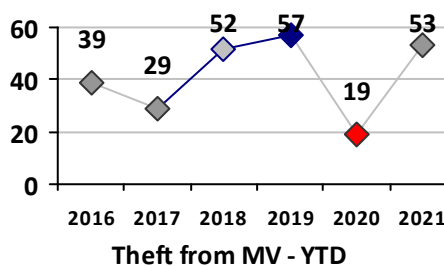
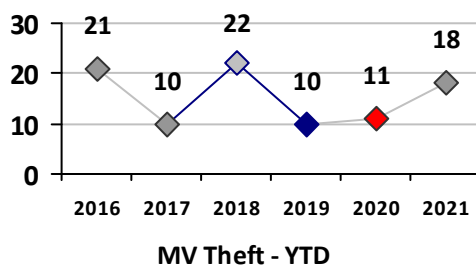
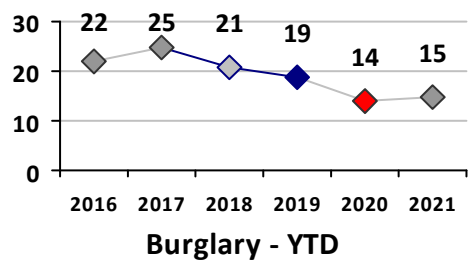
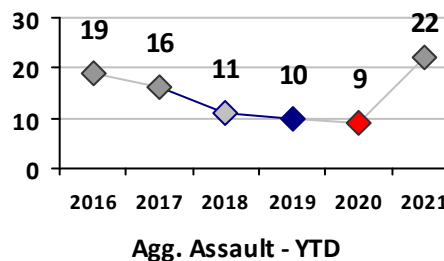
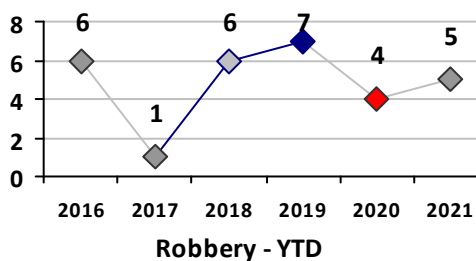
### District 3

4 Week Trend 5/17/2021 - 6/13/2021	Past 28 Days 5/17/2021 - 6/13/2021	Year to Date January 1 - June 13
---------------------------------------	---------------------------------------	-------------------------------------

<b>Violent Crime</b>	Current Week	Last Week	Wk 21	Wk 20	Past 28 Days	Past 28 Days LY	Chg.	Current Year	Last Year	Chg.	Wght. 5yr Avg	Chg.
Homicide	0	0	0	0	0	0	--	1	1	0%	1	0%
Sex Offenses, Forcible*	1	0	0	0	1	0	--	2	1	100%	3	-33%
Robbery Other	1	0	1	0	2	1	100%	3	2	50%	2	50%
Robbery W Firearm	0	0	0	0	0	0	--	2	2	0%	3	-33%
Agg. Assault	0	1	0	0	1	2	-50%	11	9	22%	8	38%
Agg. Assault W Firearm	1	0	0	0	1	0	--	11	2	450%	4	175%
<b>Total</b>	<b>3</b>	<b>1</b>	<b>1</b>	<b>0</b>	<b>5</b>	<b>3</b>	<b>67%</b>	<b>30</b>	<b>17</b>	<b>76%</b>	<b>20</b>	<b>50%</b>

<b>Property Crime</b>	Current Week	Last Week	Wk 21	Wk 20	Past 28 Days	Past 28 Days LY	Chg.	Current Year	Last Year	Chg.	Wght. 5yr Avg	Chg.
Burglary	0	3	1	1	5	3	67%	15	14	7%	19	-21%
MV Theft	0	1	0	1	2	3	-33%	18	11	64%	13	38%
Larceny from MV	0	2	3	3	8	2	300%	53	19	179%	39	36%
Larceny**	0	1	1	0	2	9	-78%	33	39	-15%	50	-34%
<b>Total</b>	<b>0</b>	<b>7</b>	<b>5</b>	<b>5</b>	<b>17</b>	<b>17</b>	<b>0%</b>	<b>119</b>	<b>83</b>	<b>43%</b>	<b>121</b>	<b>-2%</b>

<b>Other Crime</b>	Current Week	Last Week	Wk 21	Wk 20	Past 28 Days	Past 28 Days LY	Chg.	Current Year	Last Year	Chg.	Wght. 5yr Avg	Chg.
Assault Other	1	0	1	5	7	8	-13%	44	46	-4%	49	-10%
Vandalism	4	0	2	2	8	11	-27%	54	45	20%	45	20%
Drug Offenses	2	1	0	0	3	3	0%	5	12	-58%	23	-78%
Weapons Offenses	0	2	1	1	4	0	--	14	3	367%	6	133%
Liquor Law Violations	0	0	1	0	1	0	--	1	0	100%	0	--
<b>Total</b>	<b>7</b>	<b>3</b>	<b>5</b>	<b>8</b>	<b>23</b>	<b>22</b>	<b>5%</b>	<b>118</b>	<b>106</b>	<b>11%</b>	<b>123</b>	<b>-4%</b>



Figures are preliminary and subject to further analysis and revision

\* Sex Offenses, Forcible includes forcible rape, forcible sodomy, forcible fondling, sexual assault with an object

\*\* Larceny includes shoplifting, pickpocket, pursesnatch, from building, bicycles, motor vehicle parts or accessories, and other.



# Part I Crime - Comparison Report

## Providence Police Department

Through 6/13/2021  
Week 23

### District 4

4 Week Trend  
5/17/2021 - 6/13/2021

Past 28 Days  
5/17/2021 - 6/13/2021

Year to Date  
January 1 - June 13

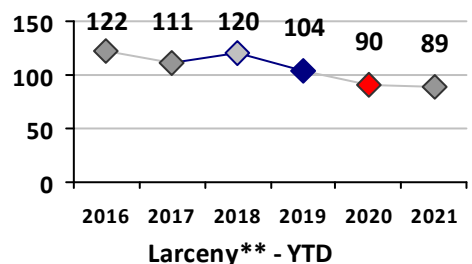
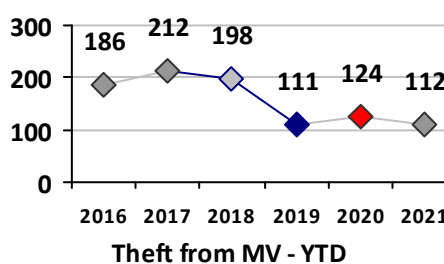
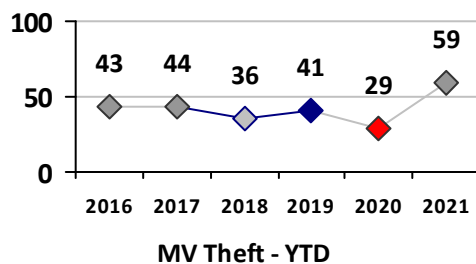
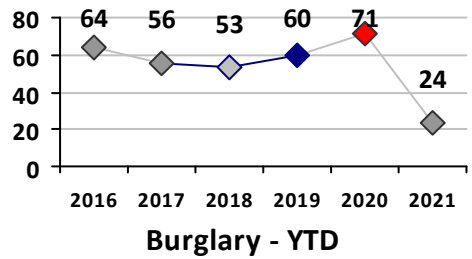
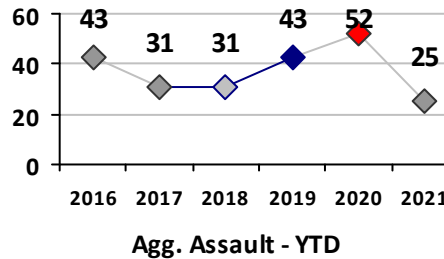
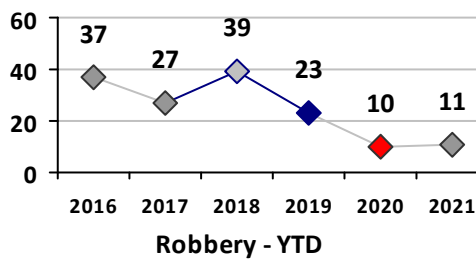
Violent Crime	Current Week	Last Week	Wk 21	Wk 20	Past 28 Days	Past 28 Days LY	Chg.	Current Year	Last Year	Chg.	Wght. 5yr Avg	Chg.
	Homicide	0	0	0	0	0	0	--	0	0	0%	0
Sex Offenses, Forcible*	1	1	0	0	2	1	100%	11	4	175%	14	-21%
Robbery Other	0	0	0	0	0	2	--	7	8	-13%	18	-61%
Robbery W Firearm	0	0	0	0	0	0	--	4	2	100%	5	-20%
Agg. Assault	3	2	0	2	7	13	-46%	20	49	-59%	36	-44%
Agg. Assault W Firearm	0	0	0	0	0	1	--	5	4	25%	7	-29%
<b>Total</b>	<b>4</b>	<b>3</b>	<b>0</b>	<b>2</b>	<b>9</b>	<b>17</b>	<b>-47%</b>	<b>47</b>	<b>67</b>	<b>-30%</b>	<b>80</b>	<b>-41%</b>

Property Crime	Current Week	Last Week	Wk 21	Wk 20	Past 28 Days	Past 28 Days LY	Chg.	Current Year	Last Year	Chg.	Wght. 5yr Avg	Chg.
	Burglary	2	1	1	2	6	21	-71%	24	71	-66%	62
MV Theft	2	2	3	1	8	9	-11%	59	29	103%	37	59%
Larceny from MV	4	4	5	4	17	19	-11%	112	124	-10%	152	-26%
Larceny**	3	2	4	1	10	19	-47%	89	90	-1%	105	-15%
<b>Total</b>	<b>11</b>	<b>9</b>	<b>13</b>	<b>8</b>	<b>41</b>	<b>68</b>	<b>-40%</b>	<b>284</b>	<b>314</b>	<b>-10%</b>	<b>355</b>	<b>-20%</b>

Other Crime	Current Week	Last Week	Wk 21	Wk 20	Past 28 Days	Past 28 Days LY	Chg.	Current Year	Last Year	Chg.	Wght. 5yr Avg	Chg.
	Assault Other	8	3	4	3	18	21	-14%	111	133	-17%	149
Vandalism	8	1	3	4	16	24	-33%	94	94	0%	121	-22%
Drug Offenses	4	6	2	6	18	3	500%	63	77	-18%	86	-27%
Weapons Offenses	0	7	0	4	11	0	--	39	14	179%	23	70%
Liquor Law Violations	0	0	0	0	0	0	--	0	0	0%	2	--
<b>Total</b>	<b>20</b>	<b>17</b>	<b>9</b>	<b>17</b>	<b>63</b>	<b>48</b>	<b>31%</b>	<b>307</b>	<b>318</b>	<b>-3%</b>	<b>380</b>	<b>-19%</b>



Figures are preliminary and subject to further analysis and revision

\* Sex Offenses, Forcible includes forcible rape, forcible sodomy, forcible fondling, sexual assault with an object

\*\* Larceny includes shoplifting, pickpocket, pursesnatch, from building, bicycles, motor vehicle parts or accessories, and other.



# Part I Crime - Comparison Report

## Providence Police Department

Through 6/13/2021  
Week 23

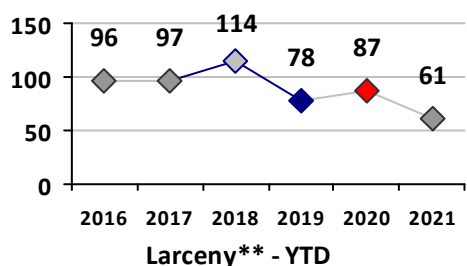
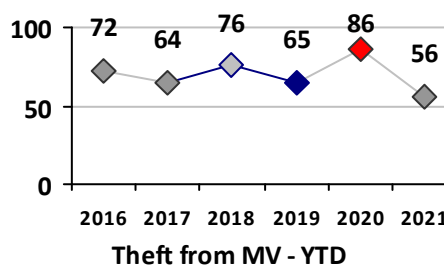
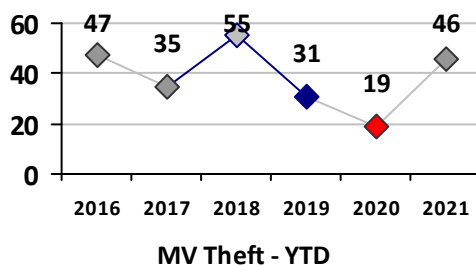
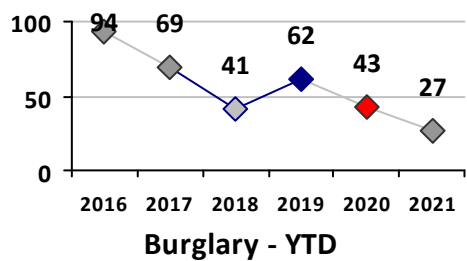
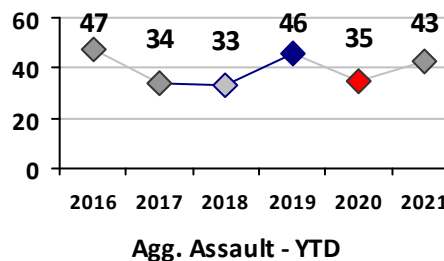
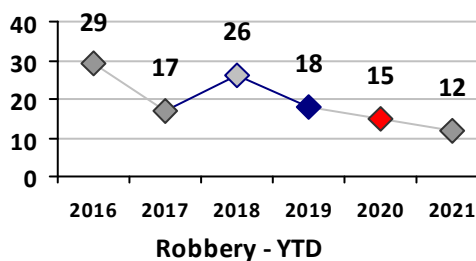
### District 5

4 Week Trend 5/17/2021 - 6/13/2021	Past 28 Days 5/17/2021 - 6/13/2021	Year to Date January 1 - June 13
---------------------------------------	---------------------------------------	-------------------------------------

<b>Violent Crime</b>	Current Week	Last Week	Wk 21	Wk 20	Past 28 Days	Past 28 Days LY	Chg.	Current Year	Last Year	Chg.	Wght. 5yr Avg	Chg.
Homicide	0	0	0	0	0	0	--	2	0	200%	0	--
Sex Offenses, Forcible*	2	0	1	1	4	0	--	11	15	-27%	15	-27%
Robbery Other	2	1	1	0	4	2	100%	10	12	-17%	15	-33%
Robbery W Firearm	0	0	0	0	0	0	--	2	3	-33%	5	-60%
Agg. Assault	0	3	2	3	8	6	33%	37	32	16%	32	16%
Agg. Assault W Firearm	0	0	0	0	0	2	--	6	3	100%	6	0%
<b>Total</b>	<b>4</b>	<b>4</b>	<b>4</b>	<b>4</b>	<b>16</b>	<b>10</b>	<b>60%</b>	<b>68</b>	<b>65</b>	<b>5%</b>	<b>73</b>	<b>-7%</b>

<b>Property Crime</b>	Current Week	Last Week	Wk 21	Wk 20	Past 28 Days	Past 28 Days LY	Chg.	Current Year	Last Year	Chg.	Wght. 5yr Avg	Chg.
Burglary	1	3	0	1	5	6	-17%	27	43	-37%	55	-51%
MV Theft	1	0	2	1	4	2	100%	46	19	142%	33	39%
Larceny from MV	6	1	1	3	11	16	-31%	56	86	-35%	75	-25%
Larceny**	1	4	2	1	8	19	-58%	61	87	-30%	92	-34%
<b>Total</b>	<b>9</b>	<b>8</b>	<b>5</b>	<b>6</b>	<b>28</b>	<b>43</b>	<b>-35%</b>	<b>190</b>	<b>235</b>	<b>-19%</b>	<b>255</b>	<b>-25%</b>

<b>Other Crime</b>	Current Week	Last Week	Wk 21	Wk 20	Past 28 Days	Past 28 Days LY	Chg.	Current Year	Last Year	Chg.	Wght. 5yr Avg	Chg.
Assault Other	3	5	8	2	18	25	-28%	129	115	12%	130	-1%
Vandalism	2	4	4	3	13	23	-43%	101	102	-1%	125	-19%
Drug Offenses	0	1	0	1	2	8	-75%	40	40	0%	57	-30%
Weapons Offenses	8	1	0	2	11	7	57%	39	36	8%	24	63%
Liquor Law Violations	0	1	0	0	1	0	--	1	0	100%	1	0%
<b>Total</b>	<b>13</b>	<b>12</b>	<b>12</b>	<b>8</b>	<b>45</b>	<b>63</b>	<b>-29%</b>	<b>310</b>	<b>293</b>	<b>6%</b>	<b>337</b>	<b>-8%</b>



Figures are preliminary and subject to further analysis and revision

\* Sex Offenses, Forcible includes forcible rape, forcible sodomy, forcible fondling, sexual assault with an object

\*\* Larceny includes shoplifting, pickpocket, pursesnatch, from building, bicycles, motor vehicle parts or accessories, and other.



# Part I Crime - Comparison Report

## Providence Police Department

Through 6/13/2021  
Week 23

### District 6

4 Week Trend  
5/17/2021 - 6/13/2021

Past 28 Days  
5/17/2021 - 6/13/2021

Year to Date  
January 1 - June 13

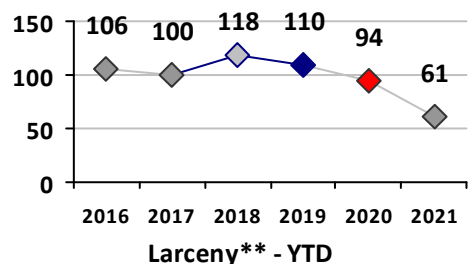
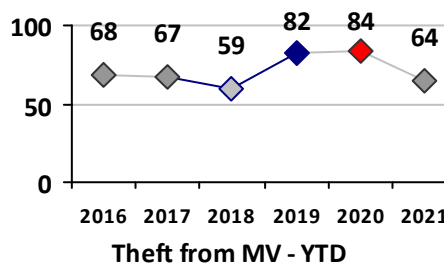
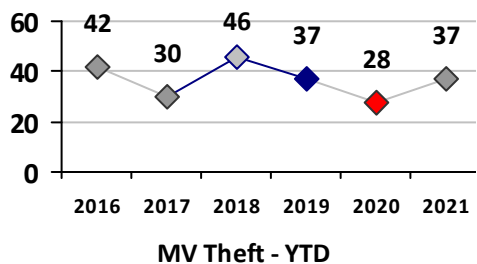
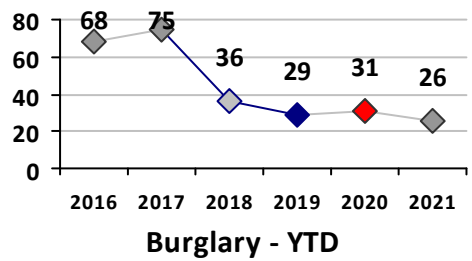
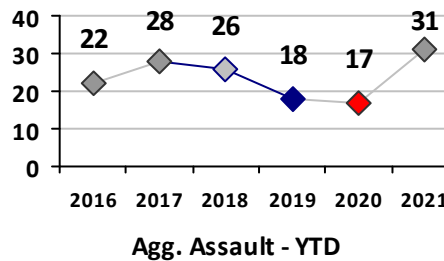
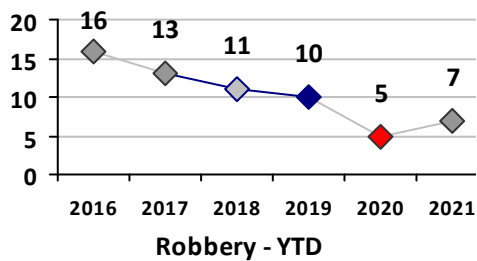
Violent Crime	Current Week	Last Week	Wk 21	Wk 20	Past 28 Days	Past 28 Days LY	Chg.	Current Year	Last Year	Chg.	Wght. 5yr Avg	Chg.
	Homicide	0	0	0	0	0	0	--	2	1	100%	1
Sex Offenses, Forcible*	0	2	1	0	3	1	200%	11	11	0%	8	38%
Robbery Other	0	1	0	0	1	1	0%	4	4	0%	7	-43%
Robbery W Firearm	0	0	0	0	0	0	--	3	1	200%	2	50%
Agg. Assault	0	4	2	0	6	1	500%	25	11	127%	15	67%
Agg. Assault W Firearm	0	0	0	0	0	1	--	6	6	0%	6	0%
<b>Total</b>	<b>0</b>	<b>7</b>	<b>3</b>	<b>0</b>	<b>10</b>	<b>4</b>	<b>150%</b>	<b>51</b>	<b>34</b>	<b>50%</b>	<b>39</b>	<b>31%</b>

Property Crime	Current Week	Last Week	Wk 21	Wk 20	Past 28 Days	Past 28 Days LY	Chg.	Current Year	Last Year	Chg.	Wght. 5yr Avg	Chg.
	Burglary	1	1	3	2	7	8	-13%	26	32	-19%	40
MV Theft	3	0	3	1	7	3	133%	37	28	32%	35	6%
Larceny from MV	4	2	2	3	11	20	-45%	64	84	-24%	75	-15%
Larceny**	2	1	5	2	10	17	-41%	61	95	-36%	106	-42%
<b>Total</b>	<b>10</b>	<b>4</b>	<b>13</b>	<b>8</b>	<b>35</b>	<b>48</b>	<b>-27%</b>	<b>188</b>	<b>239</b>	<b>-21%</b>	<b>256</b>	<b>-27%</b>

Other Crime	Current Week	Last Week	Wk 21	Wk 20	Past 28 Days	Past 28 Days LY	Chg.	Current Year	Last Year	Chg.	Wght. 5yr Avg	Chg.
	Assault Other	4	4	2	3	13	22	-41%	64	85	-25%	96
Vandalism	6	2	2	4	14	19	-26%	65	87	-25%	91	-29%
Drug Offenses	2	0	1	0	3	3	0%	15	28	-46%	28	-46%
Weapons Offenses	3	0	0	1	4	4	0%	21	14	50%	13	62%
Liquor Law Violations	0	1	0	0	1	0	--	1	0	100%	1	0%
<b>Total</b>	<b>15</b>	<b>7</b>	<b>5</b>	<b>8</b>	<b>35</b>	<b>48</b>	<b>-27%</b>	<b>166</b>	<b>214</b>	<b>-22%</b>	<b>229</b>	<b>-28%</b>



Figures are preliminary and subject to further analysis and revision

\* Sex Offenses, Forcible includes forcible rape, forcible sodomy, forcible fondling, sexual assault with an object

\*\* Larceny includes shoplifting, pickpocket, pursesnatch, from building, bicycles, motor vehicle parts or accessories, and other.



# Part I Crime - Comparison Report

## Providence Police Department

Through 6/13/2021  
Week 23

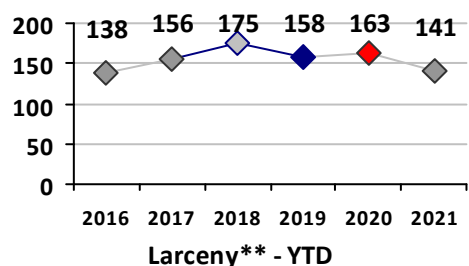
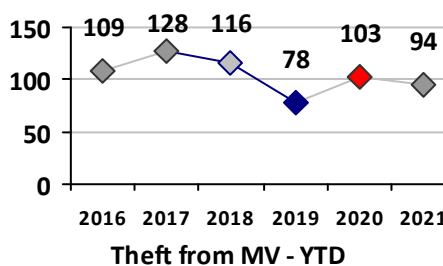
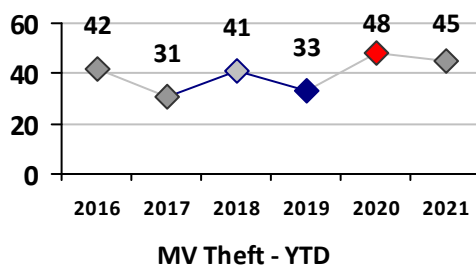
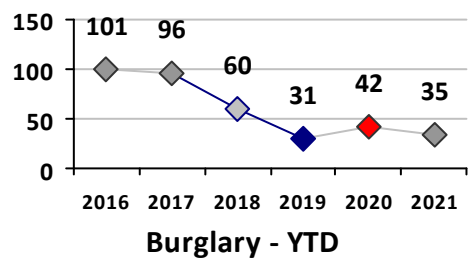
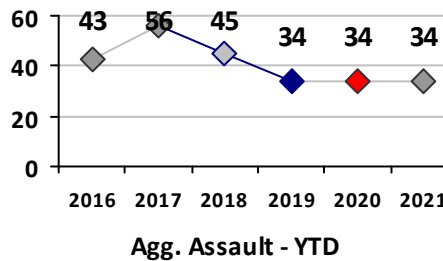
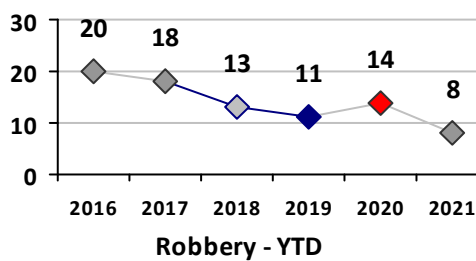
### District 7

4 Week Trend 5/17/2021 - 6/13/2021	Past 28 Days 5/17/2021 - 6/13/2021	Year to Date January 1 - June 13
---------------------------------------	---------------------------------------	-------------------------------------

<b>Violent Crime</b>	Current Week	Last Week	Wk 21	Wk 20	Past 28 Days	Past 28 Days LY	Chg.	Current Year	Last Year	Chg.	Wght. 5yr Avg	Chg.
Homicide	0	0	0	0	0	0	--	1	0	100%	0	--
Sex Offenses, Forcible*	0	0	0	0	0	3	--	13	8	63%	11	18%
Robbery Other	0	0	1	1	2	0	--	5	6	-17%	9	-44%
Robbery W Firearm	1	0	0	1	2	1	100%	3	8	-63%	5	-40%
Agg. Assault	1	0	0	2	3	7	-57%	25	30	-17%	33	-24%
Agg. Assault W Firearm	0	1	0	0	1	2	-50%	9	4	125%	7	29%
<b>Total</b>	<b>2</b>	<b>1</b>	<b>1</b>	<b>4</b>	<b>8</b>	<b>13</b>	<b>-38%</b>	<b>56</b>	<b>56</b>	<b>0%</b>	<b>65</b>	<b>-14%</b>

<b>Property Crime</b>	Current Week	Last Week	Wk 21	Wk 20	Past 28 Days	Past 28 Days LY	Chg.	Current Year	Last Year	Chg.	Wght. 5yr Avg	Chg.
Burglary	1	0	4	1	6	15	-60%	35	42	-17%	54	-35%
MV Theft	1	5	4	0	10	6	67%	45	48	-6%	40	13%
Larceny from MV	4	1	6	3	14	10	40%	94	105	-10%	104	-10%
Larceny**	3	2	12	2	19	26	-27%	141	164	-14%	162	-13%
<b>Total</b>	<b>9</b>	<b>8</b>	<b>26</b>	<b>6</b>	<b>49</b>	<b>57</b>	<b>-14%</b>	<b>315</b>	<b>359</b>	<b>-12%</b>	<b>359</b>	<b>-12%</b>

<b>Other Crime</b>	Current Week	Last Week	Wk 21	Wk 20	Past 28 Days	Past 28 Days LY	Chg.	Current Year	Last Year	Chg.	Wght. 5yr Avg	Chg.
Assault Other	10	3	6	6	25	25	0%	130	145	-10%	155	-16%
Vandalism	7	2	6	1	16	27	-41%	110	154	-29%	156	-29%
Drug Offenses	6	3	3	1	13	2	550%	29	26	12%	47	-38%
Weapons Offenses	5	1	4	0	10	12	-17%	27	19	42%	31	-13%
Liquor Law Violations	0	0	0	0	0	0	--	6	2	200%	18	-67%
<b>Total</b>	<b>28</b>	<b>9</b>	<b>19</b>	<b>8</b>	<b>64</b>	<b>66</b>	<b>-3%</b>	<b>302</b>	<b>346</b>	<b>-13%</b>	<b>406</b>	<b>-26%</b>



Figures are preliminary and subject to further analysis and revision

\* Sex Offenses, Forcible includes forcible rape, forcible sodomy, forcible fondling, sexual assault with an object

\*\* Larceny includes shoplifting, pickpocket, pursesnatch, from building, bicycles, motor vehicle parts or accessories, and other.





# Part I Crime - Comparison Report

Providence Police Department

Through 6/13/2021  
Week 23

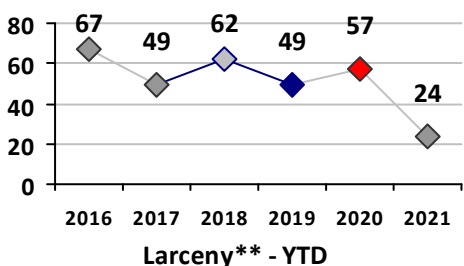
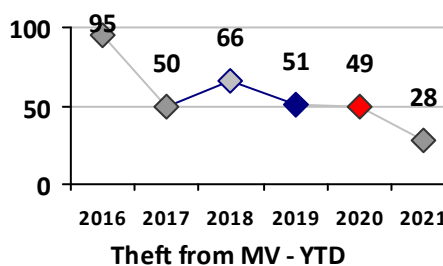
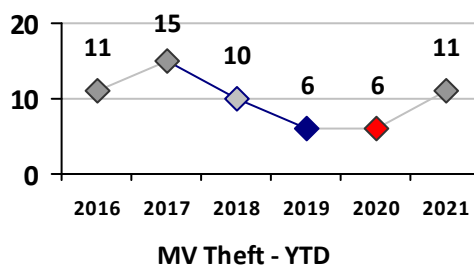
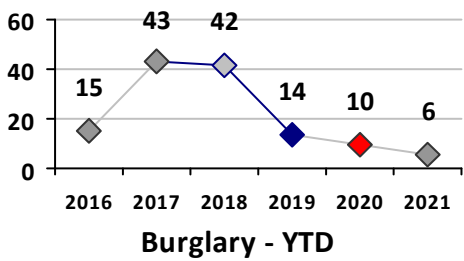
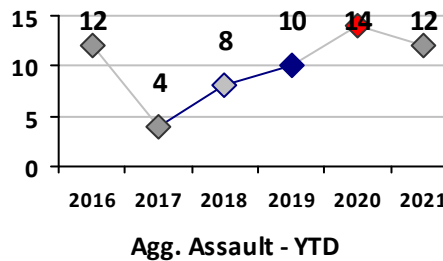
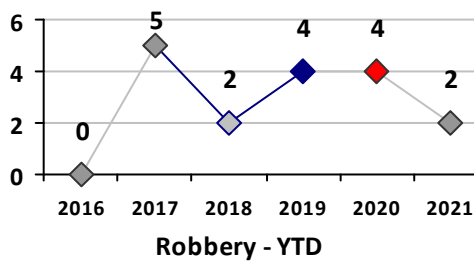
## District 8

4 Week Trend 5/17/2021 - 6/13/2021	Past 28 Days 5/17/2021 - 6/13/2021	Year to Date January 1 - June 13
---------------------------------------	---------------------------------------	-------------------------------------

<b>Violent Crime</b>	Current Week	Last Week	Wk 21	Wk 20	Past 28 Days	Past 28 Days LY	Chg.	Current Year	Last Year	Chg.	Wght. 5yr Avg	Chg.
Homicide	0	0	0	0	0	0	--	0	0	0%	0	--
Sex Offenses, Forcible*	1	1	1	0	3	0	--	5	2	150%	5	0%
Robbery Other	0	0	0	0	0	0	--	2	2	0%	3	-33%
Robbery W Firearm	0	0	0	0	0	1	--	0	2	-100%	1	--
Agg. Assault	0	0	0	2	2	5	-60%	9	11	-18%	8	13%
Agg. Assault W Firearm	0	0	0	0	0	0	--	3	3	0%	2	50%
<b>Total</b>	<b>1</b>	<b>1</b>	<b>1</b>	<b>2</b>	<b>5</b>	<b>6</b>	<b>-17%</b>	<b>19</b>	<b>20</b>	<b>-5%</b>	<b>18</b>	<b>6%</b>

<b>Property Crime</b>	Current Week	Last Week	Wk 21	Wk 20	Past 28 Days	Past 28 Days LY	Chg.	Current Year	Last Year	Chg.	Wght. 5yr Avg	Chg.
Burglary	1	2	1	0	4	5	-20%	6	10	-40%	22	-73%
MV Theft	1	0	0	0	1	2	-50%	11	6	83%	9	22%
Larceny from MV	0	1	2	4	7	5	40%	28	50	-44%	57	-51%
Larceny**	0	0	0	0	0	10	--	24	57	-58%	56	-57%
<b>Total</b>	<b>2</b>	<b>3</b>	<b>3</b>	<b>4</b>	<b>12</b>	<b>22</b>	<b>-45%</b>	<b>69</b>	<b>123</b>	<b>-44%</b>	<b>143</b>	<b>-52%</b>

<b>Other Crime</b>	Current Week	Last Week	Wk 21	Wk 20	Past 28 Days	Past 28 Days LY	Chg.	Current Year	Last Year	Chg.	Wght. 5yr Avg	Chg.
Assault Other	1	2	0	1	4	5	-20%	25	24	4%	35	-29%
Vandalism	0	0	0	0	0	8	--	25	44	-43%	47	-47%
Drug Offenses	0	0	0	0	0	0	--	1	4	-75%	4	-75%
Weapons Offenses	0	0	0	0	0	2	--	8	4	100%	4	100%
Liquor Law Violations	0	0	0	0	0	0	--	0	0	0%	0	--
<b>Total</b>	<b>1</b>	<b>2</b>	<b>0</b>	<b>1</b>	<b>4</b>	<b>15</b>	<b>-73%</b>	<b>59</b>	<b>76</b>	<b>-22%</b>	<b>90</b>	<b>-34%</b>



Figures are preliminary and subject to further analysis and revision

\* Sex Offenses, Forcible includes forcible rape, forcible sodomy, forcible fondling, sexual assault with an object

\*\* Larceny includes shoplifting, pickpocket, pursesnatch, from building, bicycles, motor vehicle parts or accessories, and other.



# Part I Crime - Comparison Report

Providence Police Department

Through 6/13/2021  
Week 23

## District 9

4 Week Trend  
5/17/2021 - 6/13/2021

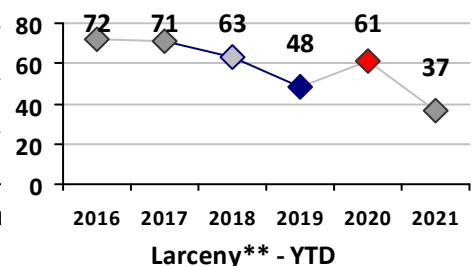
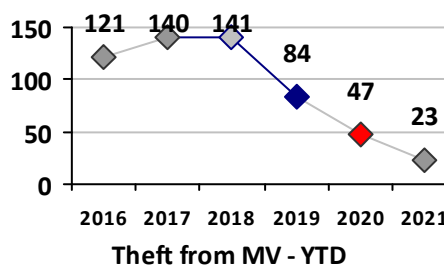
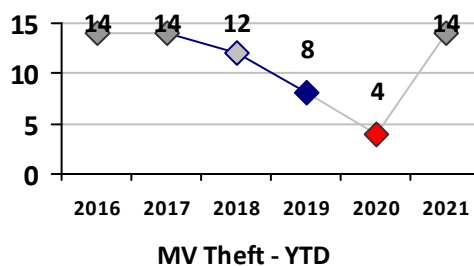
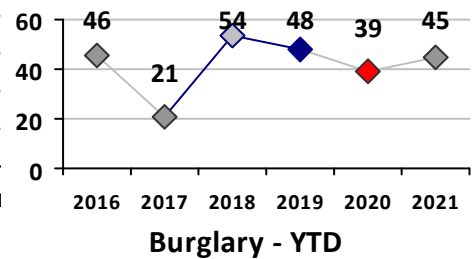
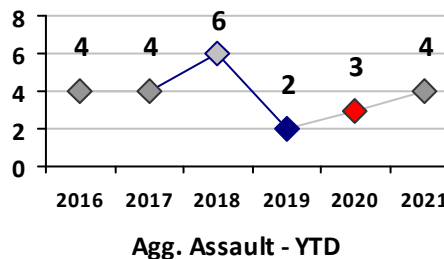
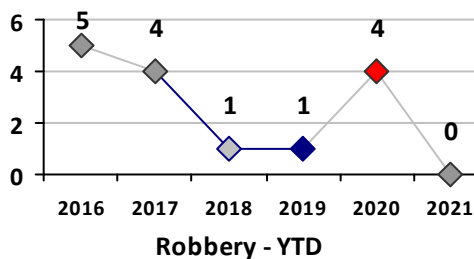
Past 28 Days  
5/17/2021 - 6/13/2021

Year to Date  
January 1 - June 13

<b>Violent Crime</b>	<b>Current Week</b>	<b>Last Week</b>	<b>Wk 21</b>	<b>Wk 20</b>	<b>Past 28 Days</b>	<b>Past 28 Days LY</b>	<b>Chg.</b>	<b>Current Year</b>	<b>Last Year</b>	<b>Chg.</b>	<b>Wght. 5yr Avg</b>	<b>Chg.</b>
Homicide	0	0	0	0	0	0	--	0	0	0%	0	--
Sex Offenses, Forcible*	0	0	0	0	0	0	--	1	3	-67%	3	-67%
Robbery Other	0	0	0	0	0	0	--	0	4	-100%	2	--
Robbery W Firearm	0	0	0	0	0	0	--	0	0	0%	0	--
Agg. Assault	1	0	0	1	2	2	0%	4	2	100%	2	100%
Agg. Assault W Firearm	0	0	0	0	0	0	--	0	1	-100%	1	--
<b>Total</b>	<b>1</b>	<b>0</b>	<b>0</b>	<b>1</b>	<b>2</b>	<b>2</b>	<b>0%</b>	<b>5</b>	<b>10</b>	<b>-50%</b>	<b>9</b>	<b>-44%</b>

<b>Property Crime</b>	<b>Current Week</b>	<b>Last Week</b>	<b>Wk 21</b>	<b>Wk 20</b>	<b>Past 28 Days</b>	<b>Past 28 Days LY</b>	<b>Chg.</b>	<b>Current Year</b>	<b>Last Year</b>	<b>Chg.</b>	<b>Wght. 5yr Avg</b>	<b>Chg.</b>
Burglary	6	4	1	5	16	8	100%	45	39	15%	42	7%
MV Theft	2	0	0	0	2	1	100%	14	4	250%	9	56%
Larceny from MV	2	3	1	0	6	5	20%	23	47	-51%	93	-75%
Larceny**	3	1	6	4	14	14	0%	37	61	-39%	60	-38%
<b>Total</b>	<b>13</b>	<b>8</b>	<b>8</b>	<b>9</b>	<b>38</b>	<b>28</b>	<b>36%</b>	<b>119</b>	<b>151</b>	<b>-21%</b>	<b>204</b>	<b>-42%</b>

<b>Other Crime</b>	<b>Current Week</b>	<b>Last Week</b>	<b>Wk 21</b>	<b>Wk 20</b>	<b>Past 28 Days</b>	<b>Past 28 Days LY</b>	<b>Chg.</b>	<b>Current Year</b>	<b>Last Year</b>	<b>Chg.</b>	<b>Wght. 5yr Avg</b>	<b>Chg.</b>
Assault Other	2	1	0	1	4	1	300%	17	19	-11%	22	-23%
Vandalism	0	0	2	1	3	13	-77%	16	49	-67%	50	-68%
Drug Offenses	0	0	0	0	0	0	--	4	11	-64%	8	-50%
Weapons Offenses	0	0	0	1	1	0	--	8	4	100%	3	167%
Liquor Law Violations	0	0	0	0	0	0	--	0	0	0%	1	--
<b>Total</b>	<b>2</b>	<b>1</b>	<b>2</b>	<b>3</b>	<b>8</b>	<b>14</b>	<b>-43%</b>	<b>45</b>	<b>83</b>	<b>-46%</b>	<b>84</b>	<b>-46%</b>



Figures are preliminary and subject to further analysis and revision

\* Sex Offenses, Forcible includes forcible rape, forcible sodomy, forcible fondling, sexual assault with an object

\*\* Larceny includes shoplifting, pickpocket, pursesnatch, from building, bicycles, motor vehicle parts or accessories, and other.