

# Part I Crime - Comparison Report

Providence Police Department

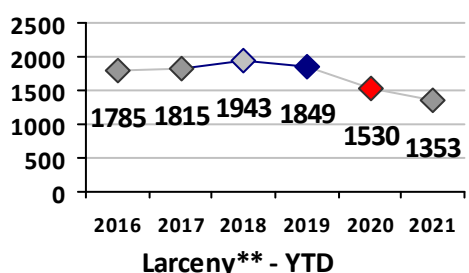
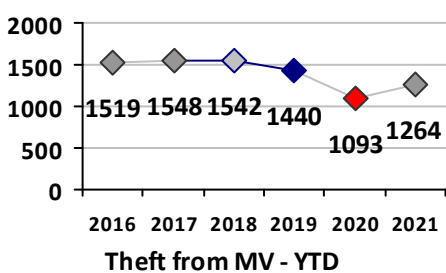
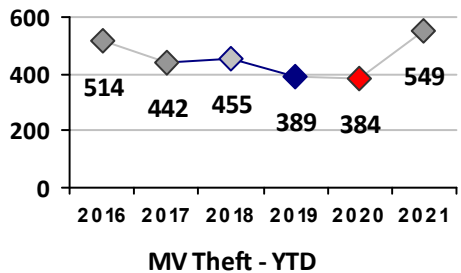
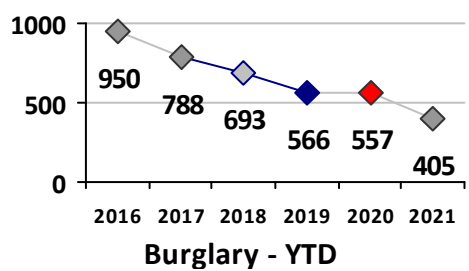
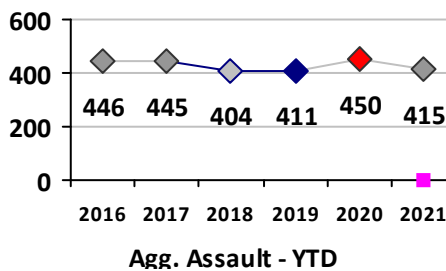
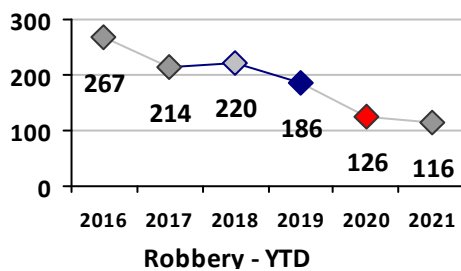
Through 10/10/2021  
Week 40

Citywide												
4 Week Trend 9/13/2021 - 10/10/2021					Past 28 Days 9/13/2021 - 10/10/2021			Year to Date January 1 - October 10				

<b>Violent Crime</b>	Current Week	Last Week	Wk 38	Wk 37	Past 28 Days	Past 28 Days LY	Chg.	Current Year	Last Year	Chg.	Wght. 5yr Avg	Chg.
Homicide	0	1	1	0	2	3	-33%	20	13	54%	11	82%
Sex Offenses, Forcible*	1	1	5	4	11	14	-21%	126	103	22%	154	-18%
Robbery W Firearm	0	1	1	1	3	5	-40%	34	37	-8%	52	-35%
Robbery Other	0	4	4	4	12	24	-50%	81	101	-20%	137	-41%
Agg. Assault W Firearm	2	1	8	1	12	22	-45%	107	98	9%	98	9%
Agg. Assault	2	8	16	11	37	41	-10%	312	370	-16%	346	-10%
<b>Total</b>	<b>5</b>	<b>16</b>	<b>35</b>	<b>21</b>	<b>77</b>	<b>109</b>	<b>-29%</b>	<b>680</b>	<b>722</b>	<b>-6%</b>	<b>799</b>	<b>-15%</b>

<b>Property Crime</b>	Current Week	Last Week	Wk 38	Wk 37	Past 28 Days	Past 28 Days LY	Chg.	Current Year	Last Year	Chg.	Wght. 5yr Avg	Chg.
Burglary	13	13	14	11	51	46	11%	418	570	-27%	665	-37%
MV Theft	9	9	14	16	48	73	-34%	559	409	37%	433	29%
Larceny from MV	22	40	37	37	136	112	21%	1292	1138	14%	1417	-9%
Larceny**	30	50	59	43	182	144	26%	1390	1576	-12%	1811	-23%
<b>Total</b>	<b>74</b>	<b>112</b>	<b>124</b>	<b>107</b>	<b>417</b>	<b>375</b>	<b>11%</b>	<b>3659</b>	<b>3693</b>	<b>-1%</b>	<b>4325</b>	<b>-15%</b>

<b>Other Crime</b>	Current Week	Last Week	Wk 38	Wk 37	Past 28 Days	Past 28 Days LY	Chg.	Current Year	Last Year	Chg.	Wght. 5yr Avg	Chg.
Assault Other	36	46	36	39	157	154	2%	1353	1464	-8%	1615	-16%
Vandalism	23	42	29	27	121	153	-21%	1403	1491	-6%	1586	-12%
Weapons Offenses	0	2	10	5	17	20	-15%	306	245	25%	266	15%
Drug Offenses	0	3	0	2	5	19	-74%	286	367	-22%	578	-51%
Liquor Law Violations	0	0	0	1	1	0	100%	25	6	317%	44	-43%
<b>Total</b>	<b>59</b>	<b>93</b>	<b>75</b>	<b>74</b>	<b>301</b>	<b>346</b>	<b>-13%</b>	<b>3373</b>	<b>3573</b>	<b>-6%</b>	<b>4088</b>	<b>-17%</b>



Figures are preliminary and subject to further analysis and revision

\* Sex Offenses, Forcible includes forcible rape, forcible sodomy, forcible fondling, sexual assault with an object

\*\* Larceny includes shoplifting, pickpocket, pursesnatch, from building, bicycles, motor vehicle parts or accessories, and other.



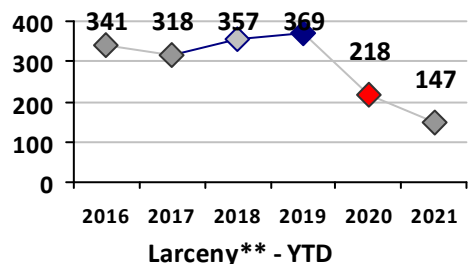
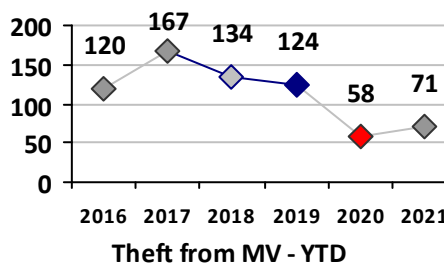
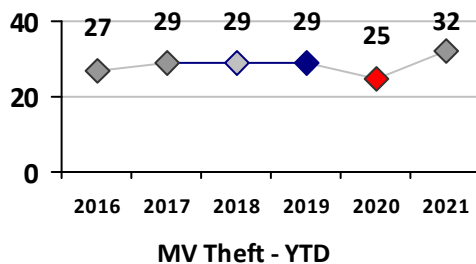
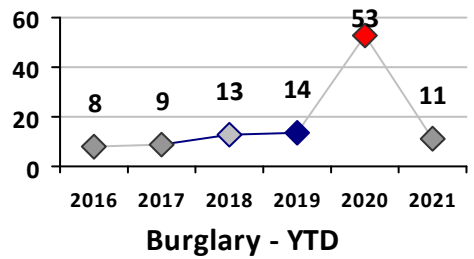
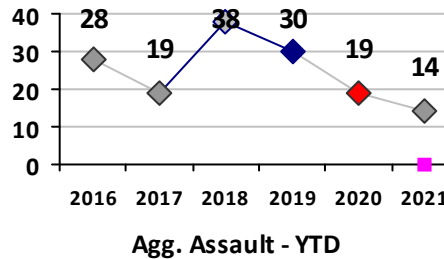
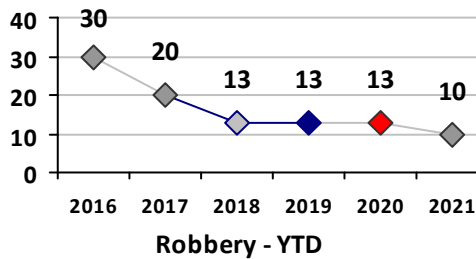
# Part I Crime - Comparison Report

## Providence Police Department

Through 10/10/2021  
Week 40

### District 1


	4 Week Trend 9/13/2021 - 10/10/2021				Past 28 Days 9/13/2021 - 10/10/2021			Year to Date January 1 - October 10				
	Current Week	Last Week	Wk 38	Wk 37	Past 28 Days	Past 28 Days LY	Chg.	Current Year	Last Year	Chg.	Wght. 5yr Avg	Chg.
<b>Violent Crime</b>												
Homicide	0	0	0	0	0	1	--	0	1	-100%	1	--
Sex Offenses, Forcible*	0	0	0	1	1	0	--	13	3	333%	13	0%
Robbery Other	0	0	0	0	0	1	--	7	12	-42%	15	-53%
Robbery W Firearm	0	0	0	0	0	0	--	3	1	200%	1	200%
Agg. Assault	1	1	1	0	3	3	0%	15	20	-25%	25	-40%
Agg. Assault W Firearm	0	0	0	0	0	0	--	0	0	0%	2	--
<b>Total</b>	<b>1</b>	<b>1</b>	<b>1</b>	<b>1</b>	<b>4</b>	<b>5</b>	<b>-20%</b>	<b>38</b>	<b>37</b>	<b>3%</b>	<b>56</b>	<b>-32%</b>
<b>Property Crime</b>												
Burglary	1	0	0	0	1	0	--	12	53	-77%	26	-54%
MV Theft	0	0	1	1	2	4	-50%	32	26	23%	28	14%
Larceny from MV	1	0	1	2	4	7	-43%	72	63	14%	113	-36%
Larceny**	4	8	8	8	28	20	40%	151	225	-33%	316	-52%
<b>Total</b>	<b>6</b>	<b>8</b>	<b>10</b>	<b>11</b>	<b>35</b>	<b>31</b>	<b>13%</b>	<b>267</b>	<b>367</b>	<b>-27%</b>	<b>483</b>	<b>-45%</b>
<b>Other Crime</b>												
Assault Other	5	2	2	4	13	12	8%	100	95	5%	138	-28%
Vandalism	2	0	2	3	7	11	-36%	73	131	-44%	117	-38%
Drug Offenses	0	1	0	1	2	0	--	36	21	71%	41	-12%
Weapons Offenses	0	0	0	1	1	2	-50%	15	10	50%	17	-12%
Liquor Law Violations	0	0	0	0	0	0	--	0	0	0%	5	--
<b>Total</b>	<b>7</b>	<b>3</b>	<b>4</b>	<b>9</b>	<b>23</b>	<b>25</b>	<b>-8%</b>	<b>224</b>	<b>257</b>	<b>-13%</b>	<b>318</b>	<b>-30%</b>



Figures are preliminary and subject to further analysis and revision

\* Sex Offenses, Forcible includes forcible rape, forcible sodomy, forcible fondling, sexual assault with an object

\*\* Larceny includes shoplifting, pickpocket, pursesnatch, from building, bicycles, motor vehicle parts or accessories, and other.



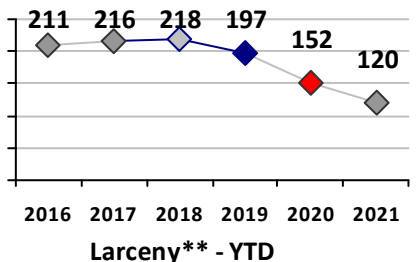
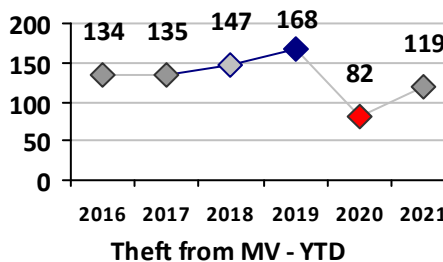
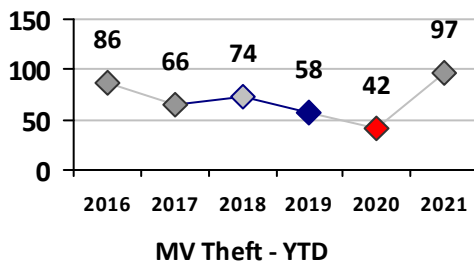
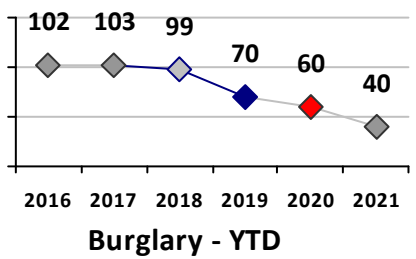
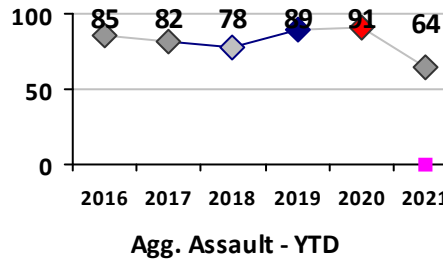
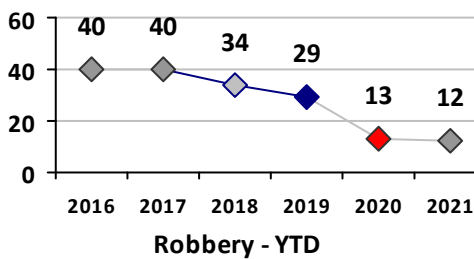
# Part I Crime - Comparison Report

## Providence Police Department

Through 10/10/2021  
Week 40

### District 2


	4 Week Trend 9/13/2021 - 10/10/2021				Past 28 Days 9/13/2021 - 10/10/2021			Year to Date January 1 - October 10				
	Current Week	Last Week	Wk 38	Wk 37	Past 28 Days	Past 28 Days LY	Chg.	Current Year	Last Year	Chg.	Wght. 5yr Avg	Chg.
<b>Violent Crime</b>												
Homicide	0	0	0	0	0	0	--	6	0	600%	2	200%
Sex Offenses, Forcible*	0	0	0	1	1	4	-75%	16	18	-11%	29	-45%
Robbery Other	0	0	0	0	0	2	--	7	10	-30%	20	-65%
Robbery W Firearm	0	0	1	0	1	1	0%	5	4	25%	8	-38%
Agg. Assault	0	4	4	0	8	7	14%	45	74	-39%	67	-33%
Agg. Assault W Firearm	2	0	0	1	3	5	-40%	20	22	-9%	24	-17%
<b>Total</b>	<b>2</b>	<b>4</b>	<b>5</b>	<b>2</b>	<b>13</b>	<b>19</b>	<b>-32%</b>	<b>99</b>	<b>128</b>	<b>-23%</b>	<b>148</b>	<b>-33%</b>
<b>Property Crime</b>												
Burglary	1	1	0	0	2	8	-75%	41	62	-34%	81	-49%
MV Theft	2	1	1	1	5	14	-64%	99	50	98%	64	55%
Larceny from MV	1	8	5	7	21	11	91%	120	84	43%	133	-10%
Larceny**	3	6	6	2	17	13	31%	123	155	-21%	195	-37%
<b>Total</b>	<b>7</b>	<b>16</b>	<b>12</b>	<b>10</b>	<b>45</b>	<b>46</b>	<b>-2%</b>	<b>383</b>	<b>351</b>	<b>9%</b>	<b>472</b>	<b>-19%</b>
<b>Other Crime</b>												
Assault Other	3	4	6	8	21	20	5%	210	243	-14%	268	-22%
Vandalism	2	5	2	1	10	22	-55%	133	184	-28%	197	-32%
Drug Offenses	0	0	0	0	0	3	--	40	74	-46%	95	-58%
Weapons Offenses	0	0	3	1	4	5	-20%	40	51	-22%	57	-30%
Liquor Law Violations	0	0	0	0	0	0	--	1	1	0%	1	0%
<b>Total</b>	<b>5</b>	<b>9</b>	<b>11</b>	<b>10</b>	<b>35</b>	<b>50</b>	<b>-30%</b>	<b>424</b>	<b>553</b>	<b>-23%</b>	<b>617</b>	<b>-31%</b>



Figures are preliminary and subject to further analysis and revision

\* Sex Offenses, Forcible includes forcible rape, forcible sodomy, forcible fondling, sexual assault with an object

\*\* Larceny includes shoplifting, pickpocket, pursesnatch, from building, bicycles, motor vehicle parts or accessories, and other.



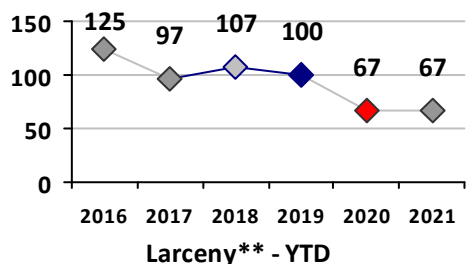
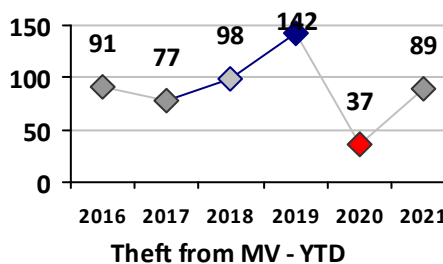
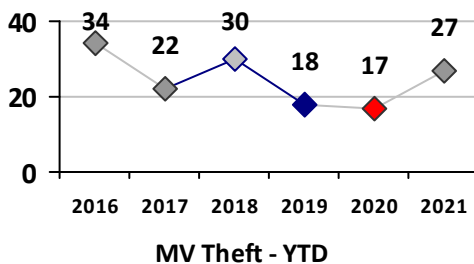
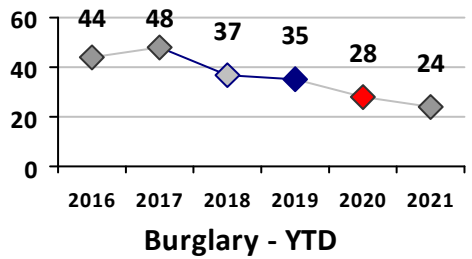
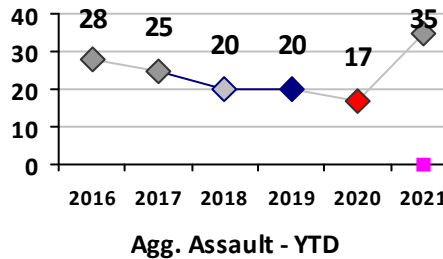
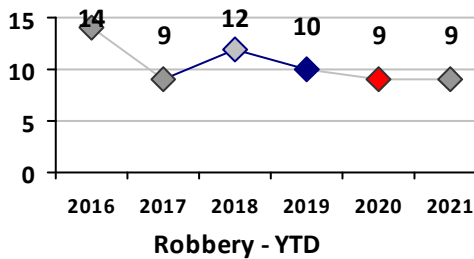
# Part I Crime - Comparison Report

## Providence Police Department

Through 10/10/2021  
Week 40

### District 3


	4 Week Trend 9/13/2021 - 10/10/2021				Past 28 Days 9/13/2021 - 10/10/2021			Year to Date January 1 - October 10				
	Current Week	Last Week	Wk 38	Wk 37	Past 28 Days	Past 28 Days LY	Chg.	Current Year	Last Year	Chg.	Wght. 5yr Avg	Chg.
<b>Violent Crime</b>												
Homicide	0	0	0	0	0	0	--	1	3	-67%	2	-50%
Sex Offenses, Forcible*	0	0	1	0	1	0	--	7	5	40%	7	0%
Robbery Other	0	0	0	1	1	1	0%	6	7	-14%	5	20%
Robbery W Firearm	0	0	0	0	0	0	--	3	2	50%	5	-40%
Agg. Assault	0	0	0	2	2	1	100%	18	12	50%	14	29%
Agg. Assault W Firearm	0	0	0	0	0	0	--	17	5	240%	7	143%
<b>Total</b>	<b>0</b>	<b>0</b>	<b>1</b>	<b>3</b>	<b>4</b>	<b>2</b>	<b>100%</b>	<b>52</b>	<b>34</b>	<b>53%</b>	<b>40</b>	<b>30%</b>
<b>Property Crime</b>												
Burglary	1	2	1	0	4	1	300%	25	29	-14%	37	-32%
MV Theft	1	2	0	0	3	1	200%	28	17	65%	22	27%
Larceny from MV	2	5	4	3	14	4	250%	91	38	139%	91	0%
Larceny**	2	1	2	3	8	7	14%	71	68	4%	95	-25%
<b>Total</b>	<b>6</b>	<b>10</b>	<b>7</b>	<b>6</b>	<b>29</b>	<b>13</b>	<b>123%</b>	<b>215</b>	<b>152</b>	<b>41%</b>	<b>245</b>	<b>-12%</b>
<b>Other Crime</b>												
Assault Other	1	0	0	2	3	3	0%	67	82	-18%	91	-26%
Vandalism	2	2	0	0	4	11	-64%	93	85	9%	92	1%
Drug Offenses	0	1	0	0	1	4	-75%	10	18	-44%	43	-77%
Weapons Offenses	0	1	0	0	1	0	--	20	7	186%	14	43%
Liquor Law Violations	0	0	0	0	0	0	--	1	1	0%	1	0%
<b>Total</b>	<b>3</b>	<b>4</b>	<b>0</b>	<b>2</b>	<b>9</b>	<b>18</b>	<b>-50%</b>	<b>191</b>	<b>193</b>	<b>-1%</b>	<b>240</b>	<b>-20%</b>



Figures are preliminary and subject to further analysis and revision

\* Sex Offenses, Forcible includes forcible rape, forcible sodomy, forcible fondling, sexual assault with an object

\*\* Larceny includes shoplifting, pickpocket, pursesnatch, from building, bicycles, motor vehicle parts or accessories, and other.



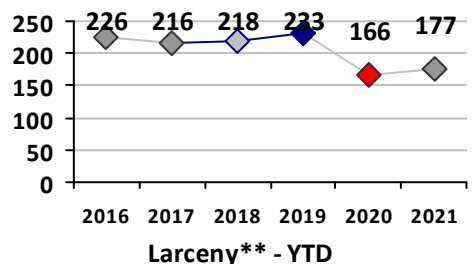
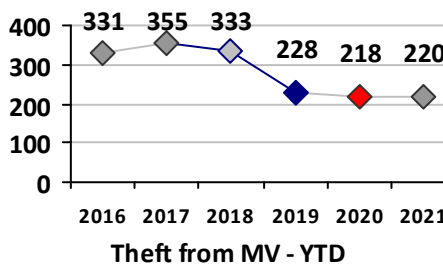
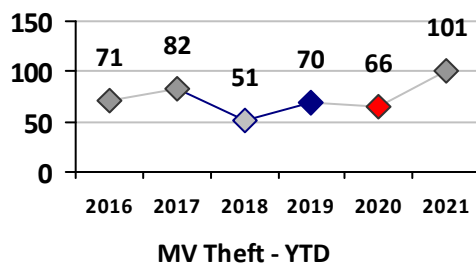
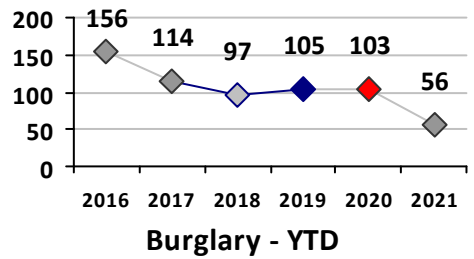
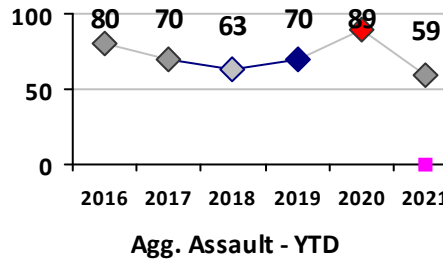
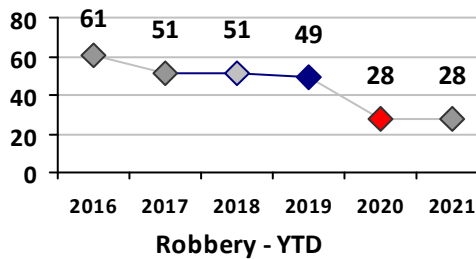
# Part I Crime - Comparison Report

## Providence Police Department

Through 10/10/2021  
Week 40

### District 4


	4 Week Trend 9/13/2021 - 10/10/2021				Past 28 Days 9/13/2021 - 10/10/2021			Year to Date January 1 - October 10				
	Current Week	Last Week	Wk 38	Wk 37	Past 28 Days	Past 28 Days LY	Chg.	Current Year	Last Year	Chg.	Wght. 5yr Avg	Chg.
<b>Violent Crime</b>												
Homicide	0	0	1	0	1	1	0%	3	3	0%	3	0%
Sex Offenses, Forcible*	1	1	1	1	4	1	300%	24	9	167%	29	-17%
Robbery Other	0	0	1	2	3	7	-57%	21	23	-9%	35	-40%
Robbery W Firearm	0	0	0	0	0	0	--	7	7	0%	10	-30%
Agg. Assault	0	1	3	3	7	8	-13%	49	83	-41%	65	-25%
Agg. Assault W Firearm	0	0	5	0	5	3	67%	11	11	0%	14	-21%
<b>Total</b>	<b>1</b>	<b>2</b>	<b>11</b>	<b>6</b>	<b>20</b>	<b>20</b>	<b>0%</b>	<b>115</b>	<b>136</b>	<b>-15%</b>	<b>154</b>	<b>-25%</b>
<b>Property Crime</b>												
Burglary	1	1	5	2	9	5	80%	57	104	-45%	111	-49%
MV Theft	2	5	4	4	15	9	67%	103	67	54%	69	49%
Larceny from MV	7	1	4	6	18	32	-44%	227	234	-3%	282	-20%
Larceny**	4	3	6	5	18	17	6%	181	170	6%	211	-14%
<b>Total</b>	<b>14</b>	<b>10</b>	<b>19</b>	<b>17</b>	<b>60</b>	<b>63</b>	<b>-5%</b>	<b>568</b>	<b>575</b>	<b>-1%</b>	<b>672</b>	<b>-15%</b>
<b>Other Crime</b>												
Assault Other	8	5	1	8	22	28	-21%	204	260	-22%	277	-26%
Vandalism	5	2	7	1	15	30	-50%	207	227	-9%	252	-18%
Drug Offenses	0	0	0	0	0	5	--	73	89	-18%	142	-49%
Weapons Offenses	0	1	6	0	7	3	133%	68	32	113%	43	58%
Liquor Law Violations	0	0	0	0	0	0	--	1	0	100%	2	-50%
<b>Total</b>	<b>13</b>	<b>8</b>	<b>14</b>	<b>9</b>	<b>44</b>	<b>66</b>	<b>-33%</b>	<b>553</b>	<b>608</b>	<b>-9%</b>	<b>715</b>	<b>-23%</b>



Figures are preliminary and subject to further analysis and revision

\* Sex Offenses, Forcible includes forcible rape, forcible sodomy, forcible fondling, sexual assault with an object

\*\* Larceny includes shoplifting, pickpocket, pursesnatch, from building, bicycles, motor vehicle parts or accessories, and other.



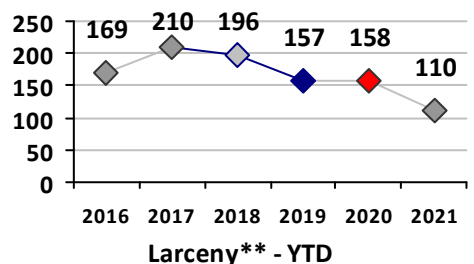
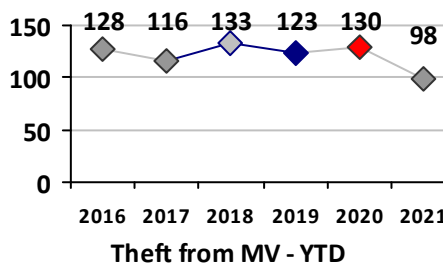
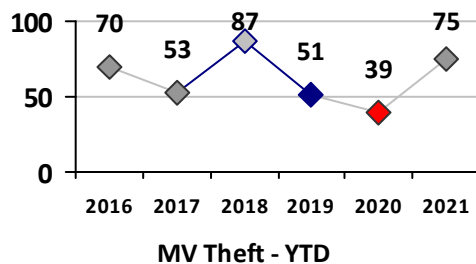
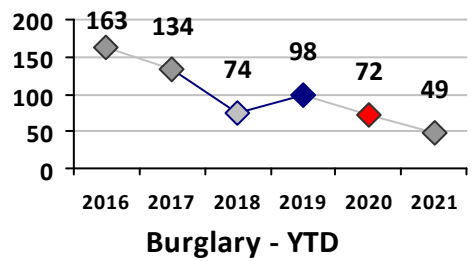
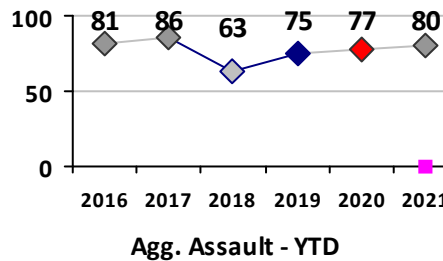
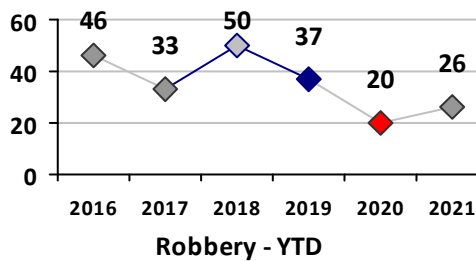
# Part I Crime - Comparison Report

## Providence Police Department

Through 10/10/2021  
Week 40

### District 5


	4 Week Trend 9/13/2021 - 10/10/2021				Past 28 Days 9/13/2021 - 10/10/2021			Year to Date January 1 - October 10				
	Current Week	Last Week	Wk 38	Wk 37	Past 28 Days	Past 28 Days LY	Chg.	Current Year	Last Year	Chg.	Wght. 5yr Avg	Chg.
<b>Violent Crime</b>												
Homicide	0	0	0	0	0	0	--	2	1	100%	1	100%
Sex Offenses, Forcible*	0	0	2	1	3	5	-40%	18	22	-18%	25	-28%
Robbery Other	0	1	2	0	3	2	50%	21	15	40%	25	-16%
Robbery W Firearm	0	0	0	1	1	1	0%	4	7	-43%	10	-60%
Agg. Assault	1	0	3	0	4	5	-20%	64	66	-3%	62	3%
Agg. Assault W Firearm	0	0	2	0	2	4	-50%	17	15	13%	16	6%
<b>Total</b>	<b>1</b>	<b>1</b>	<b>9</b>	<b>2</b>	<b>13</b>	<b>17</b>	<b>-24%</b>	<b>126</b>	<b>126</b>	<b>0%</b>	<b>139</b>	<b>-9%</b>
<b>Property Crime</b>												
Burglary	2	3	2	2	9	6	50%	51	75	-32%	96	-47%
MV Theft	2	0	2	1	5	11	-55%	77	41	88%	57	35%
Larceny from MV	2	1	1	2	6	7	-14%	100	134	-25%	133	-25%
Larceny**	4	2	3	0	9	12	-25%	115	161	-29%	178	-35%
<b>Total</b>	<b>10</b>	<b>6</b>	<b>8</b>	<b>5</b>	<b>29</b>	<b>36</b>	<b>-19%</b>	<b>343</b>	<b>411</b>	<b>-17%</b>	<b>463</b>	<b>-26%</b>
<b>Other Crime</b>												
Assault Other	9	6	8	5	28	34	-18%	253	227	11%	253	0%
Vandalism	3	2	2	1	8	26	-69%	185	211	-12%	241	-23%
Drug Offenses	0	0	0	0	0	2	--	46	58	-21%	97	-53%
Weapons Offenses	0	0	0	0	0	0	--	51	62	-18%	45	13%
Liquor Law Violations	0	0	0	0	0	0	--	1	1	0%	1	0%
<b>Total</b>	<b>12</b>	<b>8</b>	<b>10</b>	<b>6</b>	<b>36</b>	<b>62</b>	<b>-42%</b>	<b>536</b>	<b>559</b>	<b>-4%</b>	<b>636</b>	<b>-16%</b>



Figures are preliminary and subject to further analysis and revision

\* Sex Offenses, Forcible includes forcible rape, forcible sodomy, forcible fondling, sexual assault with an object

\*\* Larceny includes shoplifting, pickpocket, pursesnatch, from building, bicycles, motor vehicle parts or accessories, and other.



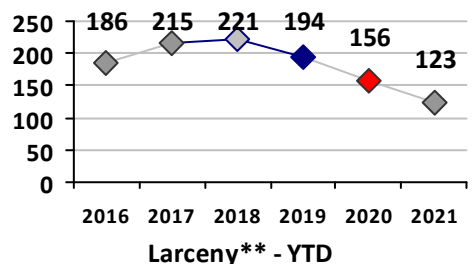
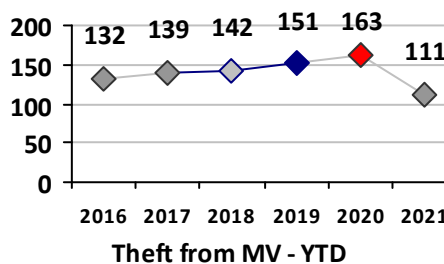
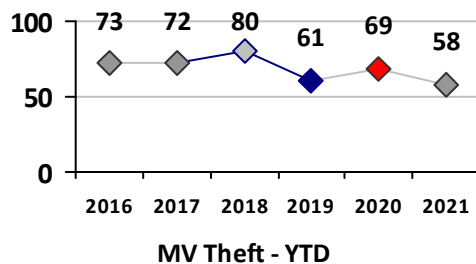
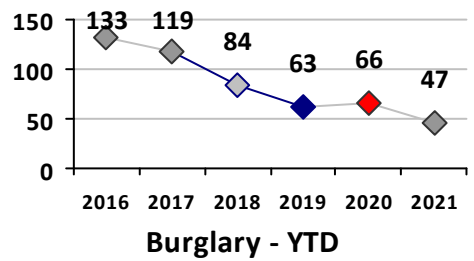
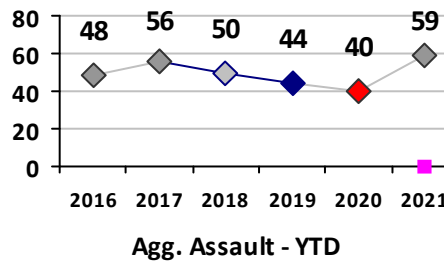
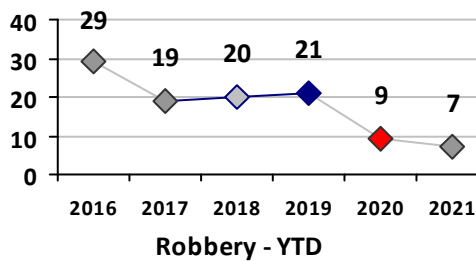
# Part I Crime - Comparison Report

## Providence Police Department

Through 10/10/2021  
Week 40

### District 6

	4 Week Trend 9/13/2021 - 10/10/2021				Past 28 Days 9/13/2021 - 10/10/2021			Year to Date January 1 - October 10				
	Current Week	Last Week	Wk 38	Wk 37	Past 28 Days	Past 28 Days LY	Chg.	Current Year	Last Year	Chg.	Wght. 5yr Avg	Chg.
<b>Violent Crime</b>												
Homicide	0	0	0	0	0	0	--	2	2	0%	2	0%
Sex Offenses, Forcible*	0	0	0	0	0	0	--	12	13	-8%	13	-8%
Robbery Other	0	0	0	0	0	2	--	4	7	-43%	12	-67%
Robbery W Firearm	0	0	0	0	0	2	--	3	4	-25%	6	-50%
Agg. Assault	0	0	1	2	3	7	-57%	42	30	40%	37	14%
Agg. Assault W Firearm	0	0	0	0	0	0	--	17	10	70%	10	70%
<b>Total</b>	<b>0</b>	<b>0</b>	<b>1</b>	<b>2</b>	<b>3</b>	<b>11</b>	<b>-73%</b>	<b>80</b>	<b>66</b>	<b>21%</b>	<b>79</b>	<b>1%</b>
<b>Property Crime</b>												
Burglary	1	2	0	0	3	12	-75%	48	69	-30%	83	-42%
MV Theft	1	0	1	3	5	16	-69%	59	74	-20%	72	-18%
Larceny from MV	1	2	4	1	8	16	-50%	112	166	-33%	155	-28%
Larceny**	2	3	5	6	16	12	33%	125	159	-21%	194	-36%
<b>Total</b>	<b>5</b>	<b>7</b>	<b>10</b>	<b>10</b>	<b>32</b>	<b>56</b>	<b>-43%</b>	<b>344</b>	<b>468</b>	<b>-26%</b>	<b>504</b>	<b>-32%</b>
<b>Other Crime</b>												
Assault Other	1	6	7	4	18	16	13%	146	171	-15%	177	-18%
Vandalism	1	1	3	2	7	14	-50%	126	174	-28%	182	-31%
Drug Offenses	0	0	0	1	1	4	-75%	22	41	-46%	48	-54%
Weapons Offenses	0	0	0	2	2	5	-60%	36	32	13%	26	38%
Liquor Law Violations	0	0	0	0	0	0	--	3	0	300%	1	200%
<b>Total</b>	<b>2</b>	<b>7</b>	<b>10</b>	<b>9</b>	<b>28</b>	<b>39</b>	<b>-28%</b>	<b>333</b>	<b>418</b>	<b>-20%</b>	<b>434</b>	<b>-23%</b>



Figures are preliminary and subject to further analysis and revision

\* Sex Offenses, Forcible includes forcible rape, forcible sodomy, forcible fondling, sexual assault with an object

\*\* Larceny includes shoplifting, pickpocket, pursesnatch, from building, bicycles, motor vehicle parts or accessories, and other.





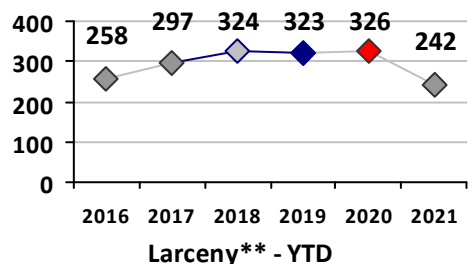
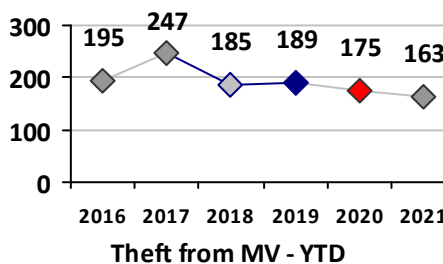
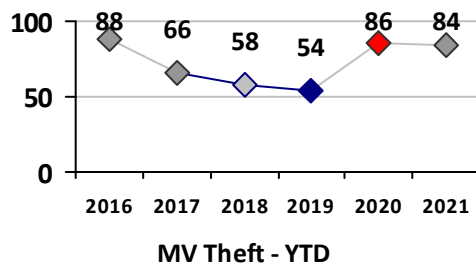
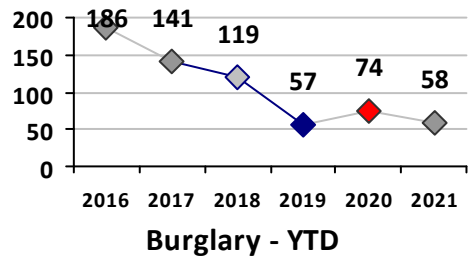
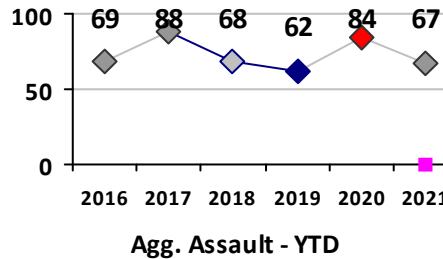
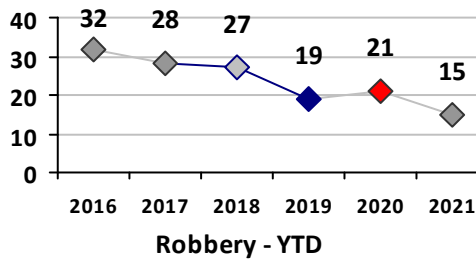
# Part I Crime - Comparison Report

## Providence Police Department

Through 10/10/2021  
Week 40

### District 7

	4 Week Trend 9/13/2021 - 10/10/2021				Past 28 Days 9/13/2021 - 10/10/2021			Year to Date January 1 - October 10				
	Current Week	Last Week	Wk 38	Wk 37	Past 28 Days	Past 28 Days LY	Chg.	Current Year	Last Year	Chg.	Wght. 5yr Avg	Chg.
<b>Violent Crime</b>												
Homicide	0	1	0	0	1	1	0%	5	3	67%	2	150%
Sex Offenses, Forcible*	0	0	0	0	0	4	--	18	19	-5%	20	-10%
Robbery Other	0	3	0	1	4	5	-20%	10	14	-29%	15	-33%
Robbery W Firearm	0	0	0	0	0	0	--	5	9	-44%	9	-44%
Agg. Assault	0	2	4	2	8	8	0%	47	64	-27%	58	-19%
Agg. Assault W Firearm	0	1	1	0	2	9	-78%	20	23	-13%	19	5%
<b>Total</b>	<b>0</b>	<b>7</b>	<b>5</b>	<b>3</b>	<b>15</b>	<b>27</b>	<b>-44%</b>	<b>105</b>	<b>132</b>	<b>-20%</b>	<b>123</b>	<b>-15%</b>
<b>Property Crime</b>												
Burglary	1	0	2	2	5	4	25%	59	74	-20%	100	-41%
MV Theft	1	0	2	4	7	10	-30%	85	91	-7%	72	18%
Larceny from MV	2	2	4	5	13	14	-7%	165	180	-8%	197	-16%
Larceny**	6	5	3	7	21	27	-22%	248	334	-26%	329	-25%
<b>Total</b>	<b>10</b>	<b>7</b>	<b>11</b>	<b>18</b>	<b>46</b>	<b>55</b>	<b>-16%</b>	<b>557</b>	<b>679</b>	<b>-18%</b>	<b>697</b>	<b>-20%</b>
<b>Other Crime</b>												
Assault Other	7	15	9	6	37	28	32%	264	282	-6%	291	-9%
Vandalism	5	6	4	4	19	25	-24%	222	280	-21%	296	-25%
Drug Offenses	0	1	0	0	1	1	0%	44	37	19%	84	-48%
Weapons Offenses	0	0	1	1	2	4	-50%	51	37	38%	51	0%
Liquor Law Violations	0	0	0	1	1	0	--	18	3	500%	31	-42%
<b>Total</b>	<b>12</b>	<b>22</b>	<b>14</b>	<b>12</b>	<b>60</b>	<b>58</b>	<b>3%</b>	<b>599</b>	<b>639</b>	<b>-6%</b>	<b>752</b>	<b>-20%</b>



Figures are preliminary and subject to further analysis and revision

\* Sex Offenses, Forcible includes forcible rape, forcible sodomy, forcible fondling, sexual assault with an object

\*\* Larceny includes shoplifting, pickpocket, pursesnatch, from building, bicycles, motor vehicle parts or accessories, and other.





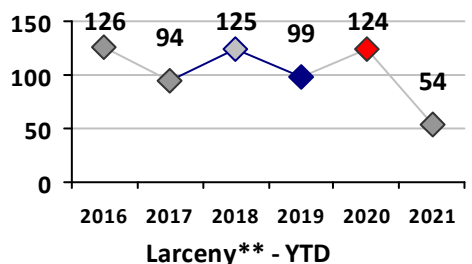
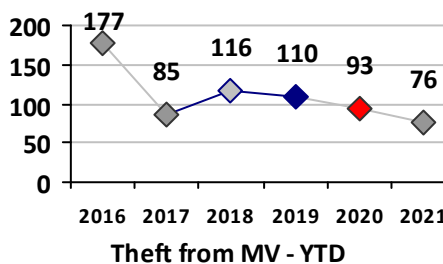
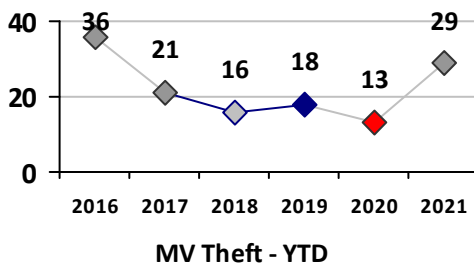
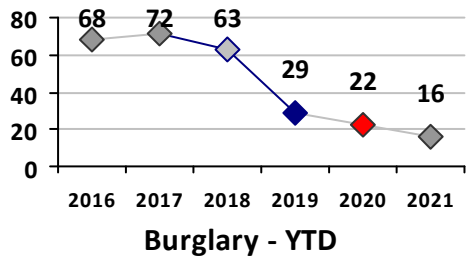
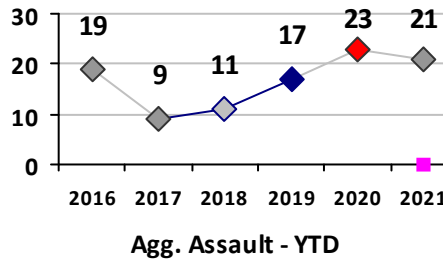
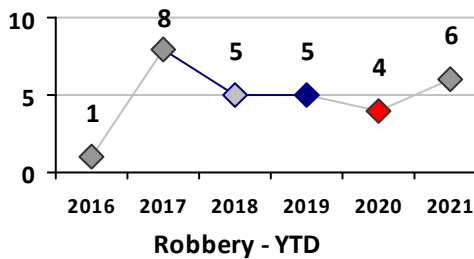
# Part I Crime - Comparison Report

## Providence Police Department

Through 10/10/2021  
Week 40

### District 8

	4 Week Trend 9/13/2021 - 10/10/2021				Past 28 Days 9/13/2021 - 10/10/2021			Year to Date January 1 - October 10				
	Current Week	Last Week	Wk 38	Wk 37	Past 28 Days	Past 28 Days LY	Chg.	Current Year	Last Year	Chg.	Wght. 5yr Avg	Chg.
<b>Violent Crime</b>												
Homicide	0	0	0	0	0	0	--	1	0	100%	0	--
Sex Offenses, Forcible*	0	0	1	0	1	0	--	10	6	67%	8	25%
Robbery Other	0	0	1	0	1	2	-50%	5	4	25%	4	25%
Robbery W Firearm	0	0	0	0	0	0	--	1	2	-50%	1	0%
Agg. Assault	0	0	0	1	1	2	-50%	17	16	6%	13	31%
Agg. Assault W Firearm	0	0	0	0	0	1	--	4	7	-43%	4	0%
<b>Total</b>	<b>0</b>	<b>0</b>	<b>2</b>	<b>1</b>	<b>3</b>	<b>5</b>	<b>-40%</b>	<b>38</b>	<b>35</b>	<b>9%</b>	<b>31</b>	<b>23%</b>
<b>Property Crime</b>												
Burglary	0	0	0	0	0	4	--	16	23	-30%	43	-63%
MV Theft	0	0	2	1	3	3	0%	29	15	93%	18	61%
Larceny from MV	2	3	2	0	7	3	133%	78	94	-17%	110	-29%
Larceny**	0	3	3	1	7	13	-46%	54	129	-58%	119	-55%
<b>Total</b>	<b>2</b>	<b>6</b>	<b>7</b>	<b>2</b>	<b>17</b>	<b>23</b>	<b>-26%</b>	<b>177</b>	<b>261</b>	<b>-32%</b>	<b>289</b>	<b>-39%</b>
<b>Other Crime</b>												
Assault Other	1	5	3	2	11	3	267%	59	53	11%	63	-6%
Vandalism	0	1	0	2	3	6	-50%	56	80	-30%	88	-36%
Drug Offenses	0	0	0	0	0	0	--	4	6	-33%	9	-56%
Weapons Offenses	0	0	0	0	0	0	--	8	7	14%	6	33%
Liquor Law Violations	0	0	0	0	0	0	--	0	0	0%	0	--
<b>Total</b>	<b>1</b>	<b>6</b>	<b>3</b>	<b>4</b>	<b>14</b>	<b>9</b>	<b>56%</b>	<b>127</b>	<b>146</b>	<b>-13%</b>	<b>166</b>	<b>-23%</b>



Figures are preliminary and subject to further analysis and revision

\* Sex Offenses, Forcible includes forcible rape, forcible sodomy, forcible fondling, sexual assault with an object

\*\* Larceny includes shoplifting, pickpocket, pursesnatch, from building, bicycles, motor vehicle parts or accessories, and other.



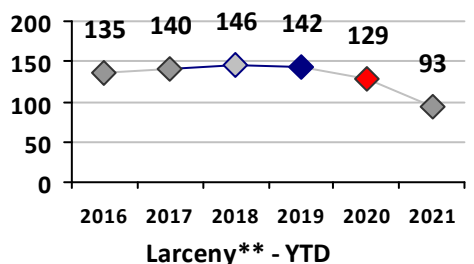
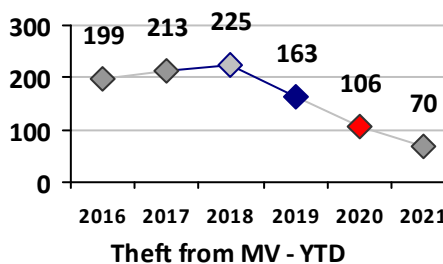
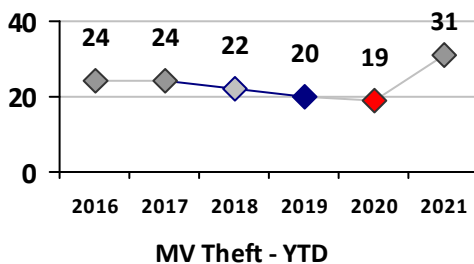
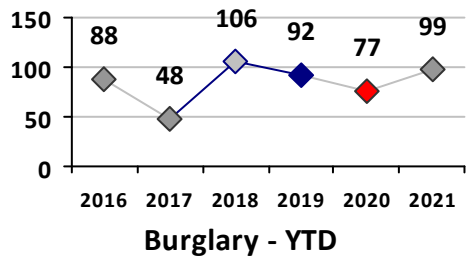
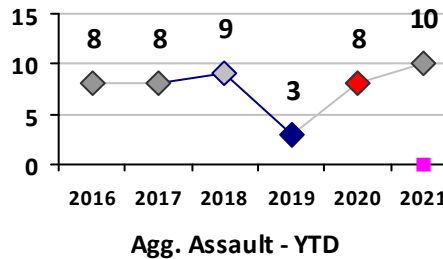
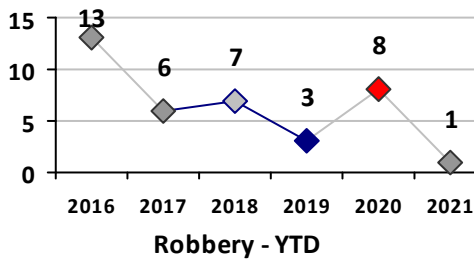
# Part I Crime - Comparison Report

## Providence Police Department

Through 10/10/2021  
Week 40

### District 9

	4 Week Trend 9/13/2021 - 10/10/2021				Past 28 Days 9/13/2021 - 10/10/2021			Year to Date January 1 - October 10				
	Current Week	Last Week	Wk 38	Wk 37	Past 28 Days	Past 28 Days LY	Chg.	Current Year	Last Year	Chg.	Wght. 5yr Avg	Chg.
<b>Violent Crime</b>												
Homicide	0	0	0	0	0	0	--	0	0	0%	0	--
Sex Offenses, Forcible*	0	0	0	0	0	0	--	4	3	33%	5	-20%
Robbery Other	0	0	0	0	0	1	--	0	7	-100%	5	--
Robbery W Firearm	0	0	0	0	0	1	--	1	1	0%	2	-50%
Agg. Assault	0	0	0	1	1	0	--	10	3	233%	5	100%
Agg. Assault W Firearm	0	0	0	0	0	0	--	0	5	-100%	3	--
<b>Total</b>	<b>0</b>	<b>0</b>	<b>0</b>	<b>1</b>	<b>1</b>	<b>2</b>	<b>-50%</b>	<b>15</b>	<b>19</b>	<b>-21%</b>	<b>18</b>	<b>-17%</b>
<b>Property Crime</b>												
Burglary	5	4	3	5	17	6	183%	104	79	32%	86	21%
MV Theft	0	0	0	0	0	4	--	31	20	55%	22	41%
Larceny from MV	3	3	4	1	11	17	-35%	73	113	-35%	171	-57%
Larceny**	4	0	6	3	13	17	-24%	97	138	-30%	143	-32%
<b>Total</b>	<b>12</b>	<b>7</b>	<b>13</b>	<b>9</b>	<b>41</b>	<b>44</b>	<b>-7%</b>	<b>305</b>	<b>350</b>	<b>-13%</b>	<b>421</b>	<b>-28%</b>
<b>Other Crime</b>												
Assault Other	1	1	0	0	2	6	-67%	33	38	-13%	42	-21%
Vandalism	3	0	1	1	5	4	25%	60	90	-33%	90	-33%
Drug Offenses	0	0	0	0	0	0	--	9	11	-18%	11	-18%
Weapons Offenses	0	0	0	0	0	1	--	17	7	143%	5	240%
Liquor Law Violations	0	0	0	0	0	0	--	0	0	0%	1	--
<b>Total</b>	<b>4</b>	<b>1</b>	<b>1</b>	<b>1</b>	<b>7</b>	<b>11</b>	<b>-36%</b>	<b>119</b>	<b>146</b>	<b>-18%</b>	<b>149</b>	<b>-20%</b>



Figures are preliminary and subject to further analysis and revision

\* Sex Offenses, Forcible includes forcible rape, forcible sodomy, forcible fondling, sexual assault with an object

\*\* Larceny includes shoplifting, pickpocket, pursesnatch, from building, bicycles, motor vehicle parts or accessories, and other.