

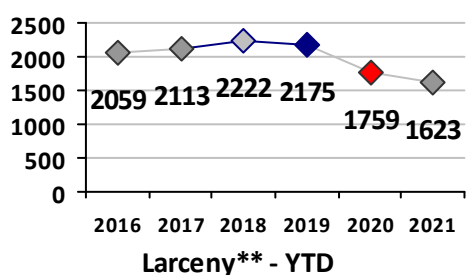
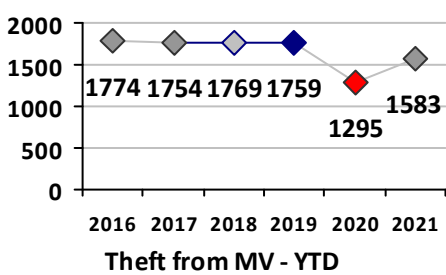
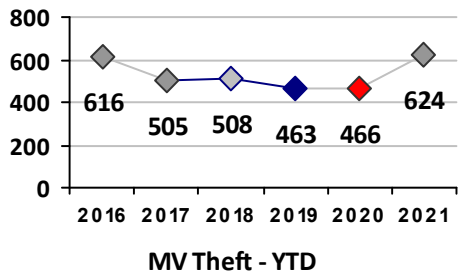
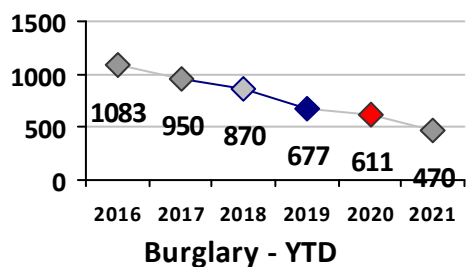
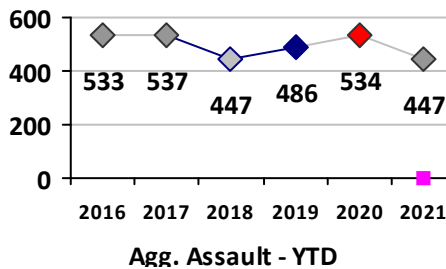
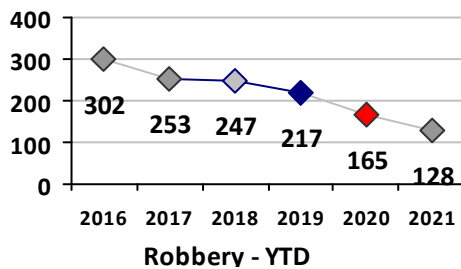
Part I Crime - Comparison Report

Providence Police Department

Through 11/14/2021
Week 45

Citywide


	4 Week Trend 10/18/2021 - 11/14/2021				Past 28 Days 10/18/2021 - 11/14/2021			Year to Date January 1 - November 14				
	Current Week	Last Week	Wk 43	Wk 42	Past 28 Days	Past 28 Days LY	Chg.	Current Year	Last Year	Chg.	Wght. 5yr Avg	Chg.
Violent Crime												
Homicide	0	0	0	0	0	1	-100%	21	15	40%	13	62%
Sex Offenses, Forcible*	2	3	1	8	14	20	-30%	141	125	13%	176	-20%
Robbery W Firearm	0	2	1	0	3	8	-63%	38	48	-21%	62	-39%
Robbery Other	4	3	0	1	8	14	-43%	90	117	-23%	155	-42%
Agg. Assault W Firearm	3	3	1	2	9	8	13%	117	113	4%	112	4%
Agg. Assault	3	5	4	8	20	46	-57%	330	423	-22%	395	-16%
Total	12	16	7	19	54	97	-44%	737	841	-12%	912	-19%
Property Crime												
Burglary	10	12	10	13	45	32	41%	470	615	-24%	761	-38%
MV Theft	11	14	11	13	49	43	14%	624	469	33%	492	27%
Larceny from MV	34	72	60	56	222	127	75%	1583	1298	22%	1614	-2%
Larceny**	37	37	42	60	176	157	12%	1623	1767	-8%	2038	-20%
Total	92	135	123	142	492	359	37%	4300	4149	4%	4904	-12%
Other Crime												
Assault Other	36	36	34	46	152	126	21%	1535	1624	-5%	1814	-15%
Vandalism	28	54	58	50	190	157	21%	1656	1684	-2%	1809	-8%
Weapons Offenses	9	8	5	2	24	25	-4%	331	286	16%	302	10%
Drug Offenses	20	3	4	5	32	17	88%	320	391	-18%	633	-49%
Liquor Law Violations	0	3	0	0	3	2	50%	29	8	263%	54	-46%
Total	93	104	101	103	401	327	23%	3871	3993	-3%	4612	-16%



Figures are preliminary and subject to further analysis and revision

* Sex Offenses, Forcible includes forcible rape, forcible sodomy, forcible fondling, sexual assault with an object

** Larceny includes shoplifting, pickpocket, pursesnatch, from building, bicycles, motor vehicle parts or accessories, and other.



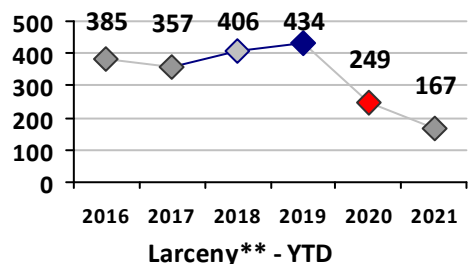
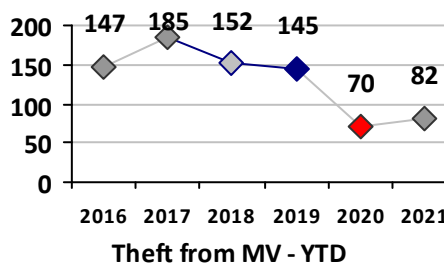
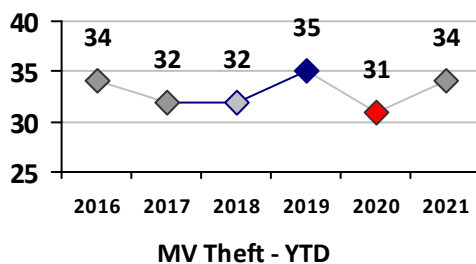
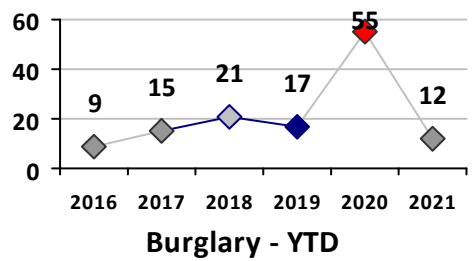
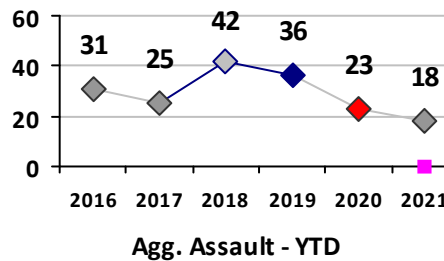
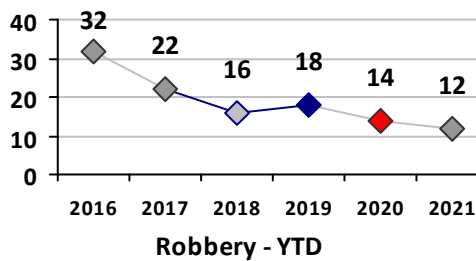
Part I Crime - Comparison Report

Providence Police Department

Through 11/14/2021
Week 45

District 1


	4 Week Trend 10/18/2021 - 11/14/2021				Past 28 Days 10/18/2021 - 11/14/2021			Year to Date January 1 - November 14				
	Current Week	Last Week	Wk 43	Wk 42	Past 28 Days	Past 28 Days LY	Chg.	Current Year	Last Year	Chg.	Wght. 5yr Avg	Chg.
Violent Crime												
Homicide	0	0	0	0	0	0	--	0	1	-100%	1	--
Sex Offenses, Forcible*	0	0	0	0	0	0	--	13	3	333%	13	0%
Robbery Other	1	1	0	0	2	1	100%	9	13	-31%	17	-47%
Robbery W Firearm	0	0	0	0	0	0	--	3	1	200%	1	200%
Agg. Assault	0	0	0	1	1	2	-50%	18	23	-22%	29	-38%
Agg. Assault W Firearm	0	0	0	0	0	0	--	0	0	0%	2	--
Total	1	1	0	1	3	3	0%	43	41	5%	62	-31%
Property Crime												
Burglary	0	0	0	0	0	1	--	12	55	-78%	30	-60%
MV Theft	0	0	0	1	1	5	-80%	34	32	6%	33	3%
Larceny from MV	3	4	0	0	7	7	0%	82	72	14%	128	-36%
Larceny**	4	4	5	2	15	16	-6%	167	249	-33%	354	-53%
Total	7	8	5	3	23	29	-21%	295	408	-28%	545	-46%
Other Crime												
Assault Other	2	1	6	4	13	4	225%	118	101	17%	156	-24%
Vandalism	0	0	2	1	3	4	-25%	76	136	-44%	129	-41%
Drug Offenses	0	0	0	0	0	2	--	36	23	57%	46	-22%
Weapons Offenses	0	0	0	0	0	0	--	15	11	36%	20	-25%
Liquor Law Violations	0	0	0	0	0	0	--	0	0	0%	6	--
Total	2	1	8	5	16	10	60%	245	271	-10%	357	-31%



Figures are preliminary and subject to further analysis and revision

* Sex Offenses, Forcible includes forcible rape, forcible sodomy, forcible fondling, sexual assault with an object

** Larceny includes shoplifting, pickpocket, pursesnatch, from building, bicycles, motor vehicle parts or accessories, and other.



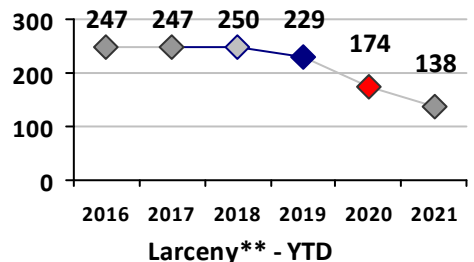
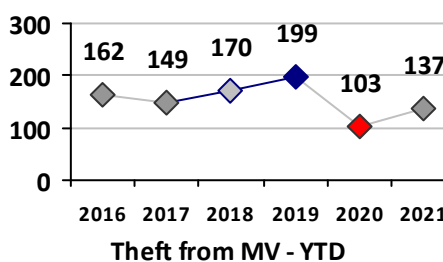
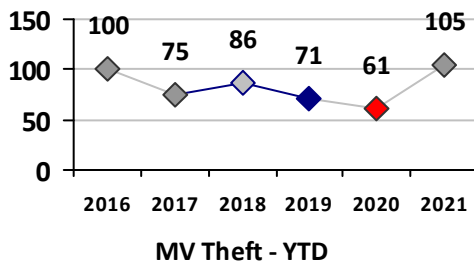
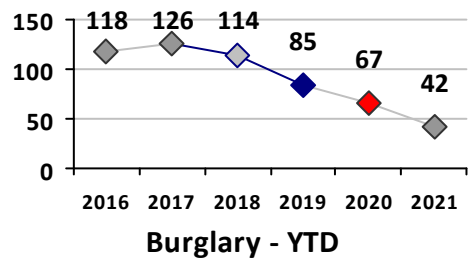
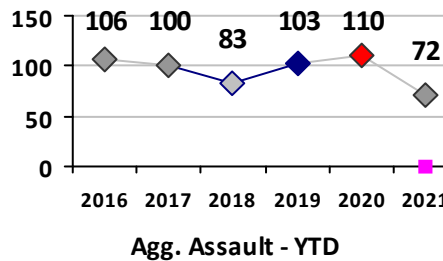
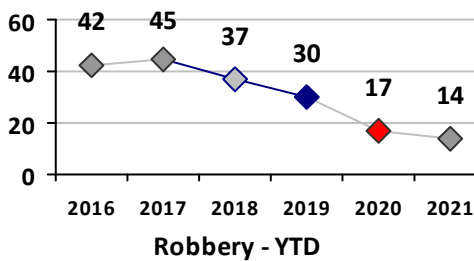
Part I Crime - Comparison Report

Providence Police Department

Through 11/14/2021
Week 45

District 2

	4 Week Trend 10/18/2021 - 11/14/2021				Past 28 Days 10/18/2021 - 11/14/2021			Year to Date January 1 - November 14				
	Current Week	Last Week	Wk 43	Wk 42	Past 28 Days	Past 28 Days LY	Chg.	Current Year	Last Year	Chg.	Wght. 5yr Avg	Chg.
Violent Crime												
Homicide	0	0	0	0	0	1	--	6	1	500%	2	200%
Sex Offenses, Forcible*	0	1	0	0	1	3	-67%	18	21	-14%	33	-45%
Robbery Other	1	0	0	0	1	2	-50%	8	13	-38%	22	-64%
Robbery W Firearm	0	0	1	0	1	0	--	6	4	50%	8	-25%
Agg. Assault	1	2	0	0	3	11	-73%	48	87	-45%	75	-36%
Agg. Assault W Firearm	0	1	0	0	1	1	0%	24	23	4%	27	-11%
Total	2	4	1	0	7	18	-61%	110	149	-26%	166	-34%
Property Crime												
Burglary	0	0	1	0	1	5	-80%	42	68	-38%	93	-55%
MV Theft	0	0	3	2	5	9	-44%	105	61	72%	73	44%
Larceny from MV	3	3	3	5	14	14	0%	137	103	33%	152	-10%
Larceny**	4	1	0	7	12	15	-20%	138	174	-21%	219	-37%
Total	7	4	7	14	32	43	-26%	422	406	4%	537	-21%
Other Crime												
Assault Other	6	9	7	5	27	24	13%	246	277	-11%	302	-19%
Vandalism	3	2	1	3	9	26	-65%	145	215	-33%	229	-37%
Drug Offenses	3	0	1	0	4	1	300%	44	75	-41%	101	-56%
Weapons Offenses	1	0	1	1	3	2	50%	44	55	-20%	63	-30%
Liquor Law Violations	0	0	0	0	0	0	--	1	1	0%	1	0%
Total	13	11	10	9	43	53	-19%	480	623	-23%	696	-31%



Figures are preliminary and subject to further analysis and revision

* Sex Offenses, Forcible includes forcible rape, forcible sodomy, forcible fondling, sexual assault with an object

** Larceny includes shoplifting, pickpocket, pursesnatch, from building, bicycles, motor vehicle parts or accessories, and other.



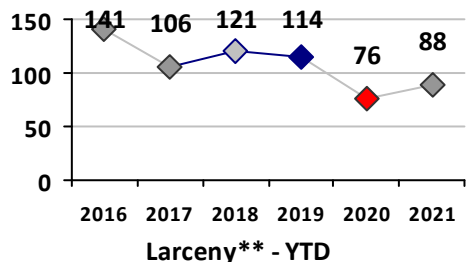
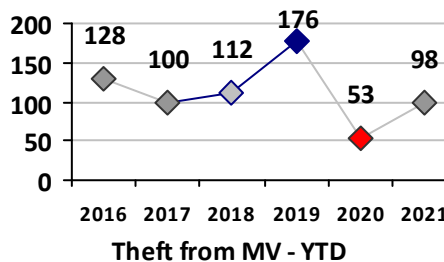
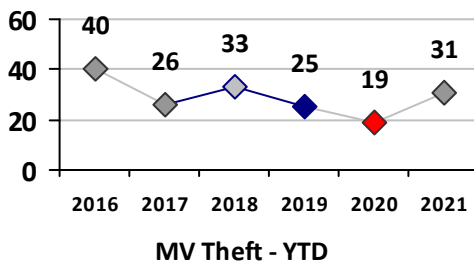
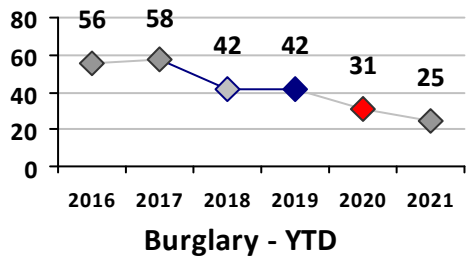
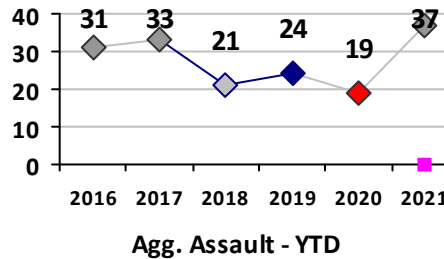
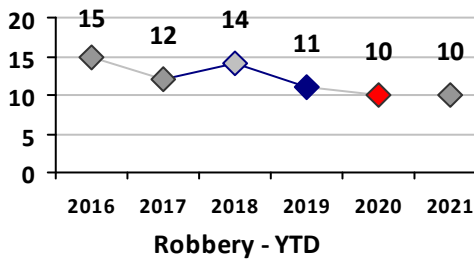
Part I Crime - Comparison Report

Providence Police Department

Through 11/14/2021
Week 45

District 3

	4 Week Trend 10/18/2021 - 11/14/2021				Past 28 Days 10/18/2021 - 11/14/2021			Year to Date January 1 - November 14				
	Current Week	Last Week	Wk 43	Wk 42	Past 28 Days	Past 28 Days LY	Chg.	Current Year	Last Year	Chg.	Wght. 5yr Avg	Chg.
Violent Crime												
Homicide	0	0	0	0	0	0	--	2	3	-33%	2	0%
Sex Offenses, Forcible*	0	0	0	1	1	1	0%	8	6	33%	8	0%
Robbery Other	0	0	0	0	0	0	--	6	7	-14%	6	0%
Robbery W Firearm	0	0	0	0	0	0	--	4	3	33%	6	-33%
Agg. Assault	0	0	1	0	1	2	-50%	19	14	36%	16	19%
Agg. Assault W Firearm	0	1	0	0	1	0	--	18	5	260%	7	157%
Total	0	1	1	1	3	3	0%	57	38	50%	45	27%
Property Crime												
Burglary	0	0	0	0	0	1	--	25	31	-19%	41	-39%
MV Theft	0	1	0	1	2	3	-33%	31	20	55%	26	19%
Larceny from MV	1	1	1	4	7	12	-42%	98	53	85%	109	-10%
Larceny**	2	0	8	3	13	6	117%	88	76	16%	104	-15%
Total	3	2	9	8	22	22	0%	242	180	34%	280	-14%
Other Crime												
Assault Other	1	0	1	5	7	9	-22%	76	94	-19%	105	-28%
Vandalism	4	2	3	2	11	14	-21%	104	104	0%	108	-4%
Drug Offenses	2	0	1	0	3	0	--	13	18	-28%	46	-72%
Weapons Offenses	0	0	1	0	1	2	-50%	23	9	156%	15	53%
Liquor Law Violations	0	0	0	0	0	0	--	1	1	0%	1	0%
Total	7	2	6	7	22	25	-12%	217	226	-4%	275	-21%



Figures are preliminary and subject to further analysis and revision

* Sex Offenses, Forcible includes forcible rape, forcible sodomy, forcible fondling, sexual assault with an object

** Larceny includes shoplifting, pickpocket, pursesnatch, from building, bicycles, motor vehicle parts or accessories, and other.



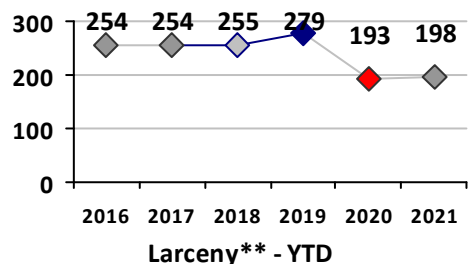
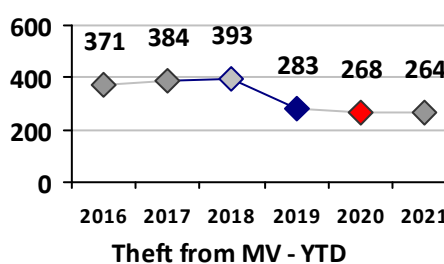
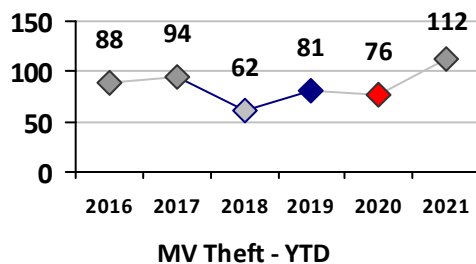
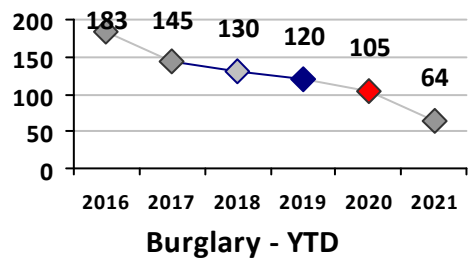
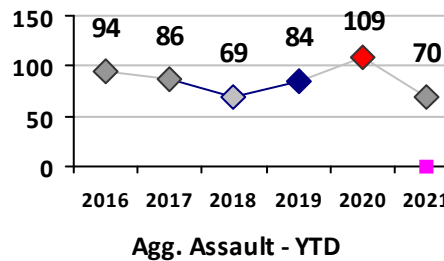
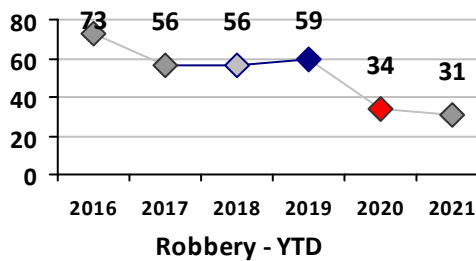
Part I Crime - Comparison Report

Providence Police Department

Through 11/14/2021
Week 45

District 4

	4 Week Trend 10/18/2021 - 11/14/2021				Past 28 Days 10/18/2021 - 11/14/2021			Year to Date January 1 - November 14				
	Current Week	Last Week	Wk 43	Wk 42	Past 28 Days	Past 28 Days LY	Chg.	Current Year	Last Year	Chg.	Wght. 5yr Avg	Chg.
Violent Crime												
Homicide	0	0	0	0	0	0	--	3	3	0%	3	0%
Sex Offenses, Forcible*	0	0	1	5	6	3	100%	31	12	158%	32	-3%
Robbery Other	0	1	0	1	2	3	-33%	24	26	-8%	39	-38%
Robbery W Firearm	0	0	0	0	0	1	--	7	8	-13%	12	-42%
Agg. Assault	1	1	2	3	7	12	-42%	58	95	-39%	74	-22%
Agg. Assault W Firearm	1	0	1	0	2	3	-33%	12	15	-20%	16	-25%
Total	2	2	4	9	17	22	-23%	135	159	-15%	176	-23%
Property Crime												
Burglary	3	2	1	2	8	2	300%	64	106	-40%	125	-49%
MV Theft	2	4	2	0	8	6	33%	112	76	47%	78	44%
Larceny from MV	13	10	1	10	34	24	42%	264	268	-1%	321	-18%
Larceny**	3	2	4	4	13	18	-28%	198	193	3%	241	-18%
Total	21	18	8	16	63	50	26%	638	643	-1%	765	-17%
Other Crime												
Assault Other	6	5	4	9	24	15	60%	233	278	-16%	306	-24%
Vandalism	6	4	4	3	17	27	-37%	226	262	-14%	292	-23%
Drug Offenses	8	3	1	0	12	1	1100%	86	95	-9%	158	-46%
Weapons Offenses	6	6	1	0	13	9	44%	80	47	70%	53	51%
Liquor Law Violations	0	0	0	0	0	0	--	1	0	100%	3	-67%
Total	26	18	10	12	66	52	27%	626	682	-8%	812	-23%



Figures are preliminary and subject to further analysis and revision

* Sex Offenses, Forcible includes forcible rape, forcible sodomy, forcible fondling, sexual assault with an object

** Larceny includes shoplifting, pickpocket, pursesnatch, from building, bicycles, motor vehicle parts or accessories, and other.



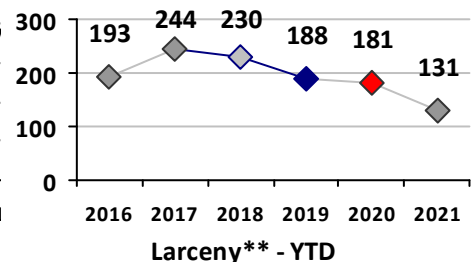
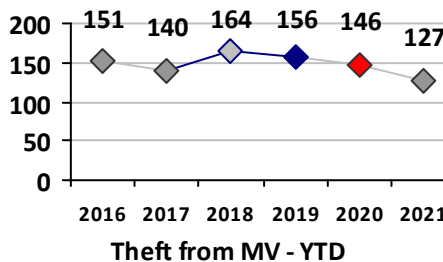
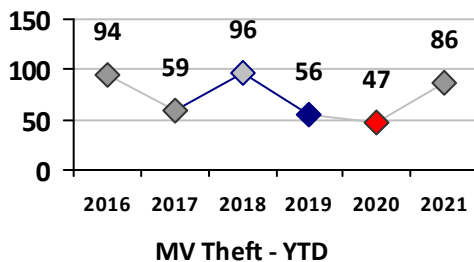
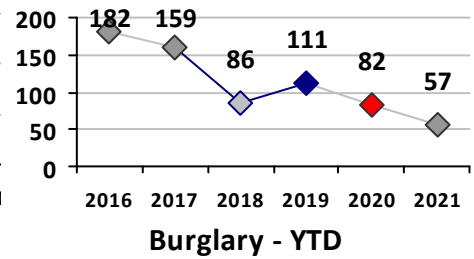
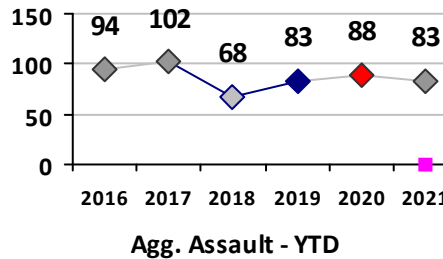
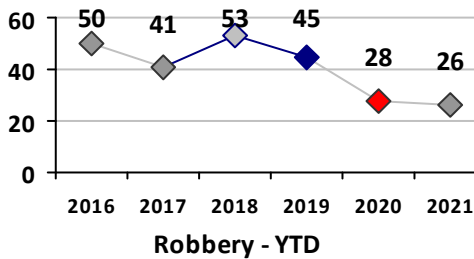
Part I Crime - Comparison Report

Providence Police Department

Through 11/14/2021
Week 45

District 5

	4 Week Trend 10/18/2021 - 11/14/2021				Past 28 Days 10/18/2021 - 11/14/2021			Year to Date January 1 - November 14				
	Current Week	Last Week	Wk 43	Wk 42	Past 28 Days	Past 28 Days LY	Chg.	Current Year	Last Year	Chg.	Wght. 5yr Avg	Chg.
Violent Crime												
Homicide	0	0	0	0	0	0	--	2	1	100%	1	100%
Sex Offenses, Forcible*	0	0	0	0	0	6	--	18	29	-38%	30	-40%
Robbery Other	1	0	0	0	1	1	0%	22	16	38%	27	-19%
Robbery W Firearm	0	0	0	0	0	3	--	4	12	-67%	14	-71%
Agg. Assault	1	1	0	1	3	4	-25%	60	71	-15%	67	-10%
Agg. Assault W Firearm	2	0	0	1	3	2	50%	23	18	28%	18	28%
Total	4	1	0	2	7	16	-56%	129	147	-12%	157	-18%
Property Crime												
Burglary	0	3	0	3	6	5	20%	57	83	-31%	108	-47%
MV Theft	3	3	1	0	7	1	600%	86	47	83%	64	34%
Larceny from MV	4	6	9	2	21	9	133%	127	146	-13%	152	-16%
Larceny**	6	3	2	3	14	17	-18%	131	182	-28%	202	-35%
Total	13	15	12	8	48	32	50%	401	458	-12%	526	-24%
Other Crime												
Assault Other	5	5	3	5	18	23	-22%	272	254	7%	286	-5%
Vandalism	4	4	5	2	15	14	7%	207	229	-10%	267	-22%
Drug Offenses	2	0	0	0	2	4	-50%	48	64	-25%	103	-53%
Weapons Offenses	0	0	1	0	1	5	-80%	53	73	-27%	52	2%
Liquor Law Violations	0	0	0	0	0	0	--	1	1	0%	2	-50%
Total	11	9	9	7	36	46	-22%	581	621	-6%	709	-18%



Figures are preliminary and subject to further analysis and revision

* Sex Offenses, Forcible includes forcible rape, forcible sodomy, forcible fondling, sexual assault with an object

** Larceny includes shoplifting, pickpocket, pursesnatch, from building, bicycles, motor vehicle parts or accessories, and other.



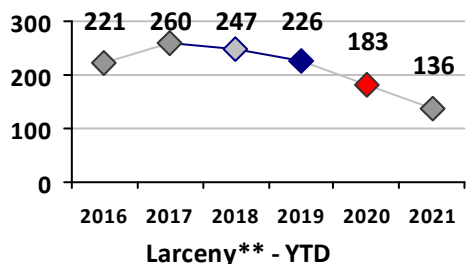
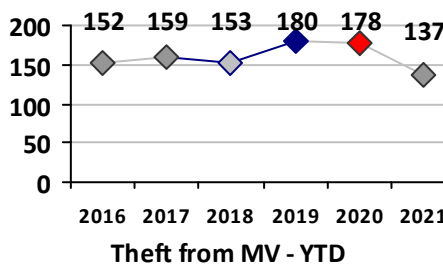
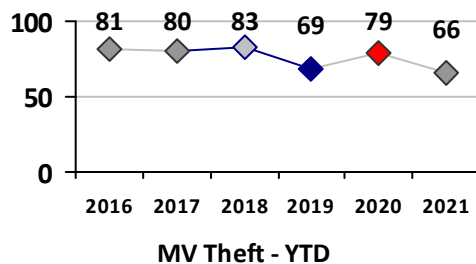
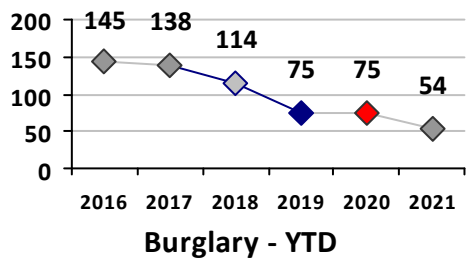
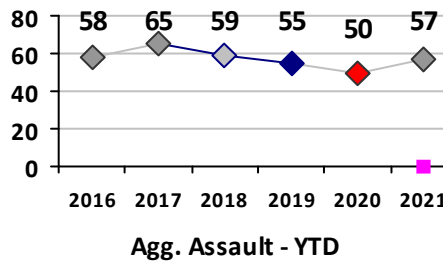
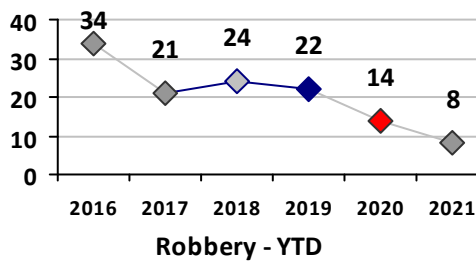
Part I Crime - Comparison Report

Providence Police Department

Through 11/14/2021
Week 45

District 6

	4 Week Trend 10/18/2021 - 11/14/2021				Past 28 Days 10/18/2021 - 11/14/2021			Year to Date January 1 - November 14				
	Current Week	Last Week	Wk 43	Wk 42	Past 28 Days	Past 28 Days LY	Chg.	Current Year	Last Year	Chg.	Wght. 5yr Avg	Chg.
Violent Crime												
Homicide	0	0	0	0	0	0	--	2	2	0%	2	0%
Sex Offenses, Forcible*	0	0	0	0	0	2	--	12	15	-20%	16	-25%
Robbery Other	1	0	0	0	1	1	0%	5	9	-44%	13	-62%
Robbery W Firearm	0	0	0	0	0	1	--	3	5	-40%	7	-57%
Agg. Assault	0	0	0	1	1	8	-88%	43	38	13%	44	-2%
Agg. Assault W Firearm	0	0	0	1	1	1	0%	14	12	17%	11	27%
Total	1	0	0	2	3	13	-77%	79	81	-2%	94	-16%
Property Crime												
Burglary	2	4	1	0	7	4	75%	54	75	-28%	96	-44%
MV Theft	0	1	2	2	5	5	0%	66	79	-16%	77	-14%
Larceny from MV	2	7	8	3	20	9	122%	137	179	-23%	170	-19%
Larceny**	2	3	1	5	11	20	-45%	136	185	-26%	222	-39%
Total	6	15	12	10	43	38	13%	393	518	-24%	565	-30%
Other Crime												
Assault Other	4	3	4	4	15	19	-21%	166	192	-14%	199	-17%
Vandalism	2	5	2	3	12	21	-43%	143	200	-29%	208	-31%
Drug Offenses	4	0	0	0	4	2	100%	26	43	-40%	52	-50%
Weapons Offenses	0	0	0	0	0	2	--	35	34	3%	30	17%
Liquor Law Violations	0	0	0	0	0	0	--	3	0	300%	1	200%
Total	10	8	6	7	31	44	-30%	373	469	-20%	489	-24%



Figures are preliminary and subject to further analysis and revision

* Sex Offenses, Forcible includes forcible rape, forcible sodomy, forcible fondling, sexual assault with an object

** Larceny includes shoplifting, pickpocket, pursesnatch, from building, bicycles, motor vehicle parts or accessories, and other.



Part I Crime - Comparison Report

Providence Police Department

Through 11/14/2021
Week 45

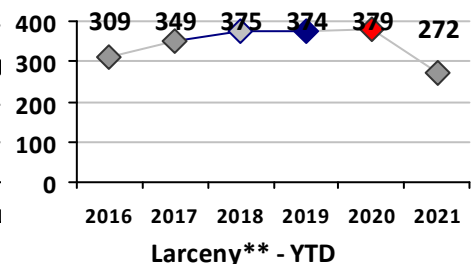
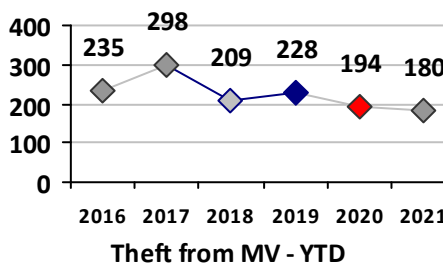
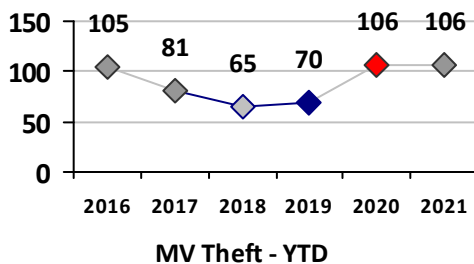
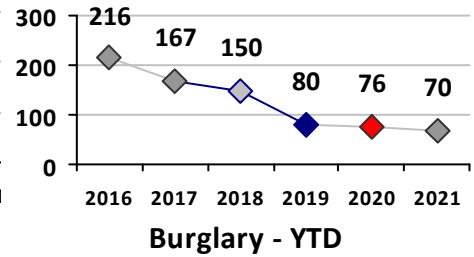
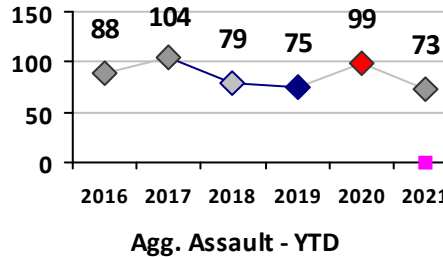
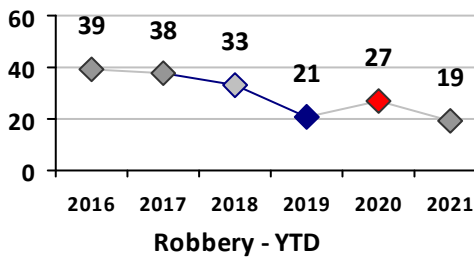
District 7

4 Week Trend 10/18/2021 - 11/14/2021	Past 28 Days 10/18/2021 - 11/14/2021	Year to Date January 1 - November 14
---	---	---

Violent Crime	Current Week	Last Week	Wk 43	Wk 42	Past 28 Days	Past 28 Days LY	Chg.	Current Year	Last Year	Chg.	Wght. 5yr Avg	Chg.
Homicide	0	0	0	0	0	0	--	5	4	25%	3	67%
Sex Offenses, Forcible*	0	1	0	2	3	2	50%	21	21	0%	22	-5%
Robbery Other	0	1	0	0	1	1	0%	12	16	-25%	19	-37%
Robbery W Firearm	0	2	0	0	2	2	0%	7	11	-36%	10	-30%
Agg. Assault	0	1	1	2	4	4	0%	52	71	-27%	67	-22%
Agg. Assault W Firearm	0	1	0	0	1	1	0%	21	28	-25%	22	-5%
Total	0	6	1	4	11	10	10%	118	151	-22%	142	-17%

Property Crime	Current Week	Last Week	Wk 43	Wk 42	Past 28 Days	Past 28 Days LY	Chg.	Current Year	Last Year	Chg.	Wght. 5yr Avg	Chg.
Burglary	1	2	2	4	9	2	350%	70	76	-8%	114	-39%
MV Theft	6	2	1	4	13	10	30%	106	107	-1%	86	23%
Larceny from MV	1	6	3	3	13	13	0%	180	194	-7%	224	-20%
Larceny**	5	5	4	7	21	38	-45%	272	380	-28%	370	-26%
Total	13	15	10	18	56	63	-11%	628	757	-17%	792	-21%

Other Crime	Current Week	Last Week	Wk 43	Wk 42	Past 28 Days	Past 28 Days LY	Chg.	Current Year	Last Year	Chg.	Wght. 5yr Avg	Chg.
Assault Other	8	8	8	8	32	20	60%	297	308	-4%	327	-9%
Vandalism	6	14	5	10	35	29	21%	260	311	-16%	335	-22%
Drug Offenses	1	0	1	1	3	7	-57%	48	44	9%	93	-48%
Weapons Offenses	2	2	1	1	6	5	20%	57	43	33%	56	2%
Liquor Law Violations	0	3	0	0	3	2	50%	22	5	340%	37	-41%
Total	17	27	15	20	79	63	25%	684	711	-4%	848	-19%



Figures are preliminary and subject to further analysis and revision

* Sex Offenses, Forcible includes forcible rape, forcible sodomy, forcible fondling, sexual assault with an object

** Larceny includes shoplifting, pickpocket, pursesnatch, from building, bicycles, motor vehicle parts or accessories, and other.



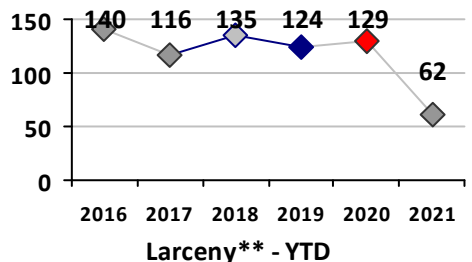
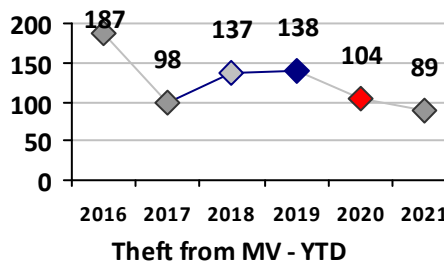
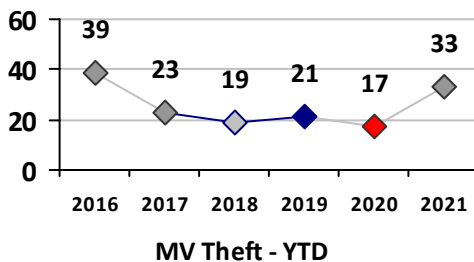
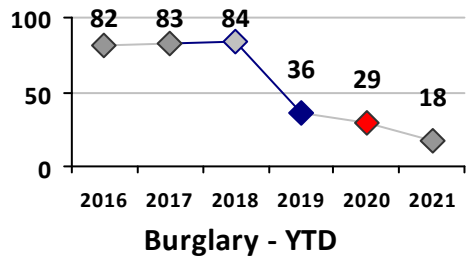
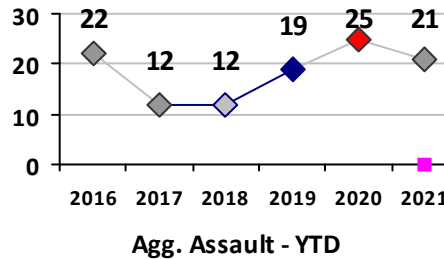
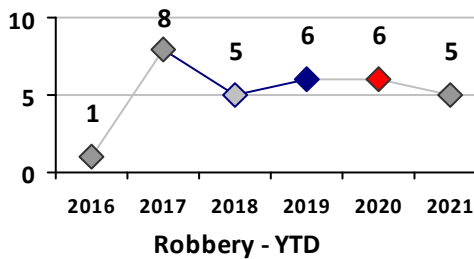
Part I Crime - Comparison Report

Providence Police Department

Through 11/14/2021
Week 45

District 8

	4 Week Trend 10/18/2021 - 11/14/2021				Past 28 Days 10/18/2021 - 11/14/2021			Year to Date January 1 - November 14				
	Current Week	Last Week	Wk 43	Wk 42	Past 28 Days	Past 28 Days LY	Chg.	Current Year	Last Year	Chg.	Wght. 5yr Avg	Chg.
Violent Crime												
Homicide	0	0	0	0	0	0	--	1	0	100%	0	--
Sex Offenses, Forcible*	0	1	0	0	1	2	-50%	10	8	25%	10	0%
Robbery Other	0	0	0	0	0	1	--	4	4	0%	4	0%
Robbery W Firearm	0	0	0	0	0	0	--	1	2	-50%	1	0%
Agg. Assault	0	0	0	0	0	2	--	17	18	-6%	14	21%
Agg. Assault W Firearm	0	0	0	0	0	0	--	4	7	-43%	5	-20%
Total	0	1	0	0	1	5	-80%	37	39	-5%	34	9%
Property Crime												
Burglary	1	0	0	0	1	5	-80%	18	29	-38%	53	-66%
MV Theft	0	2	1	1	4	2	100%	33	17	94%	21	57%
Larceny from MV	4	1	5	2	12	9	33%	89	104	-14%	124	-28%
Larceny**	3	0	2	2	7	7	0%	62	131	-53%	129	-52%
Total	8	3	8	5	24	23	4%	202	281	-28%	326	-38%
Other Crime												
Assault Other	3	4	0	3	10	4	150%	68	58	17%	70	-3%
Vandalism	3	1	5	1	10	7	43%	65	88	-26%	98	-34%
Drug Offenses	0	0	0	4	4	0	--	8	6	33%	10	-20%
Weapons Offenses	0	0	0	0	0	0	--	8	7	14%	6	33%
Liquor Law Violations	0	0	0	0	0	0	--	0	0	0%	0	--
Total	6	5	5	8	24	11	118%	149	159	-6%	184	-19%



Figures are preliminary and subject to further analysis and revision

* Sex Offenses, Forcible includes forcible rape, forcible sodomy, forcible fondling, sexual assault with an object

** Larceny includes shoplifting, pickpocket, pursesnatch, from building, bicycles, motor vehicle parts or accessories, and other.



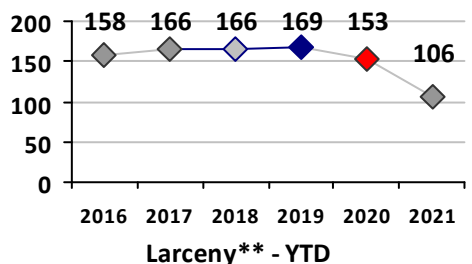
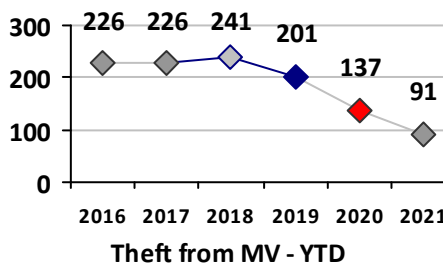
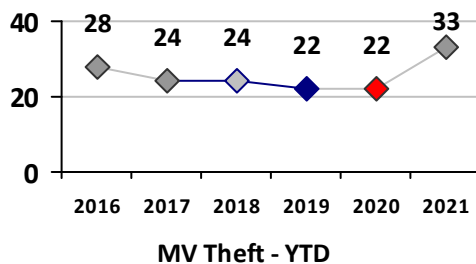
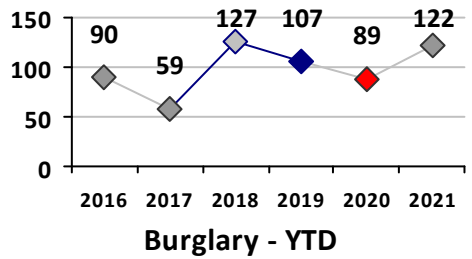
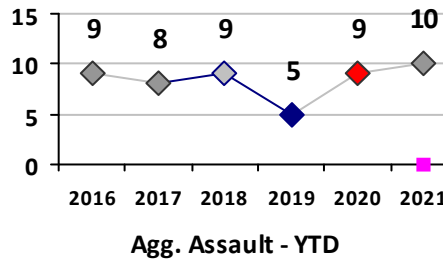
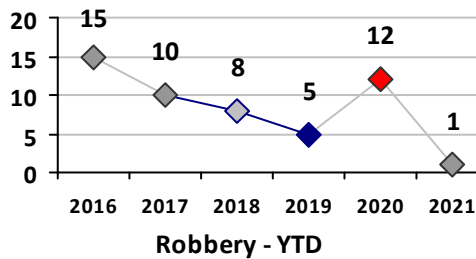
Part I Crime - Comparison Report

Providence Police Department

Through 11/14/2021
Week 45

District 9

	4 Week Trend 10/18/2021 - 11/14/2021				Past 28 Days 10/18/2021 - 11/14/2021			Year to Date January 1 - November 14				
	Current Week	Last Week	Wk 43	Wk 42	Past 28 Days	Past 28 Days LY	Chg.	Current Year	Last Year	Chg.	Wght. 5yr Avg	Chg.
Violent Crime												
Homicide	0	0	0	0	0	0	--	0	0	0%	0	--
Sex Offenses, Forcible*	2	0	0	0	2	1	100%	6	4	50%	5	20%
Robbery Other	0	0	0	0	0	3	--	0	10	-100%	7	--
Robbery W Firearm	0	0	0	0	0	1	--	1	2	-50%	2	-50%
Agg. Assault	0	0	0	0	0	1	--	10	4	150%	5	100%
Agg. Assault W Firearm	0	0	0	0	0	0	--	0	5	-100%	3	--
Total	2	0	0	0	2	6	-67%	17	25	-32%	22	-23%
Property Crime												
Burglary	3	1	5	4	13	7	86%	122	90	36%	98	24%
MV Theft	0	0	0	2	2	2	0%	33	22	50%	23	43%
Larceny from MV	2	7	4	5	18	21	-14%	91	137	-34%	194	-53%
Larceny**	5	0	1	2	8	16	-50%	106	155	-32%	163	-35%
Total	10	8	10	13	41	46	-11%	352	404	-13%	478	-26%
Other Crime												
Assault Other	1	1	1	2	5	8	-38%	38	48	-21%	47	-19%
Vandalism	0	0	1	1	2	10	-80%	62	102	-39%	104	-40%
Drug Offenses	0	0	0	0	0	0	--	9	11	-18%	12	-25%
Weapons Offenses	0	0	0	0	0	0	--	16	7	129%	5	220%
Liquor Law Violations	0	0	0	0	0	0	--	0	0	0%	2	--
Total	1	1	2	3	7	18	-61%	125	168	-26%	170	-26%



Figures are preliminary and subject to further analysis and revision

* Sex Offenses, Forcible includes forcible rape, forcible sodomy, forcible fondling, sexual assault with an object

** Larceny includes shoplifting, pickpocket, pursesnatch, from building, bicycles, motor vehicle parts or accessories, and other.