



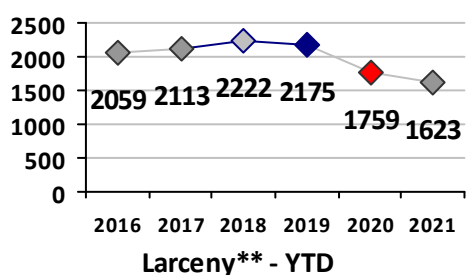
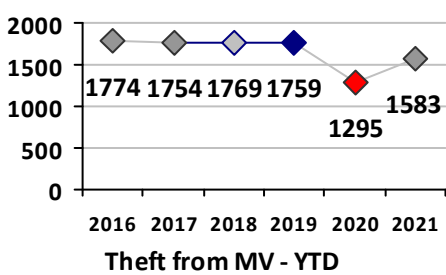
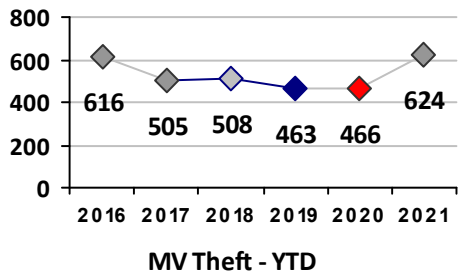
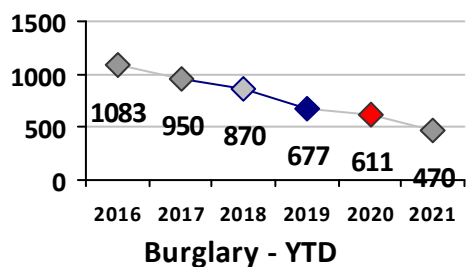
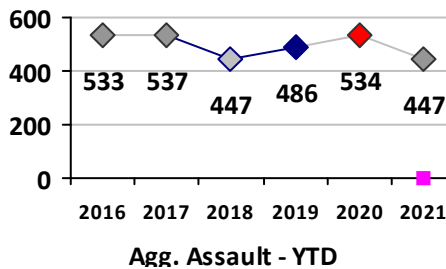
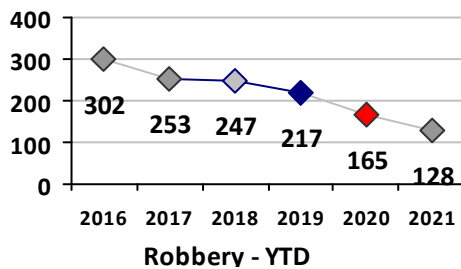
Part I Crime - Comparison Report

Providence Police Department

Through 11/21/2021
Week 46

Citywide

	4 Week Trend 10/25/2021 - 11/21/2021				Past 28 Days 10/25/2021 - 11/21/2021			Year to Date January 1 - November 21				
	Current Week	Last Week	Wk 44	Wk 43	Past 28 Days	Past 28 Days LY	Chg.	Current Year	Last Year	Chg.	Wght. 5yr Avg	Chg.
Violent Crime												
Homicide	1	0	0	0	1	0	100%	22	15	47%	13	69%
Sex Offenses, Forcible*	1	2	3	2	8	11	-27%	143	127	13%	180	-21%
Robbery W Firearm	1	0	2	1	4	11	-64%	39	53	-26%	64	-39%
Robbery Other	3	4	3	0	10	13	-23%	93	120	-23%	160	-42%
Agg. Assault W Firearm	4	4	3	1	12	8	50%	122	113	8%	114	7%
Agg. Assault	7	3	5	4	19	32	-41%	338	428	-21%	402	-16%
Total	17	13	16	8	54	75	-28%	757	856	-12%	931	-19%
Property Crime												
Burglary	9	10	12	10	41	35	17%	479	624	-23%	779	-39%
MV Theft	14	12	14	11	51	51	0%	639	488	31%	503	27%
Larceny from MV	38	48	72	61	219	120	83%	1636	1327	23%	1655	-1%
Larceny**	35	46	37	42	160	149	7%	1667	1808	-8%	2085	-20%
Total	96	116	135	124	471	355	33%	4421	4247	4%	5021	-12%
Other Crime												
Assault Other	37	36	36	34	143	124	15%	1572	1654	-5%	1847	-15%
Vandalism	33	44	54	58	189	164	15%	1705	1722	-1%	1851	-8%
Weapons Offenses	13	9	8	5	35	29	21%	344	295	17%	309	11%
Drug Offenses	14	19	3	4	40	27	48%	333	404	-18%	653	-49%
Liquor Law Violations	0	0	3	0	3	2	50%	29	8	263%	55	-47%
Total	97	108	104	101	410	346	18%	3983	4083	-2%	4714	-16%



Figures are preliminary and subject to further analysis and revision

* Sex Offenses, Forcible includes forcible rape, forcible sodomy, forcible fondling, sexual assault with an object

** Larceny includes shoplifting, pickpocket, pursesnatch, from building, bicycles, motor vehicle parts or accessories, and other.



Part I Crime - Comparison Report

Providence Police Department

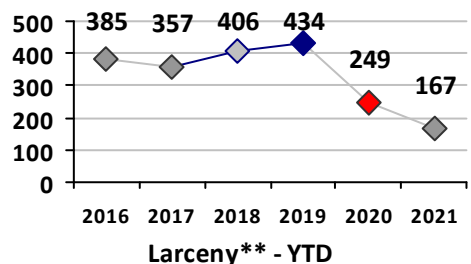
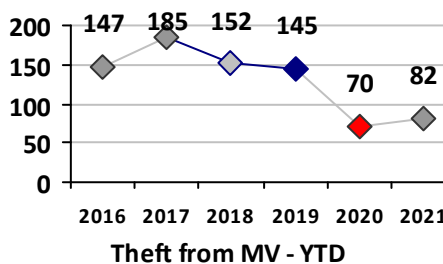
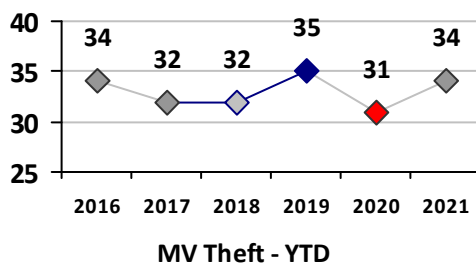
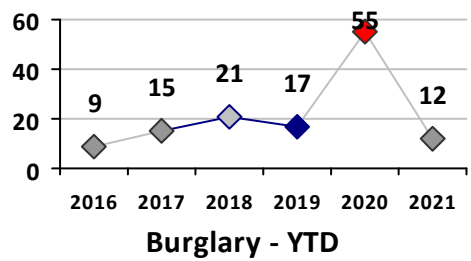
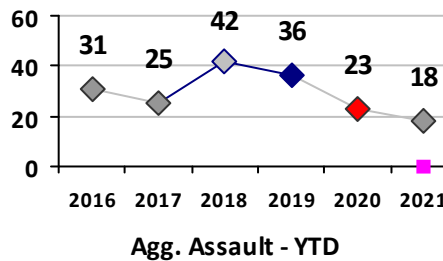
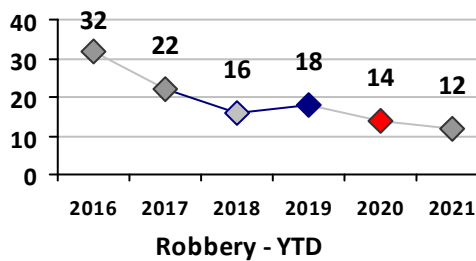
Through 11/21/2021
Week 46

District 1											
4 Week Trend 10/25/2021 - 11/21/2021				Past 28 Days 10/25/2021 - 11/21/2021				Year to Date January 1 - November 21			

Violent Crime	Current Week	Last Week	Wk 44	Wk 43	Past 28 Days	Past 28 Days LY	Chg.	Current Year	Last Year	Chg.	Wght. 5yr Avg	Chg.
Homicide	0	0	0	0	0	0	--	0	1	-100%	1	--
Sex Offenses, Forcible*	0	0	0	0	0	0	--	13	3	333%	13	0%
Robbery Other	1	1	1	0	3	2	50%	10	14	-29%	17	-41%
Robbery W Firearm	0	0	0	0	0	0	--	3	1	200%	1	200%
Agg. Assault	0	0	0	0	0	2	--	18	25	-28%	29	-38%
Agg. Assault W Firearm	0	0	0	0	0	0	--	0	0	0%	2	--
Total	1	1	1	0	3	4	-25%	44	44	0%	63	-30%

Property Crime	Current Week	Last Week	Wk 44	Wk 43	Past 28 Days	Past 28 Days LY	Chg.	Current Year	Last Year	Chg.	Wght. 5yr Avg	Chg.
Burglary	1	0	0	0	1	2	-50%	13	56	-77%	30	-57%
MV Theft	0	0	0	0	0	2	--	34	32	6%	33	3%
Larceny from MV	5	3	4	0	12	7	71%	87	72	21%	131	-34%
Larceny**	10	4	4	5	23	20	15%	177	256	-31%	362	-51%
Total	16	7	8	5	36	31	16%	311	416	-25%	556	-44%

Other Crime	Current Week	Last Week	Wk 44	Wk 43	Past 28 Days	Past 28 Days LY	Chg.	Current Year	Last Year	Chg.	Wght. 5yr Avg	Chg.
Assault Other	2	2	1	6	11	6	83%	120	105	14%	160	-25%
Vandalism	4	0	0	2	6	5	20%	80	137	-42%	131	-39%
Drug Offenses	3	0	0	0	3	1	200%	39	23	70%	47	-17%
Weapons Offenses	2	0	0	0	2	0	--	17	11	55%	20	-15%
Liquor Law Violations	0	0	0	0	0	0	--	0	0	0%	6	--
Total	11	2	1	8	22	12	83%	256	276	-7%	364	-30%



Figures are preliminary and subject to further analysis and revision

* Sex Offenses, Forcible includes forcible rape, forcible sodomy, forcible fondling, sexual assault with an object

** Larceny includes shoplifting, pickpocket, pursesnatch, from building, bicycles, motor vehicle parts or accessories, and other.



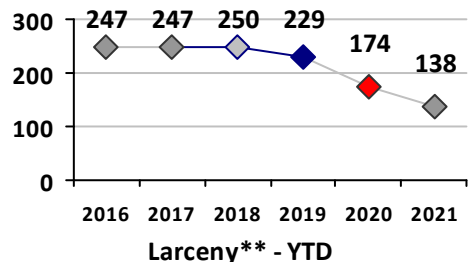
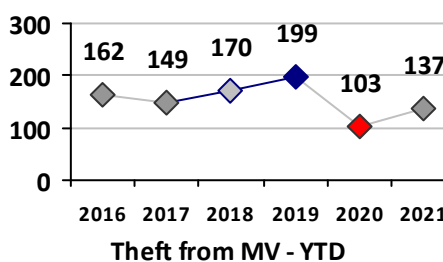
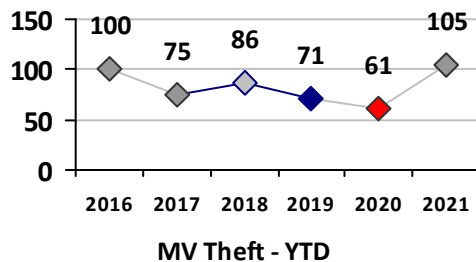
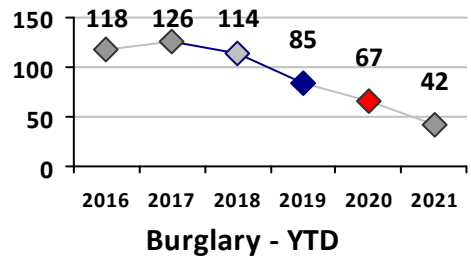
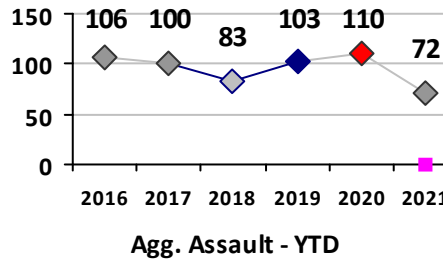
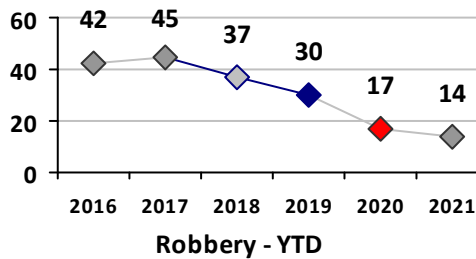
Part I Crime - Comparison Report

Providence Police Department

Through 11/21/2021
Week 46

District 2


	4 Week Trend 10/25/2021 - 11/21/2021				Past 28 Days 10/25/2021 - 11/21/2021			Year to Date January 1 - November 21				
	Current Week	Last Week	Wk 44	Wk 43	Past 28 Days	Past 28 Days LY	Chg.	Current Year	Last Year	Chg.	Wght. 5yr Avg	Chg.
Violent Crime												
Homicide	0	0	0	0	0	0	--	6	1	500%	2	200%
Sex Offenses, Forcible*	1	0	1	0	2	2	0%	19	21	-10%	33	-42%
Robbery Other	1	1	0	0	2	1	100%	9	13	-31%	22	-59%
Robbery W Firearm	1	0	0	1	2	0	--	7	4	75%	9	-22%
Agg. Assault	3	1	2	0	6	10	-40%	51	87	-41%	75	-32%
Agg. Assault W Firearm	0	0	1	0	1	1	0%	24	23	4%	27	-11%
Total	6	2	4	1	13	14	-7%	116	149	-22%	168	-31%
Property Crime												
Burglary	0	0	0	1	1	5	-80%	42	69	-39%	96	-56%
MV Theft	1	0	0	3	4	13	-69%	106	66	61%	76	39%
Larceny from MV	1	3	3	3	10	10	0%	138	104	33%	156	-12%
Larceny**	6	4	1	0	11	13	-15%	144	177	-19%	223	-35%
Total	8	7	4	7	26	41	-37%	430	416	3%	551	-22%
Other Crime												
Assault Other	10	6	9	7	32	21	52%	256	281	-9%	307	-17%
Vandalism	2	3	2	1	8	30	-73%	147	223	-34%	235	-37%
Drug Offenses	8	3	0	1	12	1	1100%	52	75	-31%	104	-50%
Weapons Offenses	4	1	0	1	6	1	500%	48	55	-13%	63	-24%
Liquor Law Violations	0	0	0	0	0	0	--	1	1	0%	1	0%
Total	24	13	11	10	58	53	9%	504	635	-21%	710	-29%



Figures are preliminary and subject to further analysis and revision

* Sex Offenses, Forcible includes forcible rape, forcible sodomy, forcible fondling, sexual assault with an object

** Larceny includes shoplifting, pickpocket, pursesnatch, from building, bicycles, motor vehicle parts or accessories, and other.



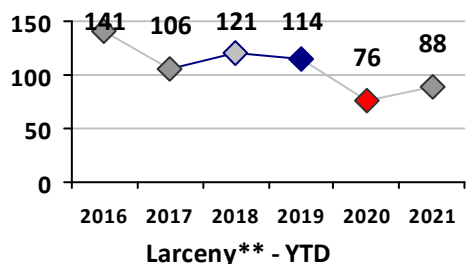
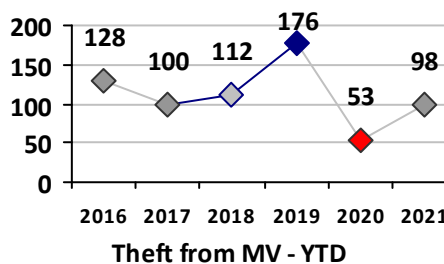
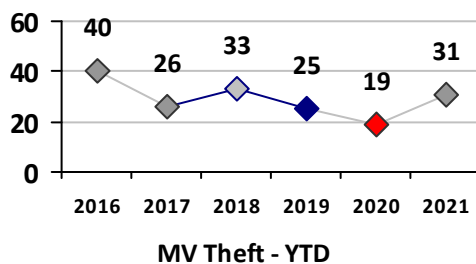
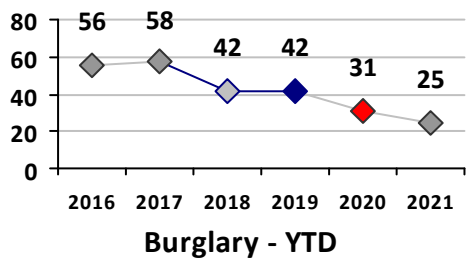
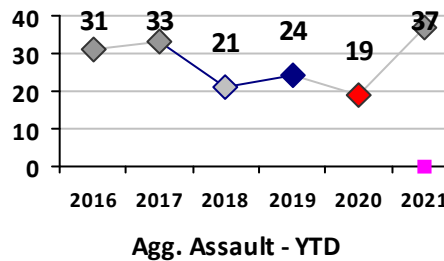
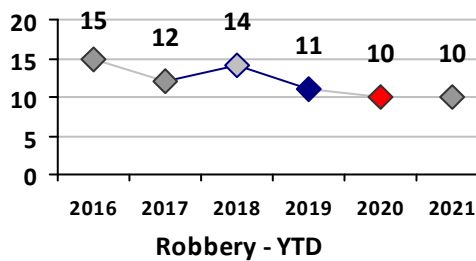
Part I Crime - Comparison Report

Providence Police Department

Through 11/21/2021
Week 46

District 3

	4 Week Trend 10/25/2021 - 11/21/2021				Past 28 Days 10/25/2021 - 11/21/2021			Year to Date January 1 - November 21				
	Current Week	Last Week	Wk 44	Wk 43	Past 28 Days	Past 28 Days LY	Chg.	Current Year	Last Year	Chg.	Wght. 5yr Avg	Chg.
Violent Crime												
Homicide	0	0	0	0	0	0	--	2	3	-33%	2	0%
Sex Offenses, Forcible*	0	0	0	0	0	0	--	8	6	33%	8	0%
Robbery Other	0	0	0	0	0	0	--	6	7	-14%	6	0%
Robbery W Firearm	0	0	0	0	0	0	--	4	3	33%	6	-33%
Agg. Assault	0	0	0	1	1	1	0%	19	14	36%	16	19%
Agg. Assault W Firearm	0	0	1	0	1	0	--	18	5	260%	8	125%
Total	0	0	1	1	2	1	100%	57	38	50%	45	27%
Property Crime												
Burglary	0	0	0	0	0	1	--	25	32	-22%	43	-42%
MV Theft	0	0	1	0	1	3	-67%	31	20	55%	26	19%
Larceny from MV	3	1	1	1	6	12	-50%	101	55	84%	112	-10%
Larceny**	2	2	0	8	12	6	100%	90	77	17%	105	-14%
Total	5	3	2	9	19	22	-14%	247	184	34%	285	-13%
Other Crime												
Assault Other	1	1	0	1	3	9	-67%	77	96	-20%	107	-28%
Vandalism	1	4	2	3	10	16	-38%	105	107	-2%	110	-5%
Drug Offenses	0	1	0	1	2	0	--	12	18	-33%	47	-74%
Weapons Offenses	4	0	0	1	5	2	150%	27	9	200%	15	80%
Liquor Law Violations	0	0	0	0	0	0	--	1	1	0%	1	0%
Total	6	6	2	6	20	27	-26%	222	231	-4%	279	-20%



Figures are preliminary and subject to further analysis and revision

* Sex Offenses, Forcible includes forcible rape, forcible sodomy, forcible fondling, sexual assault with an object

** Larceny includes shoplifting, pickpocket, pursesnatch, from building, bicycles, motor vehicle parts or accessories, and other.



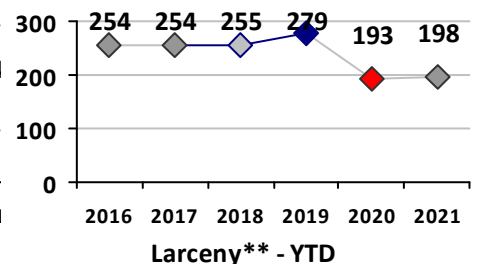
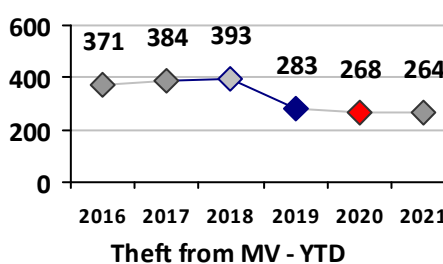
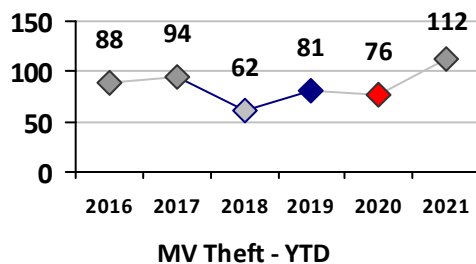
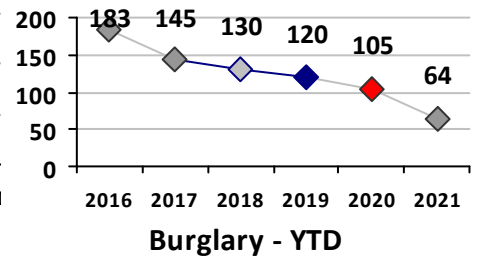
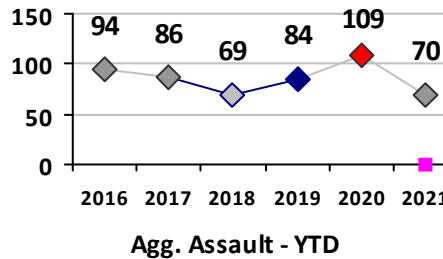
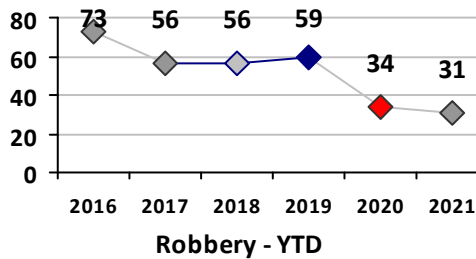
Part I Crime - Comparison Report

Providence Police Department

Through 11/21/2021
Week 46

District 4


	4 Week Trend 10/25/2021 - 11/21/2021				Past 28 Days 10/25/2021 - 11/21/2021			Year to Date January 1 - November 21				
	Current Week	Last Week	Wk 44	Wk 43	Past 28 Days	Past 28 Days LY	Chg.	Current Year	Last Year	Chg.	Wght. 5yr Avg	Chg.
Violent Crime												
Homicide	0	0	0	0	0	0	--	3	3	0%	3	0%
Sex Offenses, Forcible*	0	0	0	1	1	1	0%	31	12	158%	34	-9%
Robbery Other	0	0	1	0	1	3	-67%	24	26	-8%	40	-40%
Robbery W Firearm	0	0	0	0	0	3	--	7	10	-30%	12	-42%
Agg. Assault	0	1	1	2	4	4	0%	58	95	-39%	75	-23%
Agg. Assault W Firearm	3	2	0	1	6	3	100%	16	15	7%	16	0%
Total	3	3	2	4	12	14	-14%	139	161	-14%	180	-23%
Property Crime												
Burglary	0	3	2	1	6	5	20%	64	109	-41%	128	-50%
MV Theft	3	2	4	2	11	12	-8%	115	83	39%	81	42%
Larceny from MV	8	13	10	1	32	24	33%	272	275	-1%	329	-17%
Larceny**	4	3	2	4	13	17	-24%	202	197	3%	247	-18%
Total	15	21	18	8	62	58	7%	653	664	-2%	784	-17%
Other Crime												
Assault Other	3	6	5	4	18	16	13%	236	281	-16%	311	-24%
Vandalism	3	6	4	4	17	21	-19%	229	262	-13%	297	-23%
Drug Offenses	0	8	3	1	12	5	140%	86	99	-13%	164	-48%
Weapons Offenses	2	6	6	1	15	6	150%	82	47	74%	53	55%
Liquor Law Violations	0	0	0	0	0	0	--	1	0	100%	3	-67%
Total	8	26	18	10	62	48	29%	634	689	-8%	828	-23%



Figures are preliminary and subject to further analysis and revision

* Sex Offenses, Forcible includes forcible rape, forcible sodomy, forcible fondling, sexual assault with an object

** Larceny includes shoplifting, pickpocket, pursesnatch, from building, bicycles, motor vehicle parts or accessories, and other.



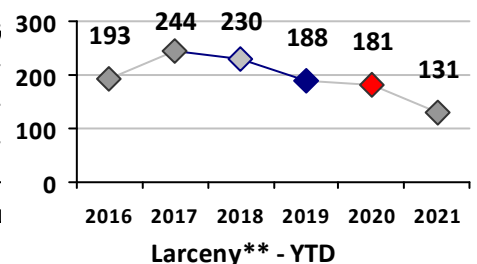
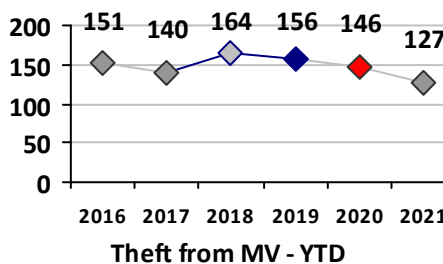
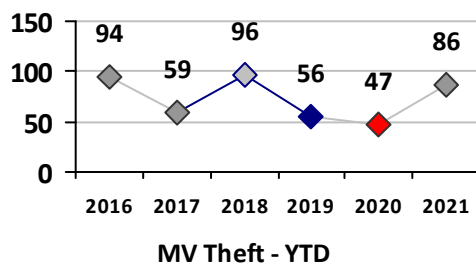
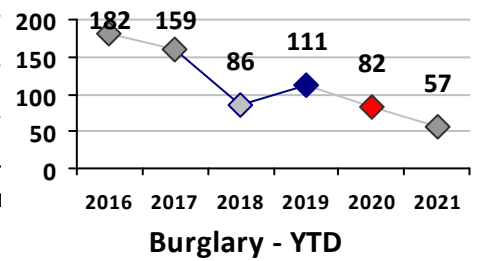
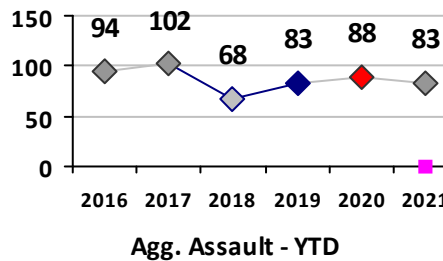
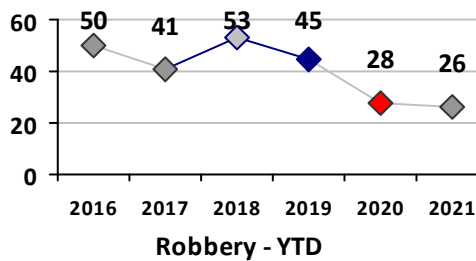
Part I Crime - Comparison Report

Providence Police Department

Through 11/21/2021
Week 46

District 5

	4 Week Trend 10/25/2021 - 11/21/2021				Past 28 Days 10/25/2021 - 11/21/2021			Year to Date January 1 - November 21				
	Current Week	Last Week	Wk 44	Wk 43	Past 28 Days	Past 28 Days LY	Chg.	Current Year	Last Year	Chg.	Wght. 5yr Avg	Chg.
Violent Crime												
Homicide	1	0	0	0	1	0	--	3	1	200%	1	200%
Sex Offenses, Forcible*	0	0	0	0	0	3	--	18	30	-40%	31	-42%
Robbery Other	0	1	0	0	1	2	-50%	22	17	29%	28	-21%
Robbery W Firearm	0	0	0	0	0	2	--	4	12	-67%	14	-71%
Agg. Assault	0	1	1	0	2	4	-50%	60	71	-15%	69	-13%
Agg. Assault W Firearm	0	2	0	0	2	2	0%	23	18	28%	18	28%
Total	1	4	1	0	6	13	-54%	130	149	-13%	160	-19%
Property Crime												
Burglary	0	0	3	0	3	5	-40%	57	84	-32%	110	-48%
MV Theft	1	3	3	1	8	5	60%	87	51	71%	66	32%
Larceny from MV	3	4	6	9	22	12	83%	130	150	-13%	158	-18%
Larceny**	4	6	3	2	15	18	-17%	135	187	-28%	209	-35%
Total	8	13	15	12	48	40	20%	409	472	-13%	542	-25%
Other Crime												
Assault Other	3	5	5	3	16	20	-20%	275	257	7%	291	-5%
Vandalism	5	4	4	5	18	15	20%	212	234	-9%	272	-22%
Drug Offenses	3	2	0	0	5	5	0%	51	65	-22%	105	-51%
Weapons Offenses	1	0	0	1	2	5	-60%	54	73	-26%	53	2%
Liquor Law Violations	0	0	0	0	0	0	--	1	1	0%	2	-50%
Total	12	11	9	9	41	45	-9%	593	630	-6%	722	-18%



Figures are preliminary and subject to further analysis and revision

* Sex Offenses, Forcible includes forcible rape, forcible sodomy, forcible fondling, sexual assault with an object

** Larceny includes shoplifting, pickpocket, pursesnatch, from building, bicycles, motor vehicle parts or accessories, and other.



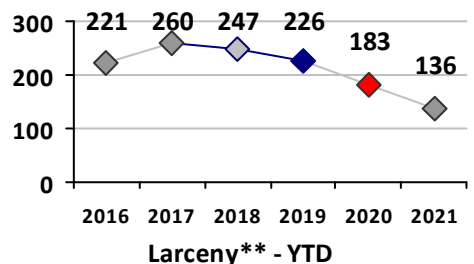
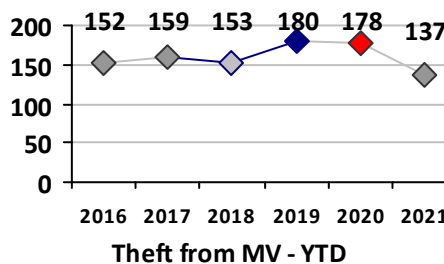
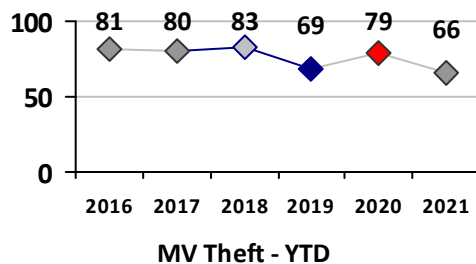
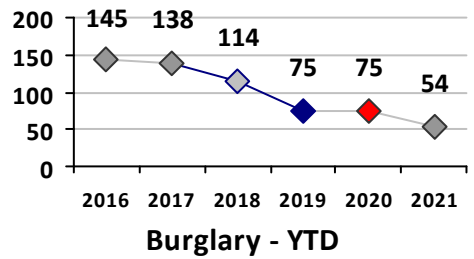
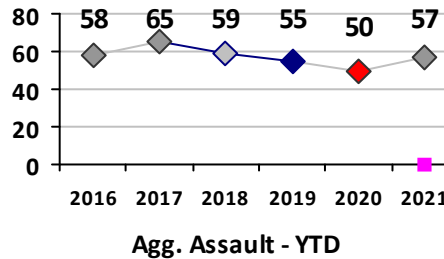
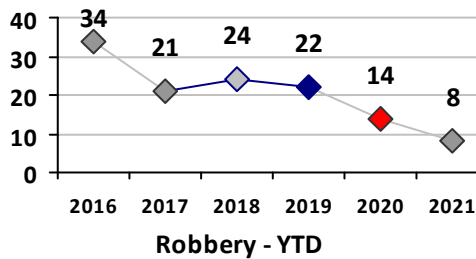
Part I Crime - Comparison Report

Providence Police Department

Through 11/21/2021
Week 46

District 6

	4 Week Trend 10/25/2021 - 11/21/2021				Past 28 Days 10/25/2021 - 11/21/2021			Year to Date January 1 - November 21				
	Current Week	Last Week	Wk 44	Wk 43	Past 28 Days	Past 28 Days LY	Chg.	Current Year	Last Year	Chg.	Wght. 5yr Avg	Chg.
Violent Crime												
Homicide	0	0	0	0	0	0	--	2	2	0%	2	0%
Sex Offenses, Forcible*	0	0	0	0	0	2	--	12	16	-25%	16	-25%
Robbery Other	1	1	0	0	2	1	100%	6	9	-33%	14	-57%
Robbery W Firearm	0	0	0	0	0	1	--	3	5	-40%	7	-57%
Agg. Assault	1	0	0	0	1	5	-80%	44	39	13%	46	-4%
Agg. Assault W Firearm	0	0	0	0	0	1	--	14	12	17%	12	17%
Total	2	1	0	0	3	10	-70%	81	83	-2%	98	-17%
Property Crime												
Burglary	1	2	4	1	8	3	167%	55	75	-27%	98	-44%
MV Theft	1	0	1	2	4	4	0%	67	80	-16%	79	-15%
Larceny from MV	5	2	7	9	23	12	92%	143	187	-24%	176	-19%
Larceny**	0	2	3	1	6	19	-68%	136	191	-29%	228	-40%
Total	7	6	15	13	41	38	8%	401	533	-25%	581	-31%
Other Crime												
Assault Other	4	4	3	4	15	22	-32%	170	201	-15%	204	-17%
Vandalism	5	2	5	2	14	21	-33%	148	205	-28%	214	-31%
Drug Offenses	0	4	0	0	4	1	300%	26	43	-40%	52	-50%
Weapons Offenses	0	0	0	0	0	2	--	35	34	3%	30	17%
Liquor Law Violations	0	0	0	0	0	0	--	3	0	300%	1	200%
Total	9	10	8	6	33	46	-28%	382	483	-21%	501	-24%



Figures are preliminary and subject to further analysis and revision

* Sex Offenses, Forcible includes forcible rape, forcible sodomy, forcible fondling, sexual assault with an object

** Larceny includes shoplifting, pickpocket, pursesnatch, from building, bicycles, motor vehicle parts or accessories, and other.



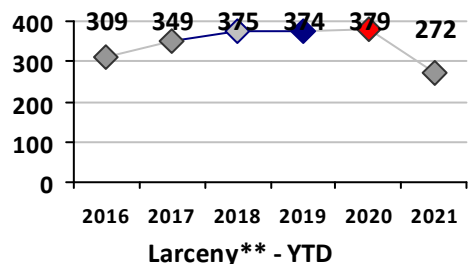
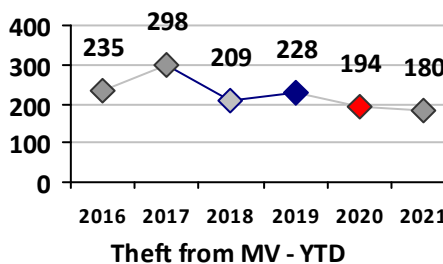
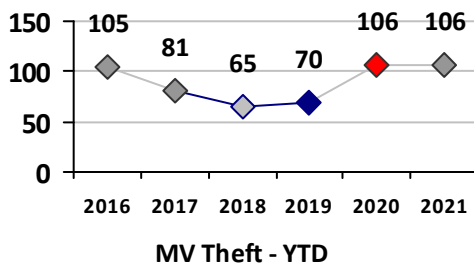
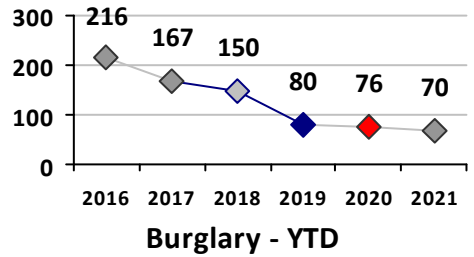
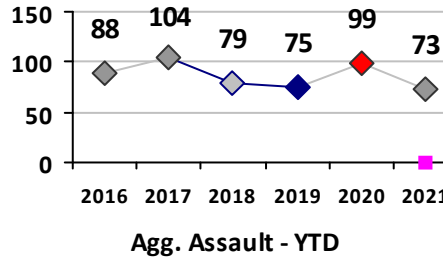
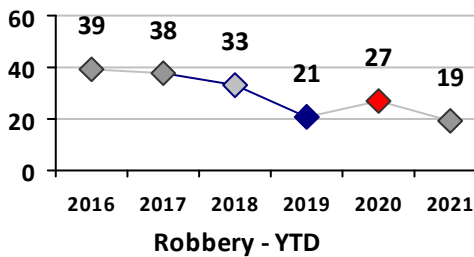
Part I Crime - Comparison Report

Providence Police Department

Through 11/21/2021
Week 46

District 7

	4 Week Trend 10/25/2021 - 11/21/2021				Past 28 Days 10/25/2021 - 11/21/2021			Year to Date January 1 - November 21				
	Current Week	Last Week	Wk 44	Wk 43	Past 28 Days	Past 28 Days LY	Chg.	Current Year	Last Year	Chg.	Wght. 5yr Avg	Chg.
Violent Crime												
Homicide	0	0	0	0	0	0	--	5	4	25%	3	67%
Sex Offenses, Forcible*	0	0	1	1	2	0	--	22	21	5%	22	0%
Robbery Other	0	0	1	0	1	1	0%	12	16	-25%	19	-37%
Robbery W Firearm	0	0	2	0	2	4	-50%	7	14	-50%	11	-36%
Agg. Assault	2	0	1	1	4	5	-20%	55	73	-25%	69	-20%
Agg. Assault W Firearm	1	0	1	0	2	1	100%	22	28	-21%	22	0%
Total	3	0	6	2	11	11	0%	123	156	-21%	146	-16%
Property Crime												
Burglary	2	1	2	2	7	3	133%	72	77	-6%	116	-38%
MV Theft	6	6	2	1	15	7	114%	112	107	5%	87	29%
Larceny from MV	3	1	6	3	13	13	0%	183	198	-8%	230	-20%
Larceny**	4	5	5	4	18	32	-44%	276	391	-29%	379	-27%
Total	15	13	15	10	53	55	-4%	643	773	-17%	810	-21%
Other Crime												
Assault Other	11	8	8	8	35	19	84%	308	312	-1%	332	-7%
Vandalism	7	6	14	5	32	30	7%	267	318	-16%	343	-22%
Drug Offenses	0	1	0	1	2	14	-86%	48	52	-8%	99	-52%
Weapons Offenses	0	2	2	1	5	13	-62%	57	52	10%	60	-5%
Liquor Law Violations	0	0	3	0	3	2	50%	22	5	340%	38	-42%
Total	18	17	27	15	77	78	-1%	702	739	-5%	871	-19%



Figures are preliminary and subject to further analysis and revision

* Sex Offenses, Forcible includes forcible rape, forcible sodomy, forcible fondling, sexual assault with an object

** Larceny includes shoplifting, pickpocket, pursesnatch, from building, bicycles, motor vehicle parts or accessories, and other.



Part I Crime - Comparison Report

Providence Police Department

Through 11/21/2021
Week 46

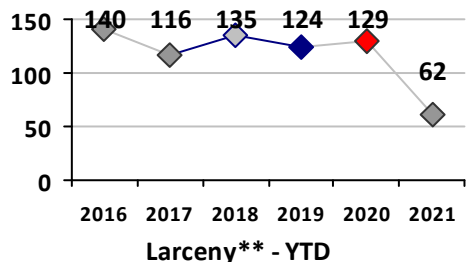
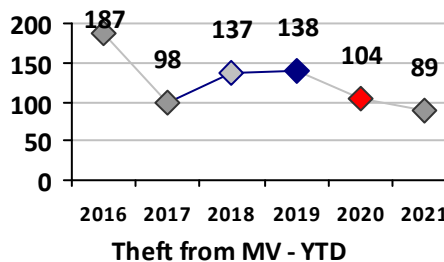
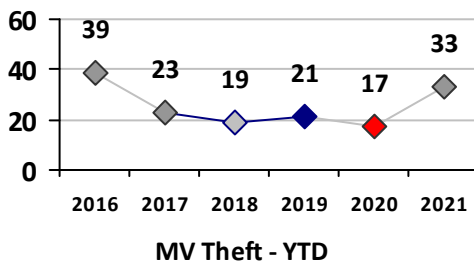
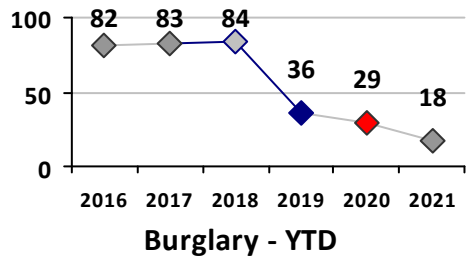
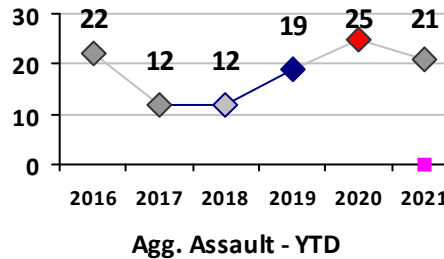
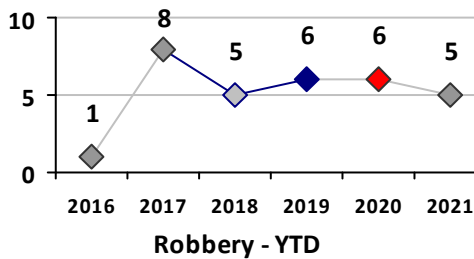
District 8

4 Week Trend 10/25/2021 - 11/21/2021	Past 28 Days 10/25/2021 - 11/21/2021	Year to Date January 1 - November 21
---	---	---

Violent Crime	Current Week	Last Week	Wk 44	Wk 43	Past 28 Days	Past 28 Days LY	Chg.	Current Year	Last Year	Chg.	Wght. 5yr Avg	Chg.
Homicide	0	0	0	0	0	0	--	1	0	100%	0	--
Sex Offenses, Forcible*	0	0	1	0	1	2	-50%	10	8	25%	10	0%
Robbery Other	0	0	0	0	0	2	--	4	5	-20%	5	-20%
Robbery W Firearm	0	0	0	0	0	0	--	1	2	-50%	1	0%
Agg. Assault	1	0	0	0	1	1	0%	18	18	0%	14	29%
Agg. Assault W Firearm	0	0	0	0	0	0	--	4	7	-43%	5	-20%
Total	1	0	1	0	2	5	-60%	38	40	-5%	35	9%

Property Crime	Current Week	Last Week	Wk 44	Wk 43	Past 28 Days	Past 28 Days LY	Chg.	Current Year	Last Year	Chg.	Wght. 5yr Avg	Chg.
Burglary	1	1	0	0	2	5	-60%	19	30	-37%	56	-66%
MV Theft	0	0	2	1	3	2	50%	33	18	83%	22	50%
Larceny from MV	1	4	1	5	11	7	57%	90	104	-13%	127	-29%
Larceny**	1	3	0	2	6	7	-14%	63	133	-53%	132	-52%
Total	3	8	3	8	22	21	5%	205	285	-28%	335	-39%

Other Crime	Current Week	Last Week	Wk 44	Wk 43	Past 28 Days	Past 28 Days LY	Chg.	Current Year	Last Year	Chg.	Wght. 5yr Avg	Chg.
Assault Other	0	3	4	0	7	5	40%	68	59	15%	72	-6%
Vandalism	3	3	1	5	12	7	71%	68	90	-24%	101	-33%
Drug Offenses	0	0	0	0	0	0	--	8	6	33%	10	-20%
Weapons Offenses	0	0	0	0	0	0	--	8	7	14%	7	14%
Liquor Law Violations	0	0	0	0	0	0	--	0	0	0%	0	--
Total	3	6	5	5	19	12	58%	152	162	-6%	190	-20%



Figures are preliminary and subject to further analysis and revision

* Sex Offenses, Forcible includes forcible rape, forcible sodomy, forcible fondling, sexual assault with an object

** Larceny includes shoplifting, pickpocket, pursesnatch, from building, bicycles, motor vehicle parts or accessories, and other.



Part I Crime - Comparison Report

Providence Police Department

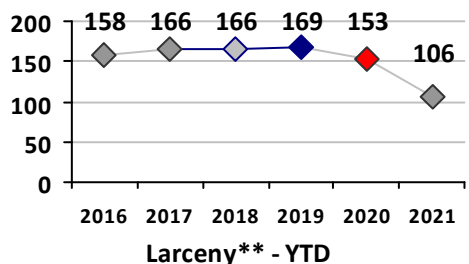
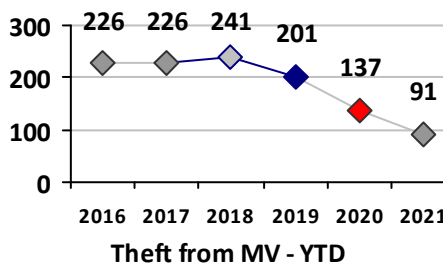
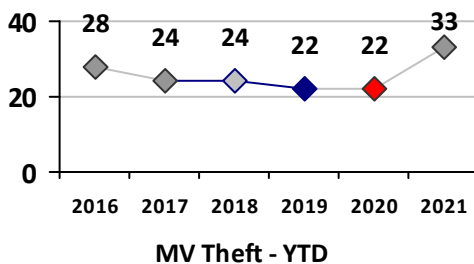
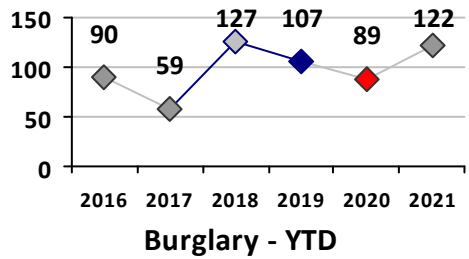
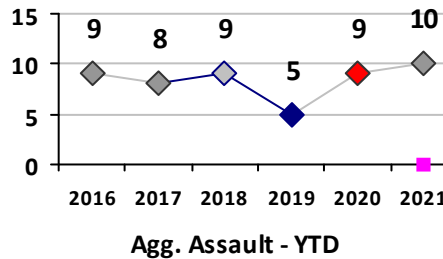
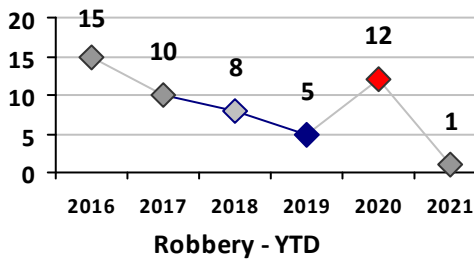
Through 11/21/2021
Week 46

District 9												
4 Week Trend 10/25/2021 - 11/21/2021					Past 28 Days 10/25/2021 - 11/21/2021			Year to Date January 1 - November 21				

Violent Crime	Current Week	Last Week	Wk 44	Wk 43	Past 28 Days	Past 28 Days LY	Chg.	Current Year	Last Year	Chg.	Wght. 5yr Avg	Chg.
Homicide	0	0	0	0	0	0	--	0	0	0%	0	--
Sex Offenses, Forcible*	0	2	0	0	2	1	100%	6	4	50%	5	20%
Robbery Other	0	0	0	0	0	1	--	0	10	-100%	7	--
Robbery W Firearm	0	0	0	0	0	1	--	1	2	-50%	2	-50%
Agg. Assault	0	0	0	0	0	0	--	10	4	150%	5	100%
Agg. Assault W Firearm	0	0	0	0	0	0	--	0	5	-100%	3	--
Total	0	2	0	0	2	3	-33%	17	25	-32%	22	-23%

Property Crime	Current Week	Last Week	Wk 44	Wk 43	Past 28 Days	Past 28 Days LY	Chg.	Current Year	Last Year	Chg.	Wght. 5yr Avg	Chg.
Burglary	4	3	1	5	13	6	117%	126	90	40%	101	25%
MV Theft	1	0	0	0	1	2	-50%	34	22	55%	23	48%
Larceny from MV	7	2	7	4	20	16	25%	98	139	-29%	197	-50%
Larceny**	4	5	0	1	10	14	-29%	110	157	-30%	167	-34%
Total	16	10	8	10	44	38	16%	368	408	-10%	488	-25%

Other Crime	Current Week	Last Week	Wk 44	Wk 43	Past 28 Days	Past 28 Days LY	Chg.	Current Year	Last Year	Chg.	Wght. 5yr Avg	Chg.
Assault Other	3	1	1	1	6	6	0%	41	48	-15%	48	-15%
Vandalism	3	0	0	1	4	12	-67%	65	107	-39%	108	-40%
Drug Offenses	0	0	0	0	0	0	--	9	11	-18%	13	-31%
Weapons Offenses	0	0	0	0	0	0	--	16	7	129%	5	220%
Liquor Law Violations	0	0	0	0	0	0	--	0	0	0%	2	--
Total	6	1	1	2	10	18	-44%	131	173	-24%	175	-25%



Figures are preliminary and subject to further analysis and revision

* Sex Offenses, Forcible includes forcible rape, forcible sodomy, forcible fondling, sexual assault with an object

** Larceny includes shoplifting, pickpocket, pursesnatch, from building, bicycles, motor vehicle parts or accessories, and other.