



# Part I Crime - Comparison Report

Providence Police Department

Through 12/12/2021  
Week 49

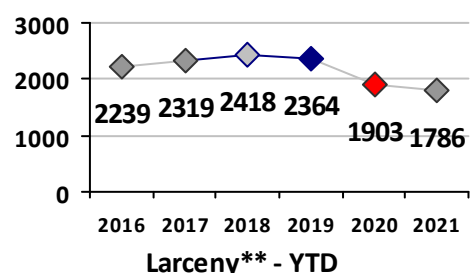
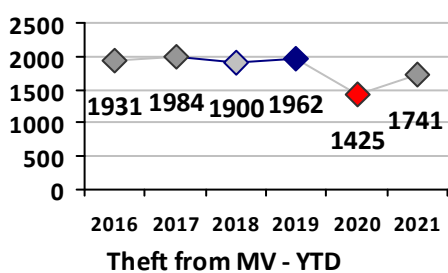
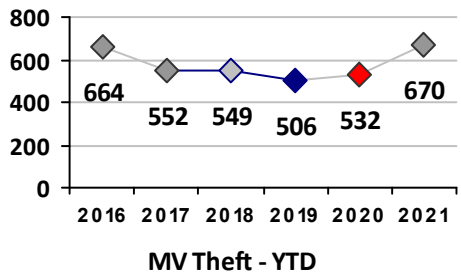
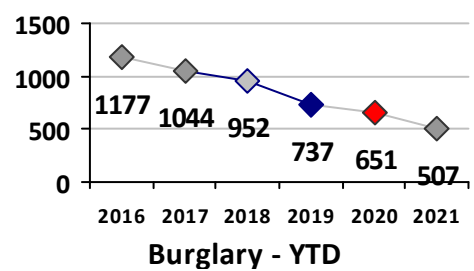
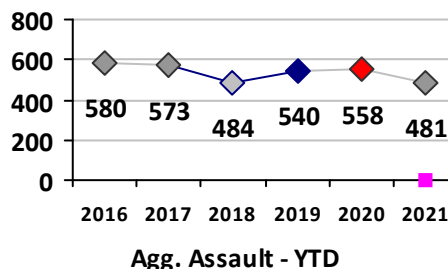
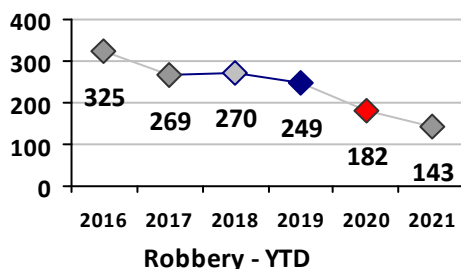
## Citywide

4 Week Trend 11/15/2021 - 12/12/2021	Past 28 Days 11/15/2021 - 12/12/2021	Year to Date January 1 - December 12
---	---	---

<b>Violent Crime</b>	Current Week	Last Week	Wk 47	Wk 46	Past 28 Days	Past 28 Days LY	Chg.	Current Year	Last Year	Chg.	Wght. 5yr Avg	Chg.
Homicide	1	0	0	1	2	3	-33%	23	18	28%	14	64%
Sex Offenses, Forcible*	1	5	5	1	12	13	-8%	155	138	12%	191	-19%
Robbery W Firearm	0	1	3	1	5	10	-50%	43	58	-26%	70	-39%
Robbery Other	3	2	2	3	10	7	43%	100	124	-19%	170	-41%
Agg. Assault W Firearm	1	1	0	5	7	9	-22%	124	122	2%	123	1%
Agg. Assault	6	6	5	8	25	15	67%	357	438	-18%	420	-15%
<b>Total</b>	<b>12</b>	<b>15</b>	<b>15</b>	<b>19</b>	<b>61</b>	<b>57</b>	<b>7%</b>	<b>802</b>	<b>898</b>	<b>-11%</b>	<b>988</b>	<b>-19%</b>

<b>Property Crime</b>	Current Week	Last Week	Wk 47	Wk 46	Past 28 Days	Past 28 Days LY	Chg.	Current Year	Last Year	Chg.	Wght. 5yr Avg	Chg.
Burglary	8	8	12	8	36	40	-10%	507	655	-23%	824	-38%
MV Theft	13	9	9	14	45	66	-32%	670	535	25%	542	24%
Larceny from MV	10	54	29	49	142	132	8%	1741	1430	22%	1779	-2%
Larceny**	43	43	25	42	153	151	1%	1786	1918	-7%	2216	-19%
<b>Total</b>	<b>74</b>	<b>114</b>	<b>75</b>	<b>113</b>	<b>376</b>	<b>389</b>	<b>-3%</b>	<b>4704</b>	<b>4538</b>	<b>4%</b>	<b>5360</b>	<b>-12%</b>

<b>Other Crime</b>	Current Week	Last Week	Wk 47	Wk 46	Past 28 Days	Past 28 Days LY	Chg.	Current Year	Last Year	Chg.	Wght. 5yr Avg	Chg.
Assault Other	39	38	50	37	164	98	67%	1701	1722	-1%	1952	-13%
Vandalism	19	37	36	46	138	152	-9%	1811	1836	-1%	1976	-8%
Weapons Offenses	8	12	13	13	46	21	119%	377	307	23%	330	14%
Drug Offenses	5	16	10	13	44	23	91%	363	414	-12%	691	-47%
Liquor Law Violations	1	0	0	0	1	1	0%	30	9	233%	58	-48%
<b>Total</b>	<b>72</b>	<b>103</b>	<b>109</b>	<b>109</b>	<b>393</b>	<b>295</b>	<b>33%</b>	<b>4282</b>	<b>4288</b>	<b>0%</b>	<b>5007</b>	<b>-14%</b>



Figures are preliminary and subject to further analysis and revision

\* Sex Offenses, Forcible includes forcible rape, forcible sodomy, forcible fondling, sexual assault with an object

\*\* Larceny includes shoplifting, pickpocket, pursesnatch, from building, bicycles, motor vehicle parts or accessories, and other.



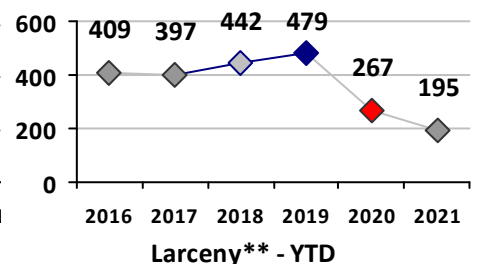
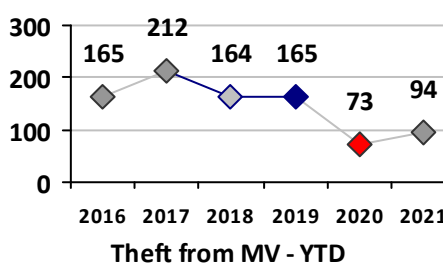
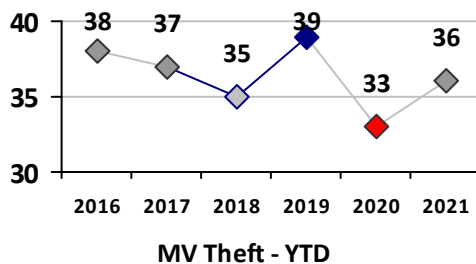
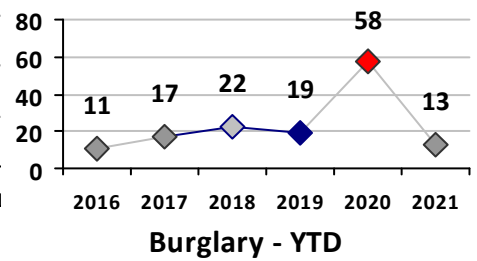
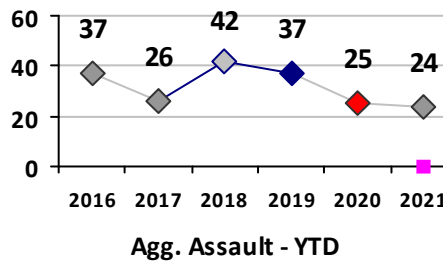
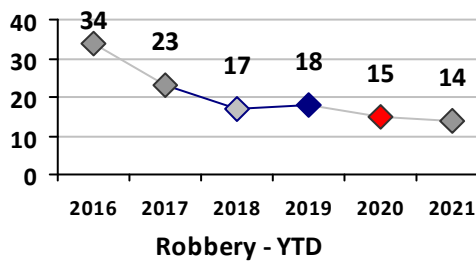
# Part I Crime - Comparison Report

## Providence Police Department

Through 12/12/2021  
Week 49

### District 1

	4 Week Trend 11/15/2021 - 12/12/2021				Past 28 Days 11/15/2021 - 12/12/2021			Year to Date January 1 - December 12				
	Current Week	Last Week	Wk 47	Wk 46	Past 28 Days	Past 28 Days LY	Chg.	Current Year	Last Year	Chg.	Wght. 5yr Avg	Chg.
<b>Violent Crime</b>												
Homicide	0	0	0	0	0	0	--	0	1	-100%	1	--
Sex Offenses, Forcible*	0	1	0	0	1	0	--	14	3	367%	14	0%
Robbery Other	1	0	0	1	2	1	100%	11	14	-21%	18	-39%
Robbery W Firearm	0	0	0	0	0	0	--	3	1	200%	1	200%
Agg. Assault	1	5	0	0	6	2	200%	24	25	-4%	30	-20%
Agg. Assault W Firearm	0	0	0	0	0	0	--	0	0	0%	3	--
<b>Total</b>	<b>2</b>	<b>6</b>	<b>0</b>	<b>1</b>	<b>9</b>	<b>3</b>	<b>200%</b>	<b>52</b>	<b>44</b>	<b>18%</b>	<b>66</b>	<b>-21%</b>
<b>Property Crime</b>												
Burglary	0	0	0	1	1	3	-67%	13	58	-78%	32	-59%
MV Theft	0	0	2	0	2	1	100%	36	33	9%	36	0%
Larceny from MV	0	5	2	5	12	1	1100%	94	73	29%	141	-33%
Larceny**	7	6	5	10	28	21	33%	195	270	-28%	388	-50%
<b>Total</b>	<b>7</b>	<b>11</b>	<b>9</b>	<b>16</b>	<b>43</b>	<b>26</b>	<b>65%</b>	<b>338</b>	<b>434</b>	<b>-22%</b>	<b>596</b>	<b>-43%</b>
<b>Other Crime</b>												
Assault Other	4	8	5	2	19	7	171%	137	108	27%	166	-17%
Vandalism	1	1	1	4	7	8	-13%	84	144	-42%	139	-40%
Drug Offenses	0	1	0	2	3	2	50%	39	25	56%	52	-25%
Weapons Offenses	1	0	0	2	3	0	--	18	11	64%	20	-10%
Liquor Law Violations	1	0	0	0	1	0	--	1	0	100%	7	-86%
<b>Total</b>	<b>7</b>	<b>10</b>	<b>6</b>	<b>10</b>	<b>33</b>	<b>17</b>	<b>94%</b>	<b>279</b>	<b>288</b>	<b>-3%</b>	<b>384</b>	<b>-27%</b>



Figures are preliminary and subject to further analysis and revision

\* Sex Offenses, Forcible includes forcible rape, forcible sodomy, forcible fondling, sexual assault with an object

\*\* Larceny includes shoplifting, pickpocket, pursesnatch, from building, bicycles, motor vehicle parts or accessories, and other.



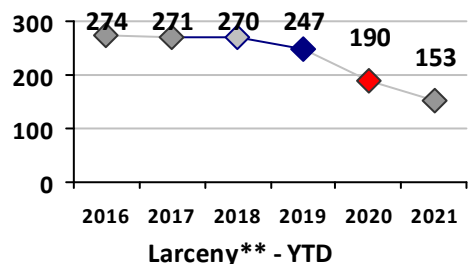
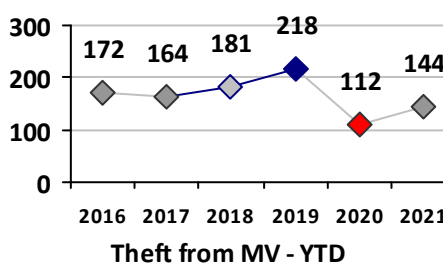
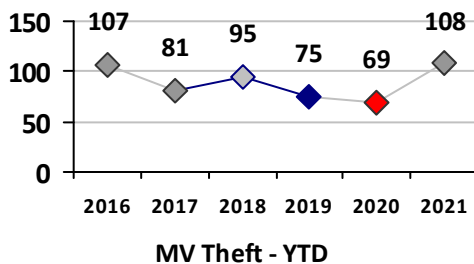
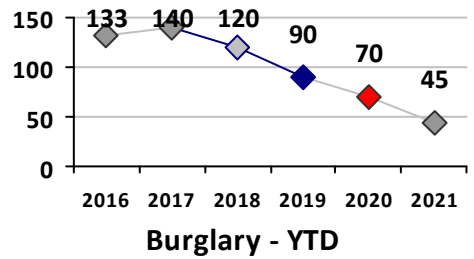
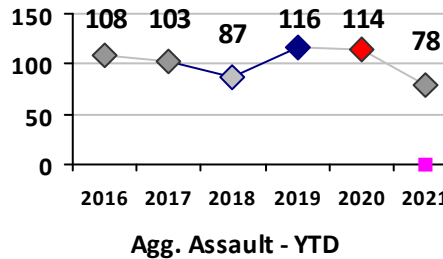
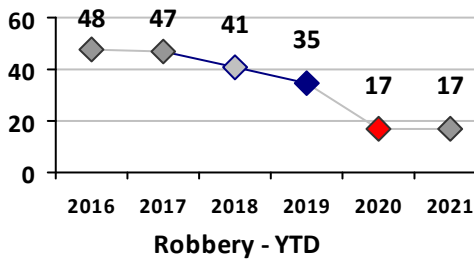
# Part I Crime - Comparison Report

## Providence Police Department

Through 12/12/2021  
Week 49

### District 2


	4 Week Trend 11/15/2021 - 12/12/2021				Past 28 Days 11/15/2021 - 12/12/2021			Year to Date January 1 - December 12				
	Current Week	Last Week	Wk 47	Wk 46	Past 28 Days	Past 28 Days LY	Chg.	Current Year	Last Year	Chg.	Wght. 5yr Avg	Chg.
<b>Violent Crime</b>												
Homicide	0	0	0	0	0	1	--	6	2	200%	3	100%
Sex Offenses, Forcible*	0	0	0	1	1	3	-67%	20	24	-17%	35	-43%
Robbery Other	0	0	1	1	2	0	--	10	13	-23%	23	-57%
Robbery W Firearm	0	0	0	1	1	0	--	7	4	75%	10	-30%
Agg. Assault	1	0	1	3	5	1	400%	53	88	-40%	79	-33%
Agg. Assault W Firearm	1	0	0	0	1	3	-67%	25	26	-4%	29	-14%
<b>Total</b>	<b>2</b>	<b>0</b>	<b>2</b>	<b>6</b>	<b>10</b>	<b>8</b>	<b>25%</b>	<b>121</b>	<b>157</b>	<b>-23%</b>	<b>177</b>	<b>-32%</b>
<b>Property Crime</b>												
Burglary	0	1	2	0	3	2	50%	45	70	-36%	99	-55%
MV Theft	2	0	0	1	3	8	-63%	108	69	57%	80	35%
Larceny from MV	0	1	5	1	7	9	-22%	144	112	29%	165	-13%
Larceny**	1	5	2	7	15	19	-21%	153	193	-21%	239	-36%
<b>Total</b>	<b>3</b>	<b>7</b>	<b>9</b>	<b>9</b>	<b>28</b>	<b>38</b>	<b>-26%</b>	<b>450</b>	<b>444</b>	<b>1%</b>	<b>582</b>	<b>-23%</b>
<b>Other Crime</b>												
Assault Other	4	5	11	10	30	15	100%	276	292	-5%	326	-15%
Vandalism	1	4	5	2	12	15	-20%	157	230	-32%	247	-36%
Drug Offenses	2	3	2	8	15	0	--	59	75	-21%	109	-46%
Weapons Offenses	3	3	4	4	14	5	180%	58	60	-3%	68	-15%
Liquor Law Violations	0	0	0	0	0	0	--	1	1	0%	1	0%
<b>Total</b>	<b>10</b>	<b>15</b>	<b>22</b>	<b>24</b>	<b>71</b>	<b>35</b>	<b>103%</b>	<b>551</b>	<b>658</b>	<b>-16%</b>	<b>750</b>	<b>-27%</b>



Figures are preliminary and subject to further analysis and revision

\* Sex Offenses, Forcible includes forcible rape, forcible sodomy, forcible fondling, sexual assault with an object

\*\* Larceny includes shoplifting, pickpocket, pursesnatch, from building, bicycles, motor vehicle parts or accessories, and other.



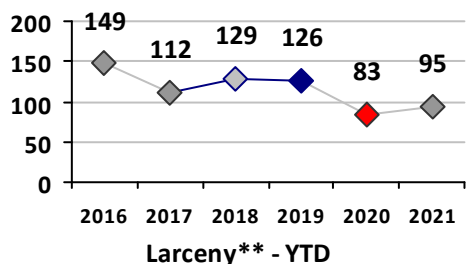
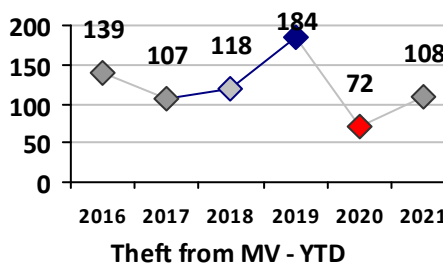
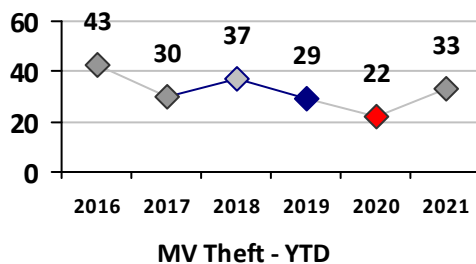
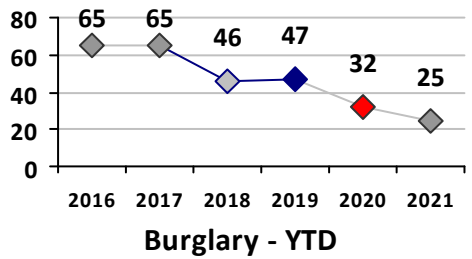
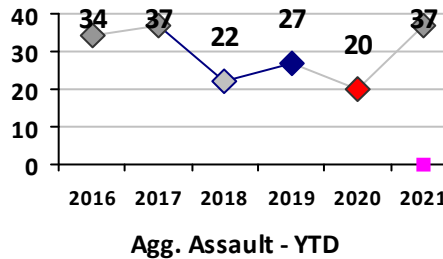
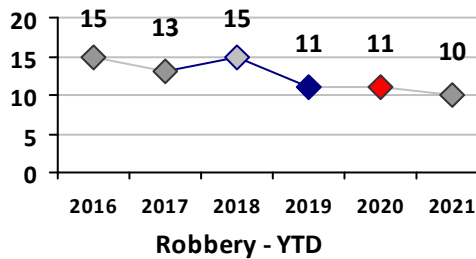
# Part I Crime - Comparison Report

## Providence Police Department

Through 12/12/2021  
Week 49

### District 3


	4 Week Trend 11/15/2021 - 12/12/2021				Past 28 Days 11/15/2021 - 12/12/2021			Year to Date January 1 - December 12				
	Current Week	Last Week	Wk 47	Wk 46	Past 28 Days	Past 28 Days LY	Chg.	Current Year	Last Year	Chg.	Wght. 5yr Avg	Chg.
<b>Violent Crime</b>												
Homicide	0	0	0	0	0	0	--	2	3	-33%	2	0%
Sex Offenses, Forcible*	0	0	0	0	0	0	--	8	6	33%	9	-11%
Robbery Other	0	0	0	0	0	0	--	6	7	-14%	6	0%
Robbery W Firearm	0	0	0	0	0	1	--	4	4	0%	6	-33%
Agg. Assault	0	0	0	0	0	1	--	19	15	27%	18	6%
Agg. Assault W Firearm	0	0	0	0	0	0	--	18	5	260%	8	125%
<b>Total</b>	<b>0</b>	<b>0</b>	<b>0</b>	<b>0</b>	<b>0</b>	<b>2</b>	<b>200%</b>	<b>57</b>	<b>40</b>	<b>43%</b>	<b>48</b>	<b>19%</b>
<b>Property Crime</b>												
Burglary	0	0	0	0	0	1	--	25	32	-22%	45	-44%
MV Theft	0	1	1	0	2	2	0%	33	22	50%	29	14%
Larceny from MV	3	3	1	3	10	19	-47%	108	72	50%	120	-10%
Larceny**	5	0	0	2	7	7	0%	95	83	14%	112	-15%
<b>Total</b>	<b>8</b>	<b>4</b>	<b>2</b>	<b>5</b>	<b>19</b>	<b>29</b>	<b>-34%</b>	<b>261</b>	<b>209</b>	<b>25%</b>	<b>306</b>	<b>-15%</b>
<b>Other Crime</b>												
Assault Other	3	4	2	1	10	6	67%	86	100	-14%	113	-24%
Vandalism	1	2	0	1	4	11	-64%	108	115	-6%	116	-7%
Drug Offenses	0	2	1	0	3	0	--	15	18	-17%	52	-71%
Weapons Offenses	1	3	2	4	10	0	--	33	9	267%	19	74%
Liquor Law Violations	0	0	0	0	0	0	--	1	1	0%	1	0%
<b>Total</b>	<b>5</b>	<b>11</b>	<b>5</b>	<b>6</b>	<b>27</b>	<b>17</b>	<b>59%</b>	<b>243</b>	<b>243</b>	<b>0%</b>	<b>301</b>	<b>-19%</b>



Figures are preliminary and subject to further analysis and revision

\* Sex Offenses, Forcible includes forcible rape, forcible sodomy, forcible fondling, sexual assault with an object

\*\* Larceny includes shoplifting, pickpocket, pursesnatch, from building, bicycles, motor vehicle parts or accessories, and other.



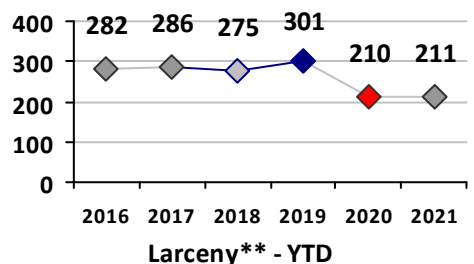
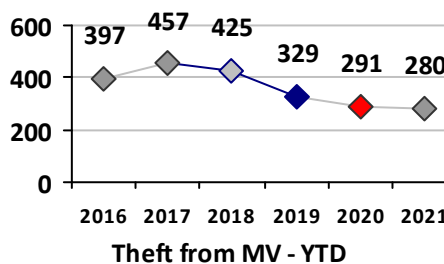
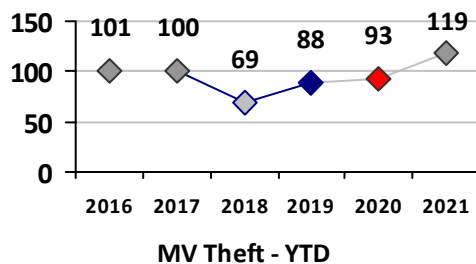
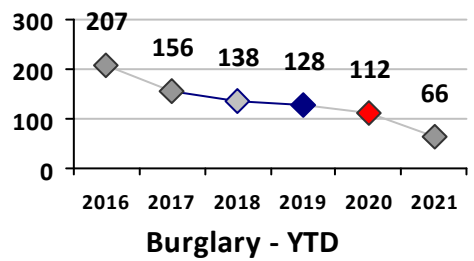
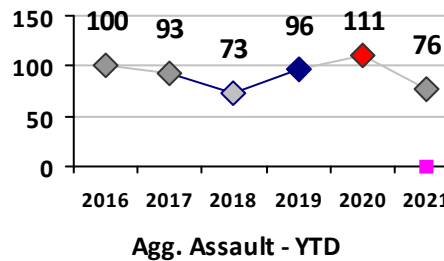
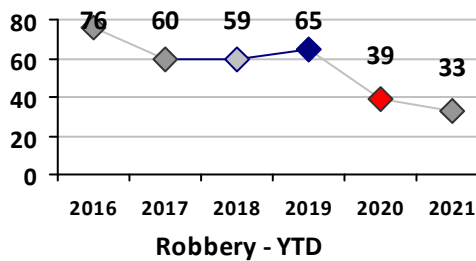
# Part I Crime - Comparison Report

## Providence Police Department

Through 12/12/2021  
Week 49

### District 4

	4 Week Trend 11/15/2021 - 12/12/2021				Past 28 Days 11/15/2021 - 12/12/2021			Year to Date January 1 - December 12				
	Current Week	Last Week	Wk 47	Wk 46	Past 28 Days	Past 28 Days LY	Chg.	Current Year	Last Year	Chg.	Wght. 5yr Avg	Chg.
<b>Violent Crime</b>												
Homicide	0	0	0	0	0	0	--	3	3	0%	3	0%
Sex Offenses, Forcible*	1	0	1	0	2	3	-33%	33	15	120%	36	-8%
Robbery Other	2	0	0	0	2	1	100%	26	27	-4%	42	-38%
Robbery W Firearm	0	0	0	0	0	4	--	7	12	-42%	14	-50%
Agg. Assault	1	0	0	0	1	0	--	59	95	-38%	78	-24%
Agg. Assault W Firearm	0	0	0	4	4	1	300%	17	16	6%	18	-6%
<b>Total</b>	<b>4</b>	<b>0</b>	<b>1</b>	<b>4</b>	<b>9</b>	<b>9</b>	<b>0%</b>	<b>145</b>	<b>168</b>	<b>-14%</b>	<b>190</b>	<b>-24%</b>
<b>Property Crime</b>												
Burglary	0	0	2	0	2	6	-67%	66	112	-41%	134	-51%
MV Theft	0	3	1	3	7	20	-65%	119	96	24%	89	34%
Larceny from MV	2	4	2	8	16	25	-36%	280	293	-4%	359	-22%
Larceny**	3	4	2	4	13	18	-28%	211	211	0%	264	-20%
<b>Total</b>	<b>5</b>	<b>11</b>	<b>7</b>	<b>15</b>	<b>38</b>	<b>69</b>	<b>-45%</b>	<b>676</b>	<b>712</b>	<b>-5%</b>	<b>846</b>	<b>-20%</b>
<b>Other Crime</b>												
Assault Other	7	5	7	3	22	15	47%	256	293	-13%	328	-22%
Vandalism	3	3	3	3	12	17	-29%	238	279	-15%	318	-25%
Drug Offenses	1	2	1	0	4	5	-20%	90	100	-10%	174	-48%
Weapons Offenses	1	0	2	2	5	3	67%	85	50	70%	59	44%
Liquor Law Violations	0	0	0	0	0	0	--	1	0	100%	3	-67%
<b>Total</b>	<b>12</b>	<b>10</b>	<b>13</b>	<b>8</b>	<b>43</b>	<b>40</b>	<b>8%</b>	<b>670</b>	<b>722</b>	<b>-7%</b>	<b>882</b>	<b>-24%</b>



Figures are preliminary and subject to further analysis and revision

\* Sex Offenses, Forcible includes forcible rape, forcible sodomy, forcible fondling, sexual assault with an object

\*\* Larceny includes shoplifting, pickpocket, pursesnatch, from building, bicycles, motor vehicle parts or accessories, and other.



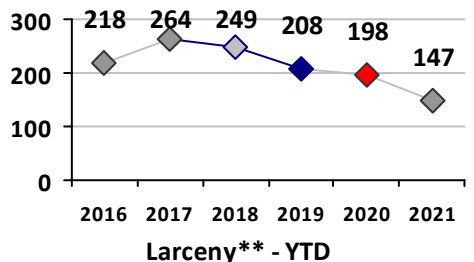
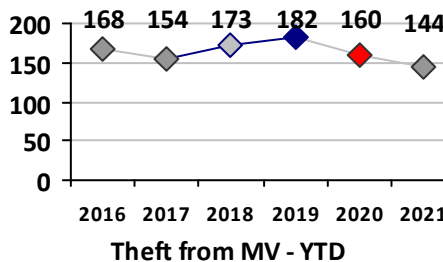
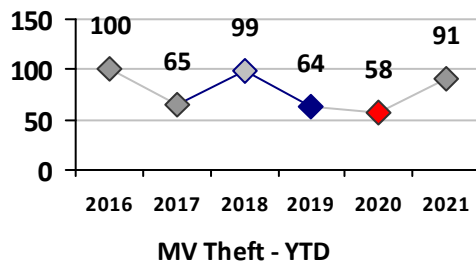
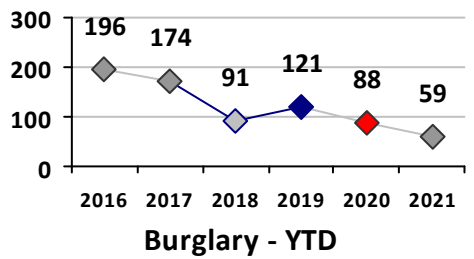
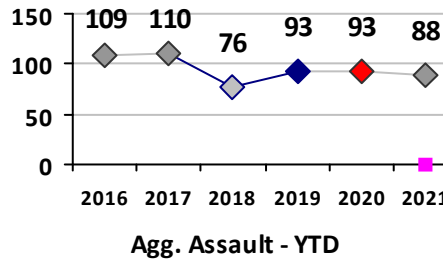
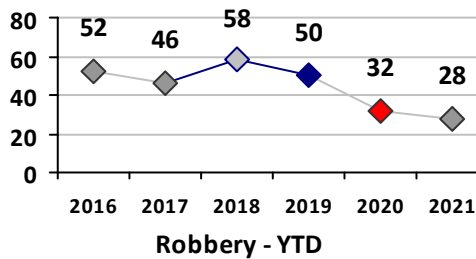
# Part I Crime - Comparison Report

## Providence Police Department

Through 12/12/2021  
Week 49

### District 5

	4 Week Trend 11/15/2021 - 12/12/2021				Past 28 Days 11/15/2021 - 12/12/2021			Year to Date January 1 - December 12				
	Current Week	Last Week	Wk 47	Wk 46	Past 28 Days	Past 28 Days LY	Chg.	Current Year	Last Year	Chg.	Wght. 5yr Avg	Chg.
<b>Violent Crime</b>												
Homicide	0	0	0	1	1	1	0%	3	2	50%	1	200%
Sex Offenses, Forcible*	0	4	0	0	4	1	300%	22	30	-27%	33	-33%
Robbery Other	0	1	0	0	1	2	-50%	23	18	28%	30	-23%
Robbery W Firearm	0	0	1	0	1	2	-50%	5	14	-64%	15	-67%
Agg. Assault	2	1	2	0	5	2	150%	66	73	-10%	73	-10%
Agg. Assault W Firearm	0	0	0	0	0	3	--	22	21	5%	21	5%
<b>Total</b>	<b>2</b>	<b>6</b>	<b>3</b>	<b>1</b>	<b>12</b>	<b>11</b>	<b>9%</b>	<b>141</b>	<b>158</b>	<b>-11%</b>	<b>173</b>	<b>-18%</b>
<b>Property Crime</b>												
Burglary	2	0	0	0	2	7	-71%	59	90	-34%	117	-50%
MV Theft	4	0	0	1	5	11	-55%	91	58	57%	72	26%
Larceny from MV	1	8	5	3	17	14	21%	144	160	-10%	169	-15%
Larceny**	6	5	1	4	16	18	-11%	147	200	-27%	222	-34%
<b>Total</b>	<b>13</b>	<b>13</b>	<b>6</b>	<b>8</b>	<b>40</b>	<b>50</b>	<b>-20%</b>	<b>441</b>	<b>508</b>	<b>-13%</b>	<b>579</b>	<b>-24%</b>
<b>Other Crime</b>												
Assault Other	7	4	10	3	24	20	20%	296	274	8%	310	-5%
Vandalism	2	6	3	5	16	32	-50%	223	261	-15%	290	-23%
Drug Offenses	0	2	1	3	6	5	20%	54	69	-22%	111	-51%
Weapons Offenses	0	1	1	1	3	2	50%	56	75	-25%	55	2%
Liquor Law Violations	0	0	0	0	0	0	--	1	1	0%	2	-50%
<b>Total</b>	<b>9</b>	<b>13</b>	<b>15</b>	<b>12</b>	<b>49</b>	<b>59</b>	<b>-17%</b>	<b>630</b>	<b>680</b>	<b>-7%</b>	<b>768</b>	<b>-18%</b>



Figures are preliminary and subject to further analysis and revision

\* Sex Offenses, Forcible includes forcible rape, forcible sodomy, forcible fondling, sexual assault with an object

\*\* Larceny includes shoplifting, pickpocket, pursesnatch, from building, bicycles, motor vehicle parts or accessories, and other.



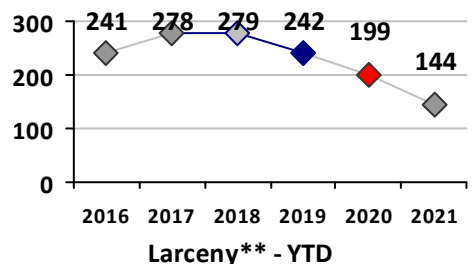
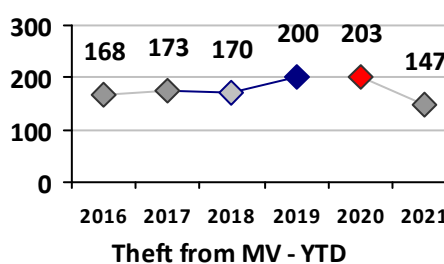
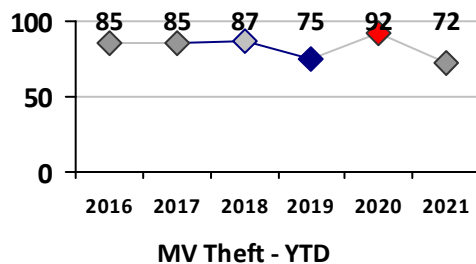
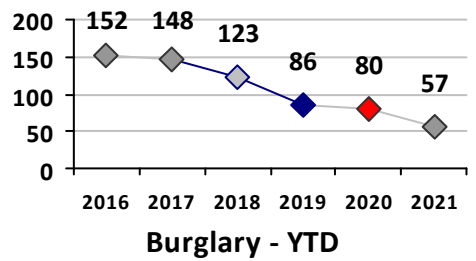
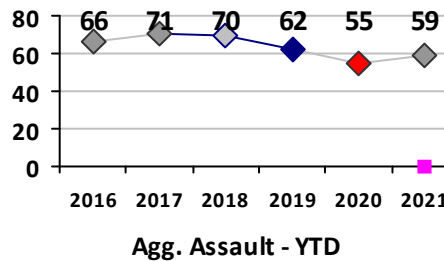
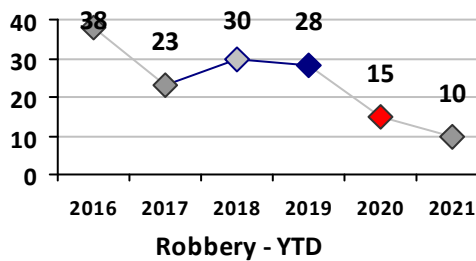
# Part I Crime - Comparison Report

## Providence Police Department

Through 12/12/2021  
Week 49

### District 6

	4 Week Trend 11/15/2021 - 12/12/2021				Past 28 Days 11/15/2021 - 12/12/2021			Year to Date January 1 - December 12				
	Current Week	Last Week	Wk 47	Wk 46	Past 28 Days	Past 28 Days LY	Chg.	Current Year	Last Year	Chg.	Wght. 5yr Avg	Chg.
<b>Violent Crime</b>												
Homicide	0	0	0	0	0	0	--	2	2	0%	2	0%
Sex Offenses, Forcible*	0	0	0	0	0	2	--	12	17	-29%	17	-29%
Robbery Other	0	1	0	1	2	1	100%	7	10	-30%	16	-56%
Robbery W Firearm	0	0	0	0	0	0	--	3	5	-40%	8	-63%
Agg. Assault	1	0	0	1	2	4	-50%	45	42	7%	49	-8%
Agg. Assault W Firearm	0	0	0	0	0	1	--	14	13	8%	13	8%
<b>Total</b>	<b>1</b>	<b>1</b>	<b>0</b>	<b>2</b>	<b>4</b>	<b>8</b>	<b>-50%</b>	<b>83</b>	<b>89</b>	<b>-7%</b>	<b>105</b>	<b>-21%</b>
<b>Property Crime</b>												
Burglary	0	2	0	1	3	6	-50%	57	81	-30%	105	-46%
MV Theft	2	2	1	1	6	13	-54%	72	92	-22%	85	-15%
Larceny from MV	0	3	1	5	9	26	-65%	147	205	-28%	190	-23%
Larceny**	4	3	1	0	8	16	-50%	144	201	-28%	241	-40%
<b>Total</b>	<b>6</b>	<b>10</b>	<b>3</b>	<b>7</b>	<b>26</b>	<b>61</b>	<b>-57%</b>	<b>420</b>	<b>579</b>	<b>-27%</b>	<b>621</b>	<b>-32%</b>
<b>Other Crime</b>												
Assault Other	3	1	5	4	13	18	-28%	179	210	-15%	217	-18%
Vandalism	2	6	3	5	16	15	7%	159	215	-26%	232	-31%
Drug Offenses	1	4	4	0	9	0	--	35	43	-19%	55	-36%
Weapons Offenses	1	0	3	0	4	0	--	39	34	15%	32	22%
Liquor Law Violations	0	0	0	0	0	0	--	3	0	300%	1	200%
<b>Total</b>	<b>7</b>	<b>11</b>	<b>15</b>	<b>9</b>	<b>42</b>	<b>33</b>	<b>27%</b>	<b>415</b>	<b>502</b>	<b>-17%</b>	<b>538</b>	<b>-23%</b>



Figures are preliminary and subject to further analysis and revision

\* Sex Offenses, Forcible includes forcible rape, forcible sodomy, forcible fondling, sexual assault with an object

\*\* Larceny includes shoplifting, pickpocket, pursesnatch, from building, bicycles, motor vehicle parts or accessories, and other.





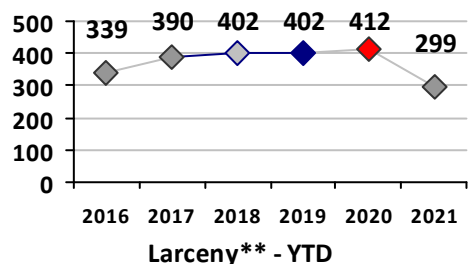
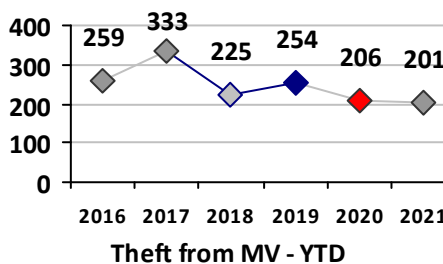
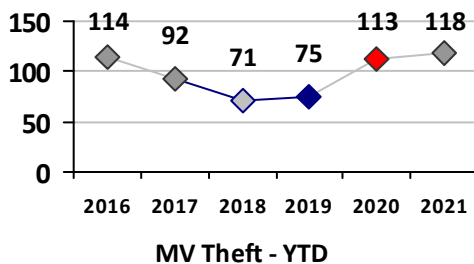
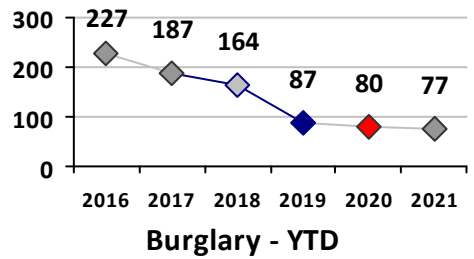
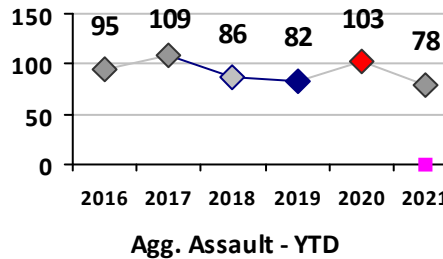
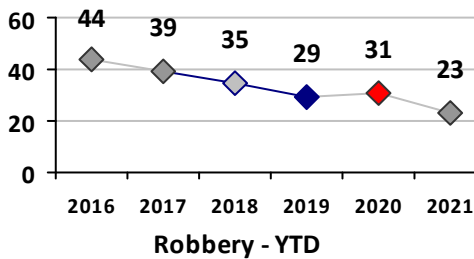
# Part I Crime - Comparison Report

## Providence Police Department

Through 12/12/2021  
Week 49

### District 7

	4 Week Trend 11/15/2021 - 12/12/2021				Past 28 Days 11/15/2021 - 12/12/2021			Year to Date January 1 - December 12				
	Current Week	Last Week	Wk 47	Wk 46	Past 28 Days	Past 28 Days LY	Chg.	Current Year	Last Year	Chg.	Wght. 5yr Avg	Chg.
<b>Violent Crime</b>												
Homicide	1	0	0	0	1	0	--	6	4	50%	3	100%
Sex Offenses, Forcible*	0	0	4	0	4	4	0%	26	25	4%	25	4%
Robbery Other	0	0	1	0	1	1	0%	13	17	-24%	21	-38%
Robbery W Firearm	0	1	2	0	3	3	0%	10	14	-29%	12	-17%
Agg. Assault	0	0	0	2	2	4	-50%	55	75	-27%	71	-23%
Agg. Assault W Firearm	0	1	0	1	2	0	--	23	28	-18%	23	0%
<b>Total</b>	<b>1</b>	<b>2</b>	<b>7</b>	<b>3</b>	<b>13</b>	<b>12</b>	<b>8%</b>	<b>133</b>	<b>163</b>	<b>-18%</b>	<b>155</b>	<b>-14%</b>
<b>Property Crime</b>												
Burglary	3	1	2	1	7	5	40%	77	81	-5%	123	-37%
MV Theft	3	1	2	6	12	6	100%	118	113	4%	92	28%
Larceny from MV	4	12	2	3	21	13	62%	201	207	-3%	245	-18%
Larceny**	11	6	6	4	27	33	-18%	299	413	-28%	400	-25%
<b>Total</b>	<b>21</b>	<b>20</b>	<b>12</b>	<b>14</b>	<b>67</b>	<b>57</b>	<b>18%</b>	<b>695</b>	<b>814</b>	<b>-15%</b>	<b>860</b>	<b>-19%</b>
<b>Other Crime</b>												
Assault Other	9	7	5	10	31	11	182%	329	319	3%	348	-5%
Vandalism	7	6	3	8	24	26	-8%	284	337	-16%	365	-22%
Drug Offenses	1	2	1	0	4	11	-64%	52	55	-5%	102	-49%
Weapons Offenses	1	5	0	0	6	11	-45%	63	54	17%	61	3%
Liquor Law Violations	0	0	0	0	0	1	--	22	6	267%	39	-44%
<b>Total</b>	<b>18</b>	<b>20</b>	<b>9</b>	<b>18</b>	<b>65</b>	<b>60</b>	<b>8%</b>	<b>750</b>	<b>771</b>	<b>-3%</b>	<b>916</b>	<b>-18%</b>



Figures are preliminary and subject to further analysis and revision

\* Sex Offenses, Forcible includes forcible rape, forcible sodomy, forcible fondling, sexual assault with an object

\*\* Larceny includes shoplifting, pickpocket, pursesnatch, from building, bicycles, motor vehicle parts or accessories, and other.





# Part I Crime - Comparison Report

## Providence Police Department

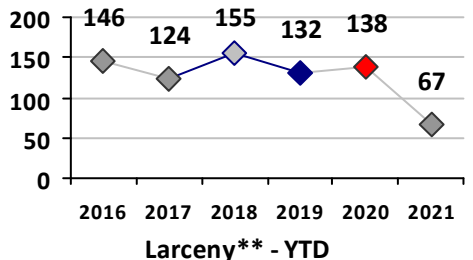
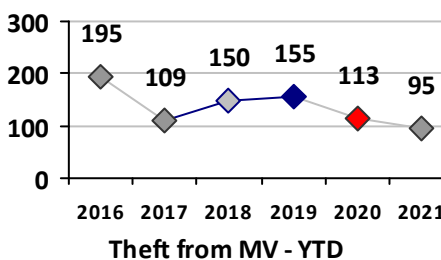
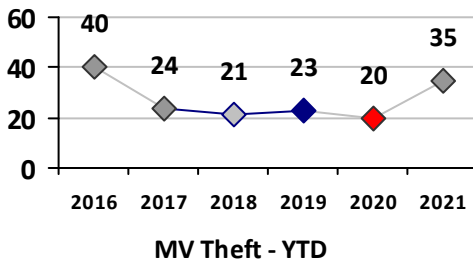
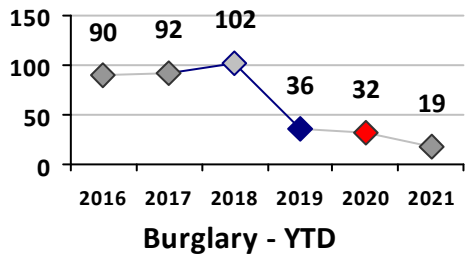
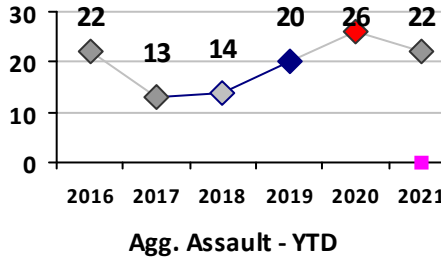
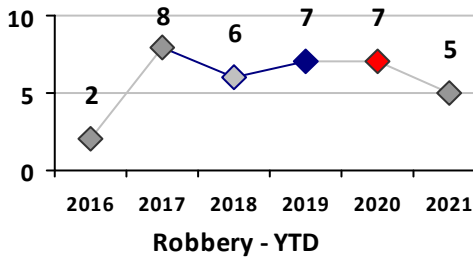
Through 12/12/2021  
Week 49

District 8											
4 Week Trend 11/15/2021 - 12/12/2021				Past 28 Days 11/15/2021 - 12/12/2021				Year to Date January 1 - December 12			

<b>Violent Crime</b>	Current Week	Last Week	Wk 47	Wk 46	Past 28 Days	Past 28 Days LY	Chg.	Current Year	Last Year	Chg.	Wght. 5yr Avg	Chg.
Homicide	0	0	0	0	0	1	--	1	1	0%	1	0%
Sex Offenses, Forcible*	0	0	0	0	0	0	--	10	8	25%	10	0%
Robbery Other	0	0	0	0	0	1	--	4	5	-20%	5	-20%
Robbery W Firearm	0	0	0	0	0	0	--	1	2	-50%	1	0%
Agg. Assault	0	0	0	1	1	1	0%	18	19	-5%	15	20%
Agg. Assault W Firearm	0	0	0	0	0	1	--	4	8	-50%	5	-20%
<b>Total</b>	<b>0</b>	<b>0</b>	<b>0</b>	<b>1</b>	<b>1</b>	<b>4</b>	<b>-75%</b>	<b>38</b>	<b>43</b>	<b>-12%</b>	<b>37</b>	<b>3%</b>

<b>Property Crime</b>	Current Week	Last Week	Wk 47	Wk 46	Past 28 Days	Past 28 Days LY	Chg.	Current Year	Last Year	Chg.	Wght. 5yr Avg	Chg.
Burglary	0	0	0	1	1	3	-67%	19	32	-41%	59	-68%
MV Theft	0	1	1	0	2	3	-33%	35	20	75%	23	52%
Larceny from MV	0	4	1	1	6	9	-33%	95	113	-16%	137	-31%
Larceny**	3	1	0	1	5	9	-44%	67	140	-52%	139	-52%
<b>Total</b>	<b>3</b>	<b>6</b>	<b>2</b>	<b>3</b>	<b>14</b>	<b>24</b>	<b>-42%</b>	<b>216</b>	<b>305</b>	<b>-29%</b>	<b>358</b>	<b>-40%</b>

<b>Other Crime</b>	Current Week	Last Week	Wk 47	Wk 46	Past 28 Days	Past 28 Days LY	Chg.	Current Year	Last Year	Chg.	Wght. 5yr Avg	Chg.
Assault Other	1	3	2	0	6	3	100%	74	61	21%	76	-3%
Vandalism	0	1	1	2	4	6	-33%	69	94	-27%	108	-36%
Drug Offenses	0	0	0	0	0	0	--	8	6	33%	11	-27%
Weapons Offenses	0	0	0	0	0	0	--	8	7	14%	7	14%
Liquor Law Violations	0	0	0	0	0	0	--	0	0	0%	1	--
<b>Total</b>	<b>1</b>	<b>4</b>	<b>3</b>	<b>2</b>	<b>10</b>	<b>9</b>	<b>11%</b>	<b>159</b>	<b>168</b>	<b>-5%</b>	<b>203</b>	<b>-22%</b>



Figures are preliminary and subject to further analysis and revision

\* Sex Offenses, Forcible includes forcible rape, forcible sodomy, forcible fondling, sexual assault with an object

\*\* Larceny includes shoplifting, pickpocket, pursesnatch, from building, bicycles, motor vehicle parts or accessories, and other.



# Part I Crime - Comparison Report

## Providence Police Department

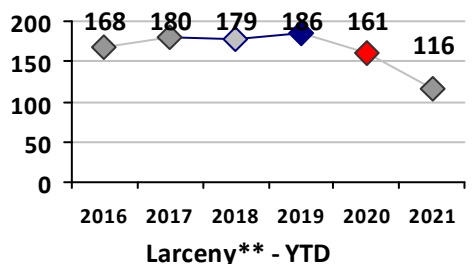
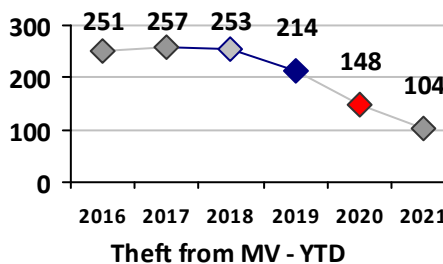
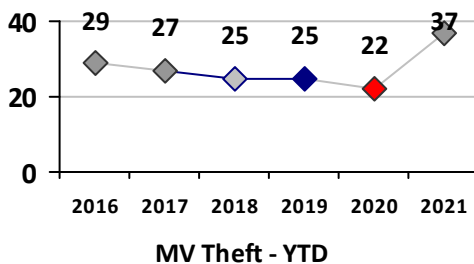
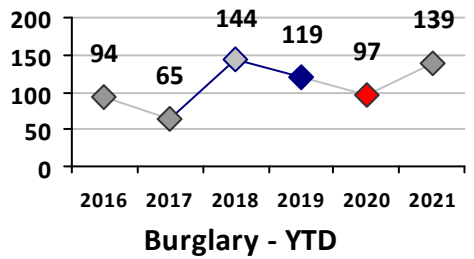
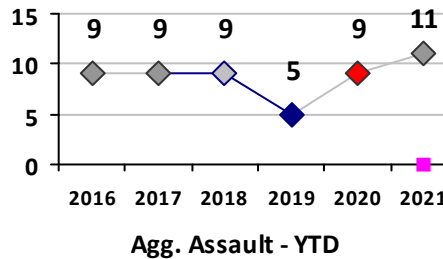
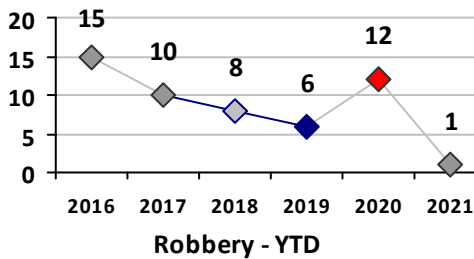
Through 12/12/2021  
Week 49

District 9											
4 Week Trend 11/15/2021 - 12/12/2021				Past 28 Days 11/15/2021 - 12/12/2021				Year to Date January 1 - December 12			

<b>Violent Crime</b>	Current Week	Last Week	Wk 47	Wk 46	Past 28 Days	Past 28 Days LY	Chg.	Current Year	Last Year	Chg.	Wght. 5yr Avg	Chg.
Homicide	0	0	0	0	0	0	--	0	0	0%	0	--
Sex Offenses, Forcible*	0	0	0	0	0	0	--	6	4	50%	6	0%
Robbery Other	0	0	0	0	0	0	--	0	10	-100%	7	--
Robbery W Firearm	0	0	0	0	0	0	--	1	2	-50%	2	-50%
Agg. Assault	0	0	1	0	1	0	--	11	4	175%	5	120%
Agg. Assault W Firearm	0	0	0	0	0	0	--	0	5	-100%	3	--
<b>Total</b>	<b>0</b>	<b>0</b>	<b>1</b>	<b>0</b>	<b>1</b>	<b>0</b>	<b>100%</b>	<b>18</b>	<b>25</b>	<b>-28%</b>	<b>23</b>	<b>-22%</b>

<b>Property Crime</b>	Current Week	Last Week	Wk 47	Wk 46	Past 28 Days	Past 28 Days LY	Chg.	Current Year	Last Year	Chg.	Wght. 5yr Avg	Chg.
Burglary	3	4	6	4	17	7	143%	139	97	43%	108	29%
MV Theft	2	1	0	1	4	0	--	37	22	68%	25	48%
Larceny from MV	0	3	3	7	13	11	18%	104	148	-30%	209	-50%
Larceny**	3	4	2	1	10	7	43%	116	162	-28%	175	-34%
<b>Total</b>	<b>8</b>	<b>12</b>	<b>11</b>	<b>13</b>	<b>44</b>	<b>25</b>	<b>76%</b>	<b>396</b>	<b>429</b>	<b>-8%</b>	<b>515</b>	<b>-23%</b>

<b>Other Crime</b>	Current Week	Last Week	Wk 47	Wk 46	Past 28 Days	Past 28 Days LY	Chg.	Current Year	Last Year	Chg.	Wght. 5yr Avg	Chg.
Assault Other	0	0	1	3	4	1	300%	42	49	-14%	50	-16%
Vandalism	1	0	0	3	4	12	-67%	66	114	-42%	116	-43%
Drug Offenses	0	0	0	0	0	0	--	9	11	-18%	13	-31%
Weapons Offenses	0	0	0	0	0	0	--	16	7	129%	6	167%
Liquor Law Violations	0	0	0	0	0	0	--	0	0	0%	2	--
<b>Total</b>	<b>1</b>	<b>0</b>	<b>1</b>	<b>6</b>	<b>8</b>	<b>13</b>	<b>-38%</b>	<b>133</b>	<b>181</b>	<b>-27%</b>	<b>186</b>	<b>-28%</b>



Figures are preliminary and subject to further analysis and revision

\* Sex Offenses, Forcible includes forcible rape, forcible sodomy, forcible fondling, sexual assault with an object

\*\* Larceny includes shoplifting, pickpocket, pursesnatch, from building, bicycles, motor vehicle parts or accessories, and other.