



# Part I Crime - Comparison Report

Providence Police Department

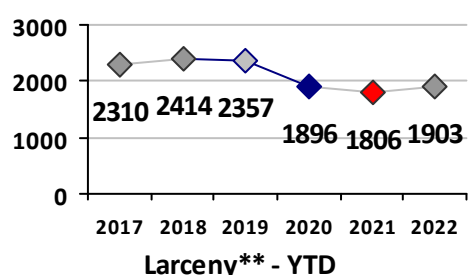
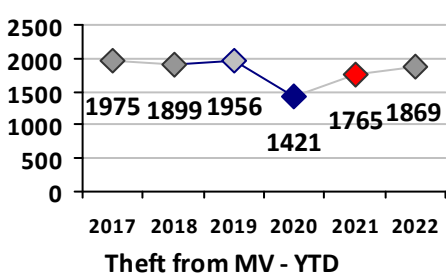
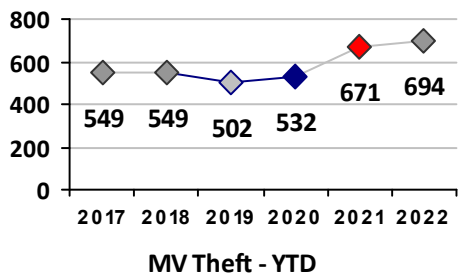
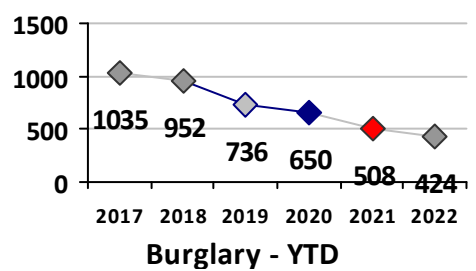
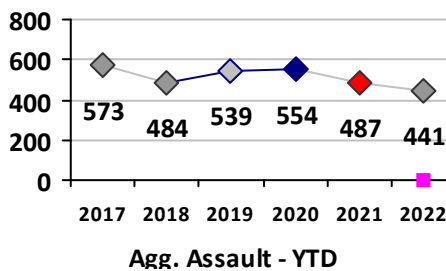
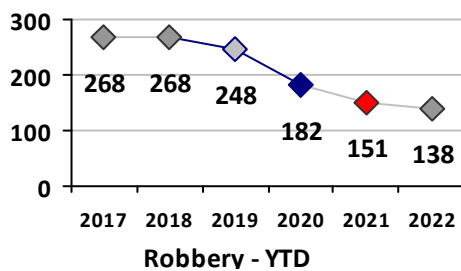
Through 12/11/2022  
Week 49

Citywide											
4 Week Trend 11/14/2022 - 12/11/2022				Past 28 Days 11/14/2022 - 12/11/2022				Year to Date January 1 - December 11			

<b>Violent Crime</b>	Current Week	Last Week	Wk 47	Wk 46	Past 28 Days	Past 28 Days LY	Chg.	Current Year	Last Year	Chg.	Wght. 5yr Avg	Chg.
Homicide	0	0	1	1	2	2	0%	8	23	-65%	17	-53%
Sex Offenses, Forcible*	0	2	1	1	4	12	-67%	149	160	-7%	178	-16%
Robbery W Firearm	1	2	2	1	6	5	20%	36	43	-16%	59	-39%
Robbery Other	3	1	2	3	9	11	-18%	102	109	-6%	144	-29%
Agg. Assault W Firearm	1	1	1	4	7	7	0%	89	126	-29%	122	-27%
Agg. Assault	4	8	3	2	17	27	-37%	352	363	-3%	401	-12%
<b>Total</b>	<b>9</b>	<b>14</b>	<b>10</b>	<b>12</b>	<b>45</b>	<b>64</b>	<b>-30%</b>	<b>736</b>	<b>824</b>	<b>-11%</b>	<b>920</b>	<b>-20%</b>

<b>Property Crime</b>	Current Week	Last Week	Wk 47	Wk 46	Past 28 Days	Past 28 Days LY	Chg.	Current Year	Last Year	Chg.	Wght. 5yr Avg	Chg.
Burglary	6	9	11	7	33	37	-11%	424	510	-17%	688	-38%
MV Theft	13	19	13	19	64	46	39%	694	671	3%	577	20%
Larceny from MV	25	55	41	42	163	172	-5%	1869	1771	6%	1749	7%
Larceny**	41	38	27	44	150	182	-18%	1903	1815	5%	2065	-8%
<b>Total</b>	<b>85</b>	<b>121</b>	<b>92</b>	<b>112</b>	<b>410</b>	<b>437</b>	<b>-6%</b>	<b>4890</b>	<b>4767</b>	<b>3%</b>	<b>5079</b>	<b>-4%</b>

<b>Other Crime</b>	Current Week	Last Week	Wk 47	Wk 46	Past 28 Days	Past 28 Days LY	Chg.	Current Year	Last Year	Chg.	Wght. 5yr Avg	Chg.
Assault Other	28	25	26	33	112	165	-32%	1859	1707	9%	1853	0%
Vandalism	25	40	41	49	155	163	-5%	1984	1839	8%	1909	4%
Weapons Offenses	7	1	9	2	19	46	-59%	427	384	11%	343	24%
Drug Offenses	15	12	11	4	42	44	-5%	511	363	41%	560	-9%
Liquor Law Violations	3	2	0	1	6	1	500%	26	30	-13%	44	-41%
<b>Total</b>	<b>78</b>	<b>80</b>	<b>87</b>	<b>89</b>	<b>334</b>	<b>419</b>	<b>-20%</b>	<b>4807</b>	<b>4323</b>	<b>11%</b>	<b>4710</b>	<b>2%</b>



Figures are preliminary and subject to further analysis and revision

\* Sex Offenses, Forcible includes forcible rape, forcible sodomy, forcible fondling, sexual assault with an object

\*\* Larceny includes shoplifting, pickpocket, pursesnatch, from building, bicycles, motor vehicle parts or accessories, and other.



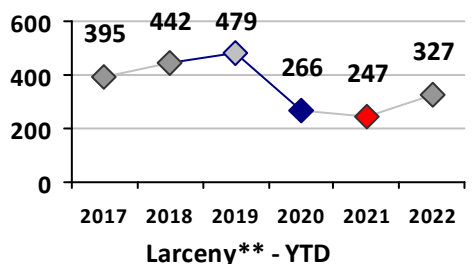
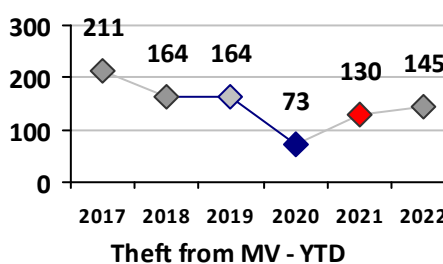
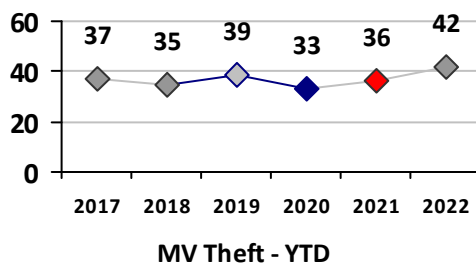
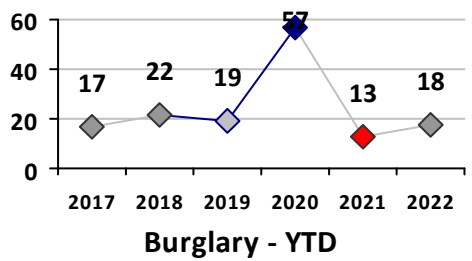
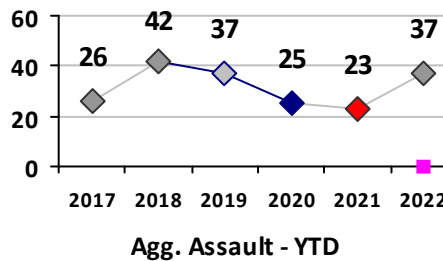
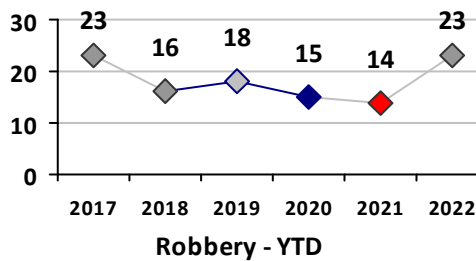
# Part I Crime - Comparison Report

## Providence Police Department

Through 12/11/2022  
Week 49

### District 1

	4 Week Trend 11/14/2022 - 12/11/2022				Past 28 Days 11/14/2022 - 12/11/2022			Year to Date January 1 - December 11				
	Current Week	Last Week	Wk 47	Wk 46	Past 28 Days	Past 28 Days LY	Chg.	Current Year	Last Year	Chg.	Wght. 5yr Avg	Chg.
<b>Violent Crime</b>												
Homicide	0	0	0	0	0	0	--	0	0	0%	0	--
Sex Offenses, Forcible*	0	0	0	1	1	1	0%	15	14	7%	14	7%
Robbery Other	1	0	0	0	1	2	-50%	22	11	100%	15	47%
Robbery W Firearm	0	0	0	0	0	0	--	1	3	-67%	2	-50%
Agg. Assault	0	1	0	0	1	6	-83%	36	24	50%	28	29%
Agg. Assault W Firearm	0	0	0	0	0	0	--	1	0	100%	2	-50%
<b>Total</b>	<b>1</b>	<b>1</b>	<b>0</b>	<b>1</b>	<b>3</b>	<b>9</b>	<b>-67%</b>	<b>75</b>	<b>52</b>	<b>44%</b>	<b>59</b>	<b>27%</b>
<b>Property Crime</b>												
Burglary	0	0	1	0	1	1	0%	18	13	38%	28	-36%
MV Theft	0	1	1	2	4	2	100%	42	36	17%	36	17%
Larceny from MV	1	7	4	4	16	16	0%	145	131	11%	132	10%
Larceny**	4	5	5	13	27	41	-34%	327	248	32%	335	-2%
<b>Total</b>	<b>5</b>	<b>13</b>	<b>11</b>	<b>19</b>	<b>48</b>	<b>60</b>	<b>-20%</b>	<b>532</b>	<b>428</b>	<b>24%</b>	<b>530</b>	<b>0%</b>
<b>Other Crime</b>												
Assault Other	5	2	2	3	12	19	-37%	173	138	25%	153	13%
Vandalism	0	5	6	1	12	11	9%	189	122	55%	133	42%
Drug Offenses	0	0	1	0	1	3	-67%	40	39	3%	43	-7%
Weapons Offenses	1	0	1	0	2	3	-33%	27	18	50%	18	50%
Liquor Law Violations	0	0	0	1	1	1	0%	5	1	400%	4	25%
<b>Total</b>	<b>6</b>	<b>7</b>	<b>10</b>	<b>5</b>	<b>28</b>	<b>37</b>	<b>-24%</b>	<b>434</b>	<b>318</b>	<b>36%</b>	<b>351</b>	<b>24%</b>



Figures are preliminary and subject to further analysis and revision

\* Sex Offenses, Forcible includes forcible rape, forcible sodomy, forcible fondling, sexual assault with an object

\*\* Larceny includes shoplifting, pickpocket, pursesnatch, from building, bicycles, motor vehicle parts or accessories, and other.



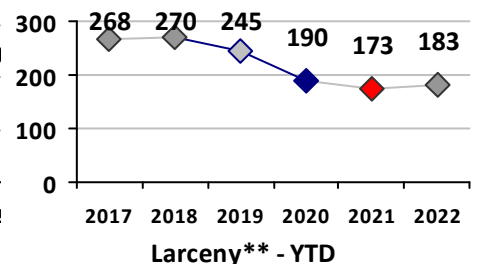
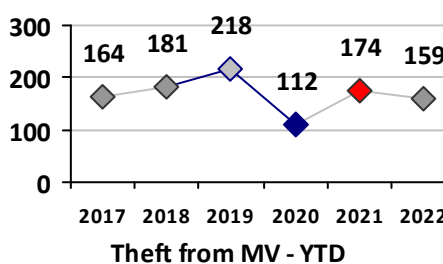
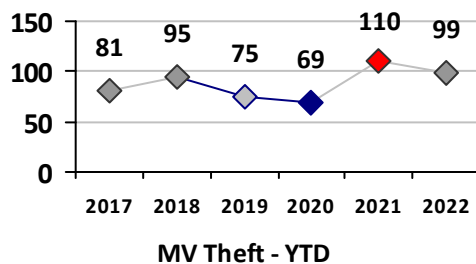
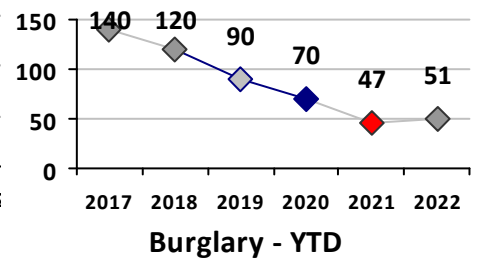
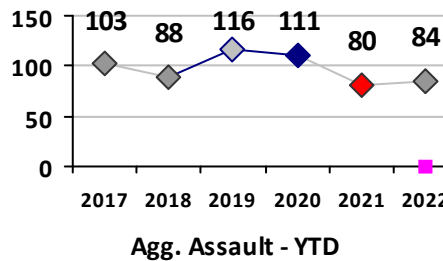
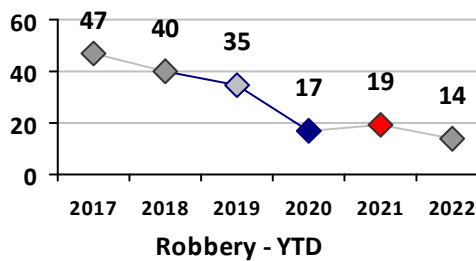
# Part I Crime - Comparison Report

## Providence Police Department

Through 12/11/2022  
Week 49

### District 2

	4 Week Trend 11/14/2022 - 12/11/2022				Past 28 Days 11/14/2022 - 12/11/2022			Year to Date January 1 - December 11				
	Current Week	Last Week	Wk 47	Wk 46	Past 28 Days	Past 28 Days LY	Chg.	Current Year	Last Year	Chg.	Wght. 5yr Avg	Chg.
<b>Violent Crime</b>												
Homicide	0	0	0	0	0	0	--	2	6	-67%	4	-50%
Sex Offenses, Forcible*	0	1	0	0	1	1	0%	25	23	9%	31	-19%
Robbery Other	0	0	0	0	0	2	--	9	12	-25%	18	-50%
Robbery W Firearm	0	0	0	0	0	1	--	5	7	-29%	8	-38%
Agg. Assault	1	1	0	1	3	7	-57%	63	54	17%	72	-13%
Agg. Assault W Firearm	0	1	1	1	3	1	200%	21	26	-19%	27	-22%
<b>Total</b>	<b>1</b>	<b>3</b>	<b>1</b>	<b>2</b>	<b>7</b>	<b>12</b>	<b>-42%</b>	<b>125</b>	<b>128</b>	<b>-2%</b>	<b>159</b>	<b>-21%</b>
<b>Property Crime</b>												
Burglary	0	2	1	0	3	3	0%	51	47	9%	78	-35%
MV Theft	2	3	0	3	8	3	167%	99	110	-10%	88	13%
Larceny from MV	2	5	0	3	10	10	0%	159	175	-9%	167	-5%
Larceny**	8	5	0	3	16	15	7%	183	173	6%	213	-14%
<b>Total</b>	<b>12</b>	<b>15</b>	<b>1</b>	<b>9</b>	<b>37</b>	<b>31</b>	<b>19%</b>	<b>492</b>	<b>505</b>	<b>-3%</b>	<b>545</b>	<b>-10%</b>
<b>Other Crime</b>												
Assault Other	4	4	3	7	18	29	-38%	308	276	12%	309	0%
Vandalism	1	7	3	4	15	15	0%	195	192	2%	225	-13%
Drug Offenses	3	4	1	0	8	15	-47%	84	59	42%	90	-7%
Weapons Offenses	1	0	2	1	4	14	-71%	126	58	117%	64	97%
Liquor Law Violations	0	0	0	0	0	0	--	0	1	-100%	1	--
<b>Total</b>	<b>9</b>	<b>15</b>	<b>9</b>	<b>12</b>	<b>45</b>	<b>73</b>	<b>-38%</b>	<b>713</b>	<b>586</b>	<b>22%</b>	<b>688</b>	<b>4%</b>



Figures are preliminary and subject to further analysis and revision

\* Sex Offenses, Forcible includes forcible rape, forcible sodomy, forcible fondling, sexual assault with an object

\*\* Larceny includes shoplifting, pickpocket, pursesnatch, from building, bicycles, motor vehicle parts or accessories, and other.



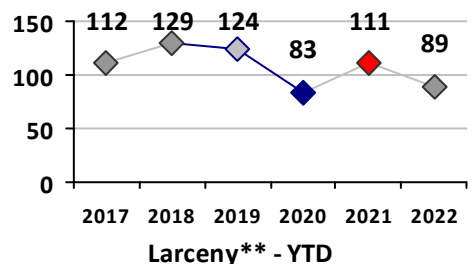
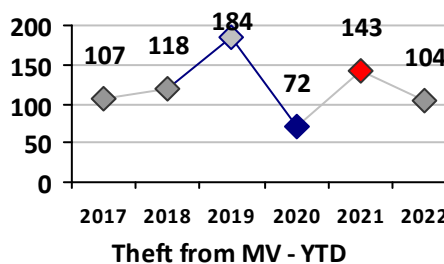
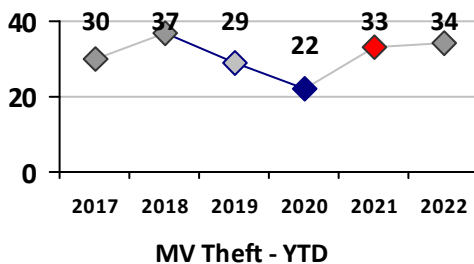
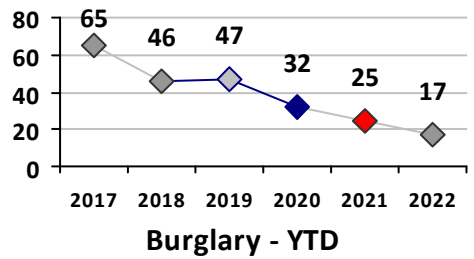
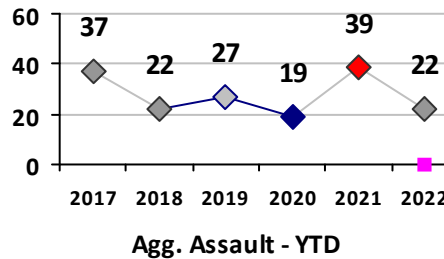
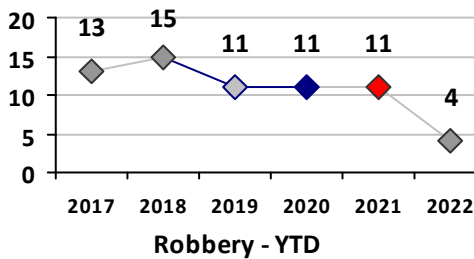
# Part I Crime - Comparison Report

## Providence Police Department

Through 12/11/2022  
Week 49

### District 3

	4 Week Trend 11/14/2022 - 12/11/2022				Past 28 Days 11/14/2022 - 12/11/2022			Year to Date January 1 - December 11				
	Current Week	Last Week	Wk 47	Wk 46	Past 28 Days	Past 28 Days LY	Chg.	Current Year	Last Year	Chg.	Wght. 5yr Avg	Chg.
<b>Violent Crime</b>												
Homicide	0	0	0	0	0	0	--	0	2	-100%	2	--
Sex Offenses, Forcible*	0	0	0	0	0	0	--	4	9	-56%	9	-56%
Robbery Other	0	0	0	0	0	1	--	3	7	-57%	6	-50%
Robbery W Firearm	0	0	0	0	0	0	--	1	4	-75%	5	-80%
Agg. Assault	0	0	0	0	0	0	--	19	21	-10%	18	6%
Agg. Assault W Firearm	0	0	0	0	0	0	--	3	18	-83%	11	-73%
<b>Total</b>	<b>0</b>	<b>0</b>	<b>0</b>	<b>0</b>	<b>0</b>	<b>1</b>	<b>100%</b>	<b>30</b>	<b>61</b>	<b>-51%</b>	<b>51</b>	<b>-41%</b>
<b>Property Crime</b>												
Burglary	0	2	0	0	2	0	--	17	25	-32%	37	-54%
MV Theft	2	1	1	1	5	2	150%	34	33	3%	30	13%
Larceny from MV	4	2	0	2	8	10	-20%	104	143	-27%	127	-18%
Larceny**	4	2	2	1	9	9	0%	89	112	-21%	109	-18%
<b>Total</b>	<b>10</b>	<b>7</b>	<b>3</b>	<b>4</b>	<b>24</b>	<b>21</b>	<b>14%</b>	<b>244</b>	<b>313</b>	<b>-22%</b>	<b>302</b>	<b>-19%</b>
<b>Other Crime</b>												
Assault Other	2	1	0	4	7	12	-42%	95	87	9%	103	-8%
Vandalism	5	2	1	3	11	5	120%	115	136	-15%	122	-6%
Drug Offenses	0	0	1	0	1	3	-67%	27	15	80%	36	-25%
Weapons Offenses	0	0	0	0	0	10	--	23	33	-30%	24	-4%
Liquor Law Violations	0	0	0	0	0	0	--	0	1	-100%	1	--
<b>Total</b>	<b>7</b>	<b>3</b>	<b>2</b>	<b>7</b>	<b>19</b>	<b>30</b>	<b>-37%</b>	<b>260</b>	<b>272</b>	<b>-4%</b>	<b>285</b>	<b>-9%</b>



Figures are preliminary and subject to further analysis and revision

\* Sex Offenses, Forcible includes forcible rape, forcible sodomy, forcible fondling, sexual assault with an object

\*\* Larceny includes shoplifting, pickpocket, pursesnatch, from building, bicycles, motor vehicle parts or accessories, and other.



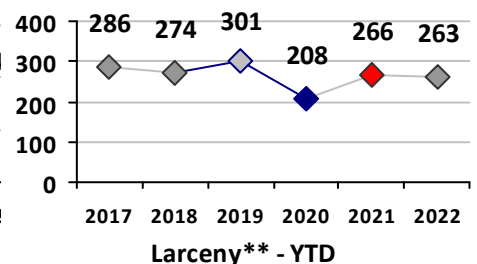
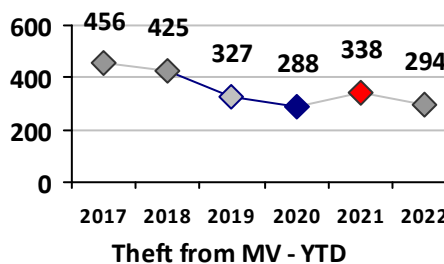
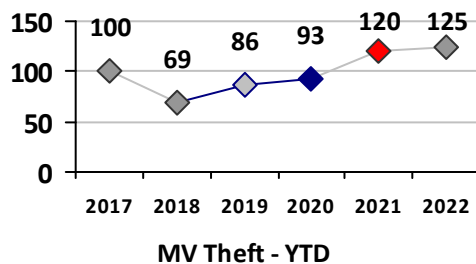
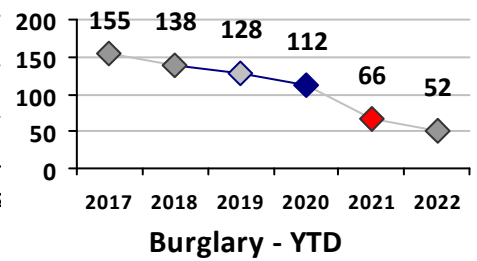
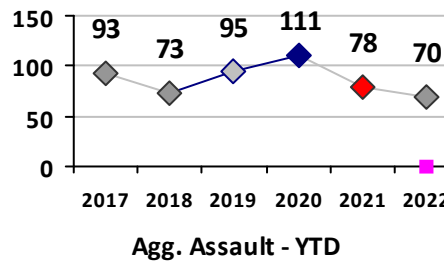
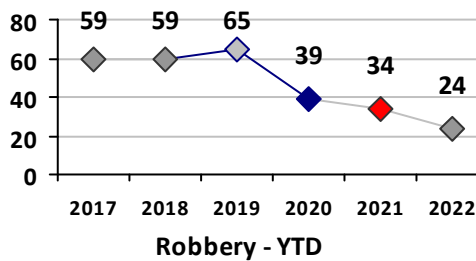
# Part I Crime - Comparison Report

## Providence Police Department

Through 12/11/2022  
Week 49

### District 4

	4 Week Trend 11/14/2022 - 12/11/2022				Past 28 Days 11/14/2022 - 12/11/2022			Year to Date January 1 - December 11				
	Current Week	Last Week	Wk 47	Wk 46	Past 28 Days	Past 28 Days LY	Chg.	Current Year	Last Year	Chg.	Wght. 5yr Avg	Chg.
<b>Violent Crime</b>												
Homicide	0	0	0	0	0	0	--	1	3	-67%	3	-67%
Sex Offenses, Forcible*	0	0	1	0	1	2	-50%	34	33	3%	33	3%
Robbery Other	1	1	1	1	4	2	100%	20	28	-29%	36	-44%
Robbery W Firearm	0	0	1	0	1	0	--	4	7	-43%	11	-64%
Agg. Assault	1	3	0	0	4	1	300%	56	61	-8%	73	-23%
Agg. Assault W Firearm	0	0	0	0	0	4	--	14	17	-18%	18	-22%
<b>Total</b>	<b>2</b>	<b>4</b>	<b>3</b>	<b>1</b>	<b>10</b>	<b>9</b>	<b>11%</b>	<b>129</b>	<b>149</b>	<b>-13%</b>	<b>173</b>	<b>-25%</b>
<b>Property Crime</b>												
Burglary	2	2	0	0	4	2	100%	52	66	-21%	106	-51%
MV Theft	3	4	2	1	10	7	43%	125	120	4%	99	26%
Larceny from MV	5	8	3	5	21	23	-9%	294	338	-13%	344	-15%
Larceny**	4	4	3	11	22	26	-15%	263	268	-2%	261	1%
<b>Total</b>	<b>14</b>	<b>18</b>	<b>8</b>	<b>17</b>	<b>57</b>	<b>58</b>	<b>-2%</b>	<b>734</b>	<b>792</b>	<b>-7%</b>	<b>809</b>	<b>-9%</b>
<b>Other Crime</b>												
Assault Other	2	6	2	4	14	23	-39%	280	258	9%	301	-7%
Vandalism	1	4	2	9	16	19	-16%	293	291	1%	304	-4%
Drug Offenses	2	3	0	0	5	4	25%	145	90	61%	143	1%
Weapons Offenses	1	1	0	0	2	5	-60%	67	90	-26%	68	-1%
Liquor Law Violations	0	0	0	0	0	0	--	2	1	100%	3	-33%
<b>Total</b>	<b>6</b>	<b>14</b>	<b>4</b>	<b>13</b>	<b>37</b>	<b>51</b>	<b>-27%</b>	<b>787</b>	<b>730</b>	<b>8%</b>	<b>819</b>	<b>-4%</b>



Figures are preliminary and subject to further analysis and revision

\* Sex Offenses, Forcible includes forcible rape, forcible sodomy, forcible fondling, sexual assault with an object

\*\* Larceny includes shoplifting, pickpocket, pursesnatch, from building, bicycles, motor vehicle parts or accessories, and other.



# Part I Crime - Comparison Report

## Providence Police Department

Through 12/11/2022  
Week 49

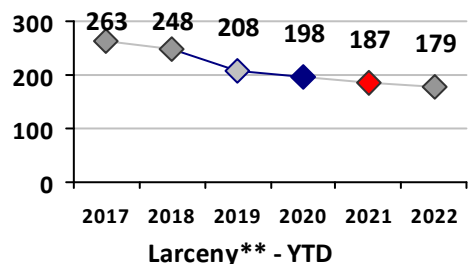
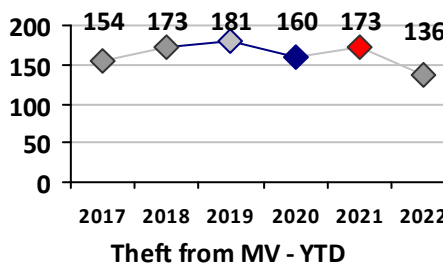
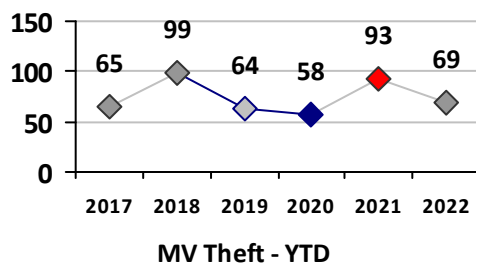
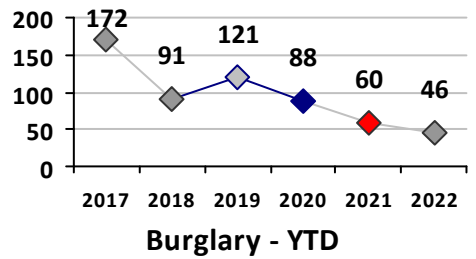
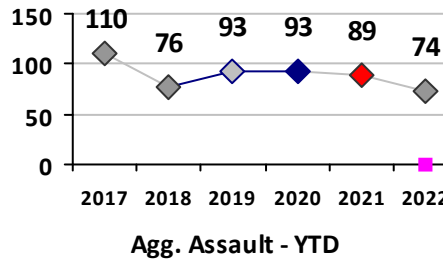
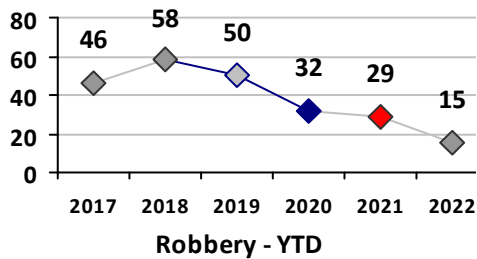
### District 5

4 Week Trend 11/14/2022 - 12/11/2022	Past 28 Days 11/14/2022 - 12/11/2022	Year to Date January 1 - December 11
---	---	---

<b>Violent Crime</b>	Current Week	Last Week	Wk 47	Wk 46	Past 28 Days	Past 28 Days LY	Chg.	Current Year	Last Year	Chg.	Wght. 5yr Avg	Chg.
Homicide	0	0	0	0	0	1	--	2	3	-33%	2	0%
Sex Offenses, Forcible*	0	0	0	0	0	4	--	24	22	9%	29	-17%
Robbery Other	1	0	0	1	2	1	100%	9	23	-61%	27	-67%
Robbery W Firearm	0	2	0	0	2	1	100%	6	6	0%	12	-50%
Agg. Assault	0	2	3	1	6	5	20%	63	67	-6%	70	-10%
Agg. Assault W Firearm	0	0	0	0	0	0	--	11	23	-52%	21	-48%
<b>Total</b>	<b>1</b>	<b>4</b>	<b>3</b>	<b>2</b>	<b>10</b>	<b>12</b>	<b>-17%</b>	<b>115</b>	<b>144</b>	<b>-20%</b>	<b>161</b>	<b>-29%</b>

<b>Property Crime</b>	Current Week	Last Week	Wk 47	Wk 46	Past 28 Days	Past 28 Days LY	Chg.	Current Year	Last Year	Chg.	Wght. 5yr Avg	Chg.
Burglary	1	0	4	2	7	2	250%	46	60	-23%	92	-50%
MV Theft	0	2	1	1	4	6	-33%	69	93	-26%	77	-10%
Larceny from MV	0	3	0	1	4	23	-83%	136	173	-21%	170	-20%
Larceny**	5	0	1	5	11	19	-42%	179	188	-5%	208	-14%
<b>Total</b>	<b>6</b>	<b>5</b>	<b>6</b>	<b>9</b>	<b>26</b>	<b>50</b>	<b>-48%</b>	<b>430</b>	<b>514</b>	<b>-16%</b>	<b>546</b>	<b>-21%</b>

<b>Other Crime</b>	Current Week	Last Week	Wk 47	Wk 46	Past 28 Days	Past 28 Days LY	Chg.	Current Year	Last Year	Chg.	Wght. 5yr Avg	Chg.
Assault Other	4	3	4	3	14	24	-42%	319	297	7%	304	5%
Vandalism	4	2	1	8	15	29	-48%	251	270	-7%	279	-10%
Drug Offenses	6	2	8	1	17	6	183%	92	54	70%	91	1%
Weapons Offenses	1	0	2	1	4	3	33%	73	56	30%	56	30%
Liquor Law Violations	1	0	0	0	1	0	--	2	1	100%	1	100%
<b>Total</b>	<b>16</b>	<b>7</b>	<b>15</b>	<b>13</b>	<b>51</b>	<b>62</b>	<b>-18%</b>	<b>737</b>	<b>678</b>	<b>9%</b>	<b>731</b>	<b>1%</b>



Figures are preliminary and subject to further analysis and revision

\* Sex Offenses, Forcible includes forcible rape, forcible sodomy, forcible fondling, sexual assault with an object

\*\* Larceny includes shoplifting, pickpocket, pursesnatch, from building, bicycles, motor vehicle parts or accessories, and other.



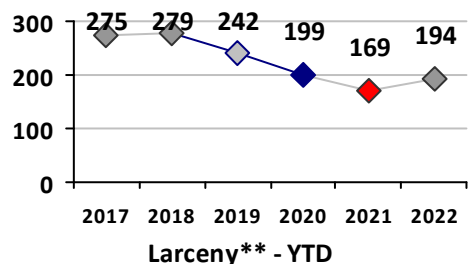
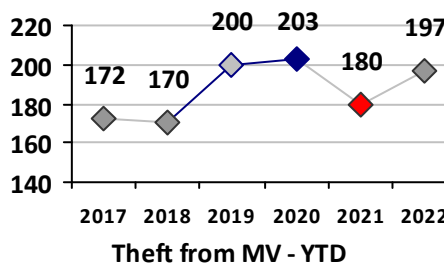
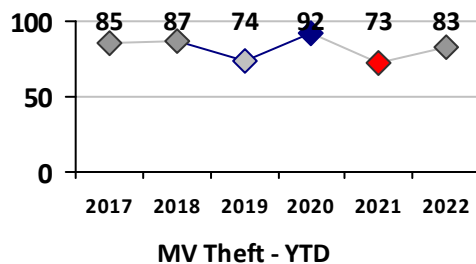
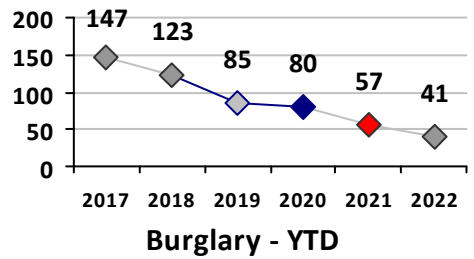
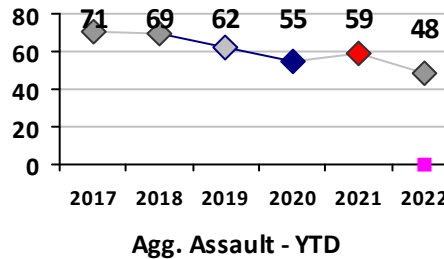
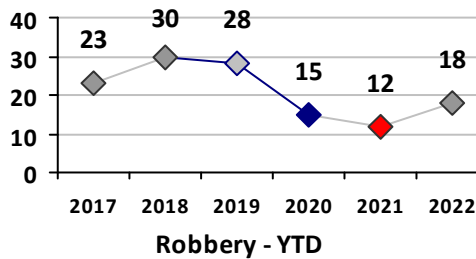
# Part I Crime - Comparison Report

## Providence Police Department

Through 12/11/2022  
Week 49

### District 6

	4 Week Trend 11/14/2022 - 12/11/2022				Past 28 Days 11/14/2022 - 12/11/2022			Year to Date January 1 - December 11				
	Current Week	Last Week	Wk 47	Wk 46	Past 28 Days	Past 28 Days LY	Chg.	Current Year	Last Year	Chg.	Wght. 5yr Avg	Chg.
<b>Violent Crime</b>												
Homicide	0	0	0	0	0	0	--	1	2	-50%	2	-50%
Sex Offenses, Forcible*	0	0	0	0	0	0	--	24	12	100%	15	60%
Robbery Other	0	0	0	1	1	2	-50%	12	9	33%	13	-8%
Robbery W Firearm	1	0	0	0	1	0	--	6	3	100%	6	0%
Agg. Assault	0	0	0	0	0	2	--	37	45	-18%	47	-21%
Agg. Assault W Firearm	0	0	0	0	0	0	--	11	14	-21%	14	-21%
<b>Total</b>	<b>1</b>	<b>0</b>	<b>0</b>	<b>1</b>	<b>2</b>	<b>4</b>	<b>-50%</b>	<b>91</b>	<b>85</b>	<b>7%</b>	<b>97</b>	<b>-6%</b>
<b>Property Crime</b>												
Burglary	0	0	1	2	3	3	0%	41	57	-28%	84	-51%
MV Theft	3	2	1	6	12	7	71%	83	73	14%	81	2%
Larceny from MV	2	5	1	4	12	15	-20%	197	180	9%	189	4%
Larceny**	5	5	1	3	14	11	27%	194	170	14%	214	-9%
<b>Total</b>	<b>10</b>	<b>12</b>	<b>4</b>	<b>15</b>	<b>41</b>	<b>36</b>	<b>14%</b>	<b>515</b>	<b>480</b>	<b>7%</b>	<b>567</b>	<b>-9%</b>
<b>Other Crime</b>												
Assault Other	1	2	5	4	12	13	-8%	209	181	15%	204	2%
Vandalism	6	4	1	6	17	26	-35%	223	197	13%	219	2%
Drug Offenses	0	0	0	1	1	9	-89%	29	35	-17%	46	-37%
Weapons Offenses	2	0	1	0	3	5	-40%	27	40	-33%	34	-21%
Liquor Law Violations	0	1	0	0	1	0	--	3	3	0%	2	50%
<b>Total</b>	<b>9</b>	<b>7</b>	<b>7</b>	<b>11</b>	<b>34</b>	<b>53</b>	<b>-36%</b>	<b>491</b>	<b>456</b>	<b>8%</b>	<b>505</b>	<b>-3%</b>



Figures are preliminary and subject to further analysis and revision

\* Sex Offenses, Forcible includes forcible rape, forcible sodomy, forcible fondling, sexual assault with an object

\*\* Larceny includes shoplifting, pickpocket, pursesnatch, from building, bicycles, motor vehicle parts or accessories, and other.



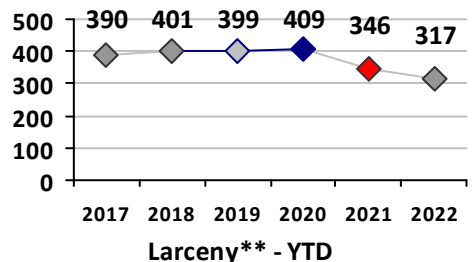
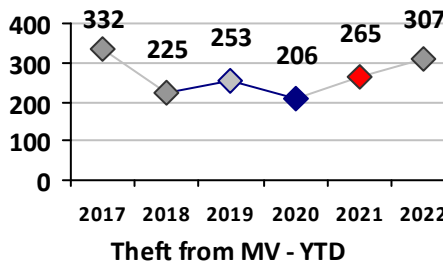
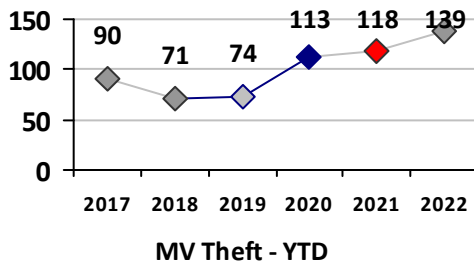
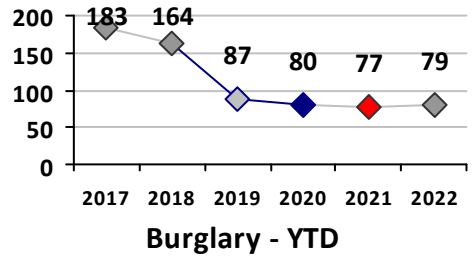
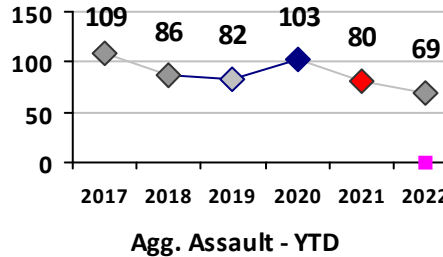
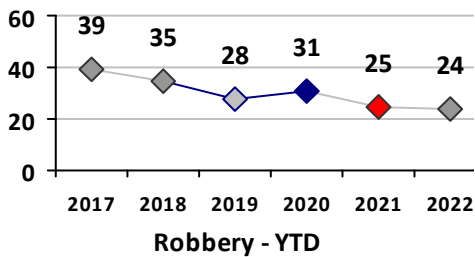
# Part I Crime - Comparison Report

## Providence Police Department

Through 12/11/2022  
Week 49

### District 7

	4 Week Trend 11/14/2022 - 12/11/2022				Past 28 Days 11/14/2022 - 12/11/2022			Year to Date January 1 - December 11				
	Current Week	Last Week	Wk 47	Wk 46	Past 28 Days	Past 28 Days LY	Chg.	Current Year	Last Year	Chg.	Wght. 5yr Avg	Chg.
<b>Violent Crime</b>												
Homicide	0	0	1	1	2	1	100%	2	6	-67%	4	-50%
Sex Offenses, Forcible*	0	1	0	0	1	4	-75%	15	27	-44%	25	-40%
Robbery Other	0	0	1	0	1	1	0%	13	15	-13%	19	-32%
Robbery W Firearm	0	0	0	0	0	3	--	11	10	10%	11	0%
Agg. Assault	0	1	0	0	1	2	-50%	47	57	-18%	66	-29%
Agg. Assault W Firearm	1	0	0	2	3	2	50%	22	23	-4%	23	-4%
<b>Total</b>	<b>1</b>	<b>2</b>	<b>2</b>	<b>3</b>	<b>8</b>	<b>13</b>	<b>-38%</b>	<b>110</b>	<b>138</b>	<b>-20%</b>	<b>148</b>	<b>-26%</b>
<b>Property Crime</b>												
Burglary	1	1	2	1	5	7	-29%	79	77	3%	99	-20%
MV Theft	2	2	5	4	13	12	8%	139	118	18%	100	39%
Larceny from MV	4	15	7	6	32	30	7%	307	268	15%	248	24%
Larceny**	5	9	3	4	21	29	-28%	317	348	-9%	386	-18%
<b>Total</b>	<b>12</b>	<b>27</b>	<b>17</b>	<b>15</b>	<b>71</b>	<b>78</b>	<b>-9%</b>	<b>842</b>	<b>811</b>	<b>4%</b>	<b>832</b>	<b>1%</b>
<b>Other Crime</b>												
Assault Other	5	5	4	5	19	32	-41%	326	334	-2%	339	-4%
Vandalism	7	8	5	6	26	33	-21%	289	351	-18%	357	-19%
Drug Offenses	4	3	0	1	8	4	100%	72	52	38%	82	-12%
Weapons Offenses	1	0	3	0	4	6	-33%	51	65	-22%	62	-18%
Liquor Law Violations	0	1	0	0	1	0	--	9	22	-59%	31	-71%
<b>Total</b>	<b>17</b>	<b>17</b>	<b>12</b>	<b>12</b>	<b>58</b>	<b>75</b>	<b>-23%</b>	<b>747</b>	<b>824</b>	<b>-9%</b>	<b>870</b>	<b>-14%</b>



Figures are preliminary and subject to further analysis and revision

\* Sex Offenses, Forcible includes forcible rape, forcible sodomy, forcible fondling, sexual assault with an object

\*\* Larceny includes shoplifting, pickpocket, pursesnatch, from building, bicycles, motor vehicle parts or accessories, and other.





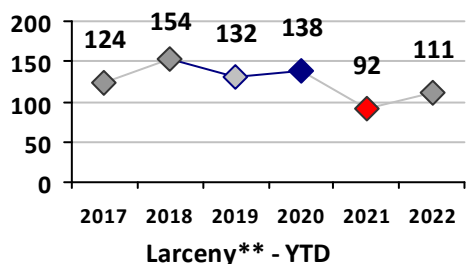
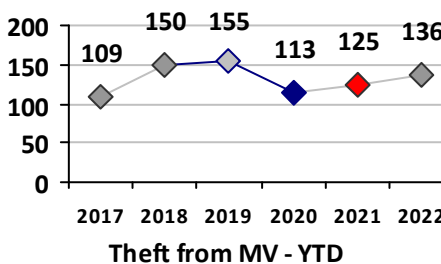
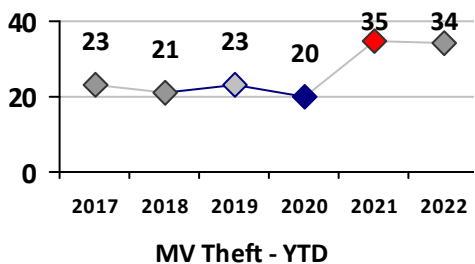
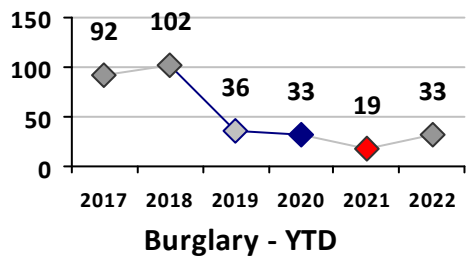
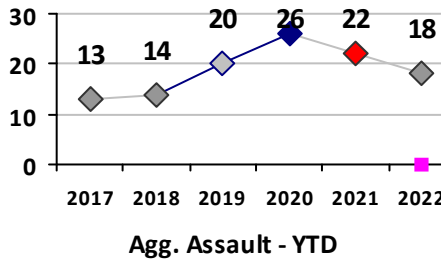
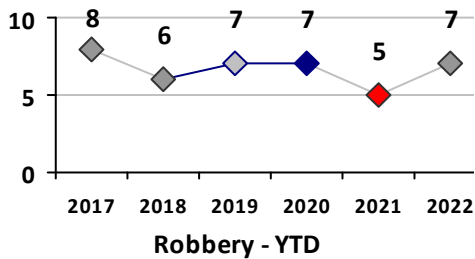
# Part I Crime - Comparison Report

## Providence Police Department

Through 12/11/2022  
Week 49

### District 8

	4 Week Trend 11/14/2022 - 12/11/2022				Past 28 Days 11/14/2022 - 12/11/2022			Year to Date January 1 - December 11				
	Current Week	Last Week	Wk 47	Wk 46	Past 28 Days	Past 28 Days LY	Chg.	Current Year	Last Year	Chg.	Wght. 5yr Avg	Chg.
<b>Violent Crime</b>												
Homicide	0	0	0	0	0	0	--	0	1	-100%	1	--
Sex Offenses, Forcible*	0	0	0	0	0	0	--	5	10	-50%	10	-50%
Robbery Other	0	0	0	0	0	0	--	5	4	25%	5	0%
Robbery W Firearm	0	0	1	1	2	0	--	2	1	100%	1	100%
Agg. Assault	2	0	0	0	2	1	100%	14	18	-22%	17	-18%
Agg. Assault W Firearm	0	0	0	1	1	0	--	4	4	0%	5	-20%
<b>Total</b>	<b>2</b>	<b>0</b>	<b>1</b>	<b>2</b>	<b>5</b>	<b>1</b>	<b>400%</b>	<b>30</b>	<b>38</b>	<b>-21%</b>	<b>38</b>	<b>-21%</b>
<b>Property Crime</b>												
Burglary	0	1	1	0	2	1	100%	33	19	74%	42	-21%
MV Theft	0	2	1	0	3	2	50%	34	35	-3%	26	31%
Larceny from MV	2	0	0	3	5	14	-64%	136	126	8%	130	5%
Larceny**	1	2	1	1	5	12	-58%	111	92	21%	123	-10%
<b>Total</b>	<b>3</b>	<b>5</b>	<b>3</b>	<b>4</b>	<b>15</b>	<b>29</b>	<b>-48%</b>	<b>314</b>	<b>272</b>	<b>15%</b>	<b>321</b>	<b>-2%</b>
<b>Other Crime</b>												
Assault Other	2	1	1	2	6	6	0%	73	76	-4%	75	-3%
Vandalism	0	1	0	1	2	5	-60%	73	85	-14%	98	-26%
Drug Offenses	0	0	0	1	1	0	--	7	8	-13%	9	-22%
Weapons Offenses	0	0	0	0	0	0	--	5	8	-38%	7	-29%
Liquor Law Violations	2	0	0	0	2	0	--	5	0	500%	0	--
<b>Total</b>	<b>4</b>	<b>2</b>	<b>1</b>	<b>4</b>	<b>11</b>	<b>11</b>	<b>0%</b>	<b>163</b>	<b>177</b>	<b>-8%</b>	<b>189</b>	<b>-14%</b>



Figures are preliminary and subject to further analysis and revision

\* Sex Offenses, Forcible includes forcible rape, forcible sodomy, forcible fondling, sexual assault with an object

\*\* Larceny includes shoplifting, pickpocket, pursesnatch, from building, bicycles, motor vehicle parts or accessories, and other.



# Part I Crime - Comparison Report

## Providence Police Department

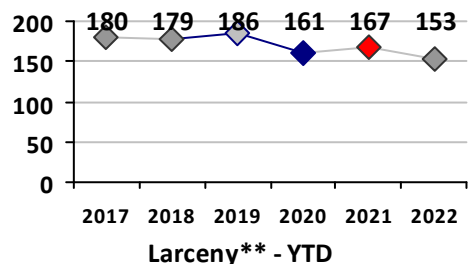
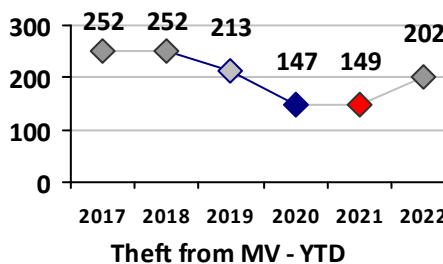
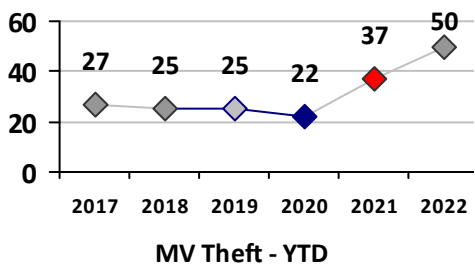
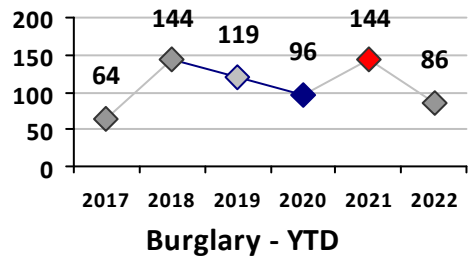
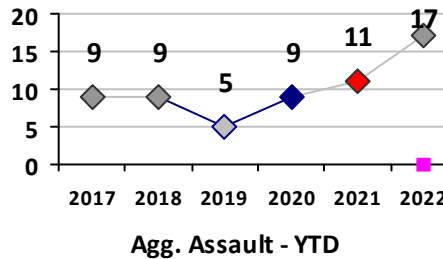
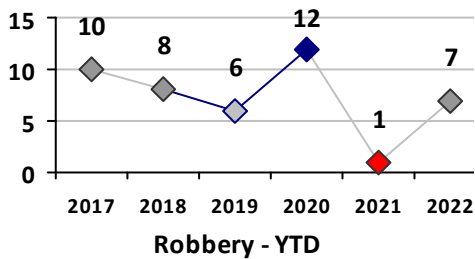
Through 12/11/2022  
Week 49

District 9											
4 Week Trend 11/14/2022 - 12/11/2022				Past 28 Days 11/14/2022 - 12/11/2022				Year to Date January 1 - December 11			

<b>Violent Crime</b>	Current Week	Last Week	Wk 47	Wk 46	Past 28 Days	Past 28 Days LY	Chg.	Current Year	Last Year	Chg.	Wght. 5yr Avg	Chg.
Homicide	0	0	0	0	0	0	--	0	0	0%	0	--
Sex Offenses, Forcible*	0	0	0	0	0	0	--	3	7	-57%	6	-50%
Robbery Other	0	0	0	0	0	0	--	7	0	700%	5	40%
Robbery W Firearm	0	0	0	0	0	0	--	0	1	-100%	1	--
Agg. Assault	0	0	0	0	0	1	--	17	11	55%	7	143%
Agg. Assault W Firearm	0	0	0	0	0	0	--	0	0	0%	2	--
<b>Total</b>	<b>0</b>	<b>0</b>	<b>0</b>	<b>0</b>	<b>0</b>	<b>1</b>	<b>100%</b>	<b>27</b>	<b>19</b>	<b>42%</b>	<b>21</b>	<b>29%</b>

<b>Property Crime</b>	Current Week	Last Week	Wk 47	Wk 46	Past 28 Days	Past 28 Days LY	Chg.	Current Year	Last Year	Chg.	Wght. 5yr Avg	Chg.
Burglary	2	1	1	1	5	18	-72%	86	146	-41%	122	-30%
MV Theft	1	2	1	0	4	4	0%	50	37	35%	28	79%
Larceny from MV	1	7	4	8	20	22	-9%	202	149	36%	183	10%
Larceny**	4	1	0	2	7	17	-59%	153	168	-9%	172	-11%
<b>Total</b>	<b>8</b>	<b>11</b>	<b>6</b>	<b>11</b>	<b>36</b>	<b>61</b>	<b>-41%</b>	<b>491</b>	<b>500</b>	<b>-2%</b>	<b>505</b>	<b>-3%</b>

<b>Other Crime</b>	Current Week	Last Week	Wk 47	Wk 46	Past 28 Days	Past 28 Days LY	Chg.	Current Year	Last Year	Chg.	Wght. 5yr Avg	Chg.
Assault Other	3	1	1	0	5	4	25%	50	42	19%	47	6%
Vandalism	1	5	5	4	15	12	25%	133	105	27%	112	19%
Drug Offenses	0	0	0	0	0	0	--	5	9	-44%	12	-58%
Weapons Offenses	0	0	0	0	0	0	--	8	16	-50%	9	-11%
Liquor Law Violations	0	0	0	0	0	0	--	0	0	0%	1	--
<b>Total</b>	<b>4</b>	<b>6</b>	<b>6</b>	<b>4</b>	<b>20</b>	<b>16</b>	<b>25%</b>	<b>196</b>	<b>172</b>	<b>14%</b>	<b>180</b>	<b>9%</b>



Figures are preliminary and subject to further analysis and revision

\* Sex Offenses, Forcible includes forcible rape, forcible sodomy, forcible fondling, sexual assault with an object

\*\* Larceny includes shoplifting, pickpocket, pursesnatch, from building, bicycles, motor vehicle parts or accessories, and other.