

Part I Crime - Comparison Report

Providence Police Department

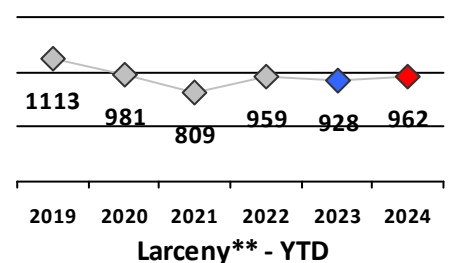
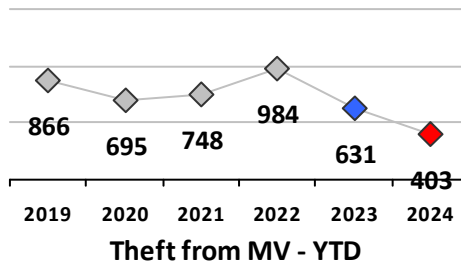
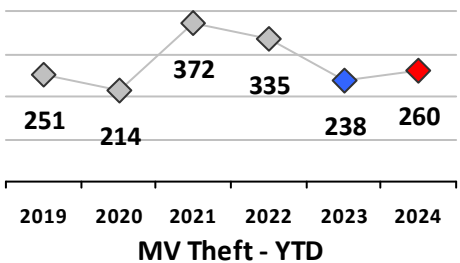
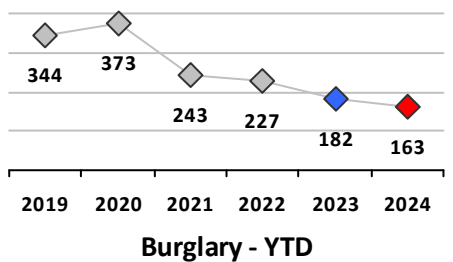
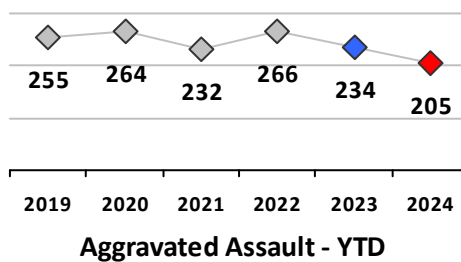
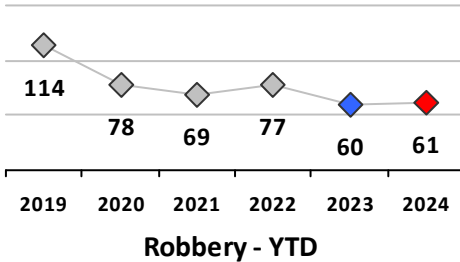
Through 6/30/2024
Week 26

Citywide											
4 Week Trend 6/3/2024 - 6/30/2024				Past 28 Days 6/3/2024 - 6/30/2024				Year to Date January 1 - June 30			

Violent Crime	Current Week	Last Week	Wk 24	Wk 23	Past 28 Days	Past 28 Days LY	Chg.	Current Year	Last Year	Chg.	Wght. 5yr Avg	Chg.
Homicide	0	0	0	1	1	1	0%	4	6	-33%	6	-33%
Sex Offenses, Forcible*	2	1	6	1	10	20	-50%	63	95	-34%	91	-31%
Robbery Other	5	1	1	1	8	8	0%	35	38	-8%	52	-33%
Robbery W Firearm	1	0	0	1	2	3	-33%	26	22	18%	21	24%
Agg. Assault	6	10	2	4	22	31	-29%	172	188	-9%	203	-15%
Agg. Assault W Firearm	1	2	1	2	6	1	500%	33	46	-28%	46	-28%
Total	15	14	10	10	49	64	-23%	333	395	-16%	418	-20%

Property Crime	Current Week	Last Week	Wk 24	Wk 23	Past 28 Days	Past 28 Days LY	Chg.	Current Year	Last Year	Chg.	Wght. 5yr Avg	Chg.
Burglary	2	10	4	3	19	29	-34%	163	182	-10%	244	-33%
MV Theft	7	6	9	8	30	26	15%	260	238	9%	291	-11%
Larceny from MV	22	25	24	21	92	98	-6%	403	631	-36%	777	-48%
Larceny**	51	38	37	60	186	143	30%	962	928	4%	938	3%
Total	82	79	74	92	327	296	10%	1788	1979	-10%	2250	-21%

Other Crime	Current Week	Last Week	Wk 24	Wk 23	Past 28 Days	Past 28 Days LY	Chg.	Current Year	Last Year	Chg.	Wght. 5yr Avg	Chg.
Assault Other	34	38	37	35	144	181	-20%	945	964	-2%	942	0%
Vandalism	23	42	50	27	142	146	-3%	766	920	-17%	906	-15%
Drug Offenses	16	13	10	17	56	50	12%	285	336	-15%	289	-1%
Weapons Offenses	0	5	6	10	21	4	425%	97	48	102%	58	67%
Weapons Offenses W Firearm	1	9	3	7	20	20	0%	140	144	-3%	144	-3%
Total	74	107	106	96	383	401	-4%	2233	2412	-7%	2338	-4%



Figures are preliminary and subject to further analysis and revision

* Sex Offenses, Forcible includes forcible rape, forcible sodomy, forcible fondling, sexual assault with an object

** Larceny includes shoplifting, pickpocket, pursesnatch, from building, bicycles, motor vehicle parts or accessories, and other.



Part I Crime - Comparison Report

Providence Police Department

Through 6/30/2024
Week 26

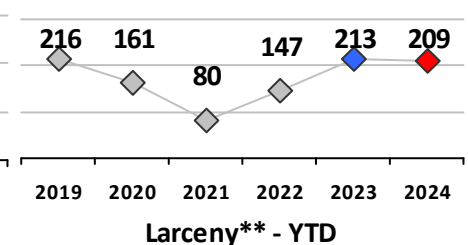
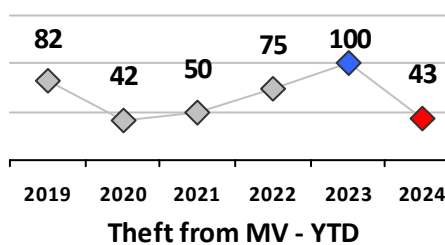
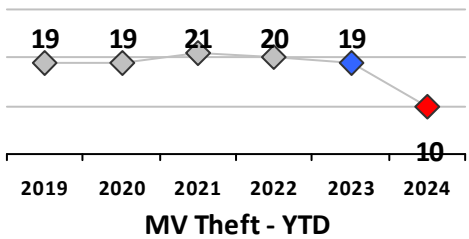
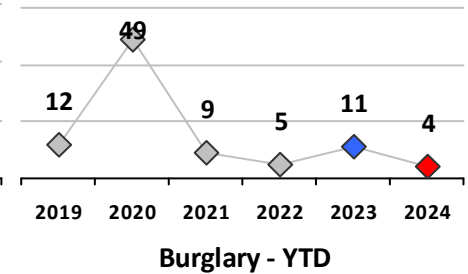
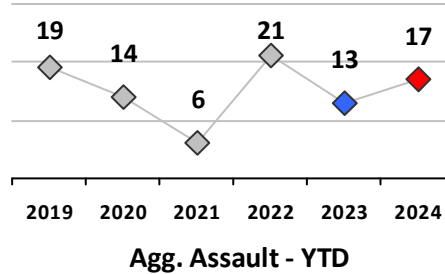
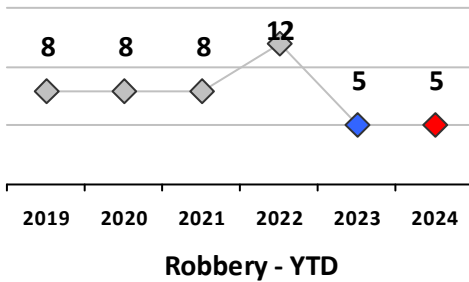
District 1

4 Week Trend 6/3/2024 - 6/30/2024	Past 28 Days 6/3/2024 - 6/30/2024	Year to Date January 1 - June 30
--------------------------------------	--------------------------------------	-------------------------------------

Violent Crime	Current Week	Last Week	Wk 24	Wk 23	Past 28 Days	Past 28 Days LY	Chg.	Current Year	Last Year	Chg.	Wght. 5yr Avg	Chg.
Homicide	0	0	0	0	0	0	--	0	0	0%	0	--
Sex Offenses, Forcible*	1	0	0	0	1	3	-67%	7	5	40%	6	17%
Robbery Other	1	0	0	0	1	0	--	5	4	25%	7	-29%
Robbery W Firearm	0	0	0	0	0	1	--	0	1	-100%	1	--
Agg. Assault	0	1	1	0	2	2	0%	16	13	23%	14	14%
Agg. Assault W Firearm	0	0	0	0	0	0	--	1	0	100%	0	--
Total	2	1	1	0	4	6	-33%	29	23	26%	27	7%

Property Crime	Current Week	Last Week	Wk 24	Wk 23	Past 28 Days	Past 28 Days LY	Chg.	Current Year	Last Year	Chg.	Wght. 5yr Avg	Chg.
Burglary	0	0	0	0	0	3	--	4	11	-64%	14	-71%
MV Theft	0	0	0	0	0	4	--	10	19	-47%	20	-50%
Larceny from MV	1	1	2	2	6	16	-63%	43	100	-57%	74	-42%
Larceny**	12	10	11	8	41	29	41%	209	213	-2%	163	28%
Total	13	11	13	10	47	52	-10%	266	343	-22%	270	-1%

Other Crime	Current Week	Last Week	Wk 24	Wk 23	Past 28 Days	Past 28 Days LY	Chg.	Current Year	Last Year	Chg.	Wght. 5yr Avg	Chg.
Assault Other	2	5	5	2	14	17	-18%	118	119	-1%	91	30%
Vandalism	5	5	7	1	18	16	13%	71	92	-23%	83	-14%
Drug Offenses	1	0	0	2	3	0	--	22	25	-12%	22	0%
Weapons Offenses	0	0	0	0	0	0	--	9	7	29%	7	29%
Weapons Offenses W Firearm	0	0	0	0	0	0	--	5	2	150%	4	25%
Total	8	10	12	5	35	33	6%	225	245	-8%	206	9%



Figures are preliminary and subject to further analysis and revision

* Sex Offenses, Forcible includes forcible rape, forcible sodomy, forcible fondling, sexual assault with an object

** Larceny includes shoplifting, pickpocket, pursesnatch, from building, bicycles, motor vehicle parts or accessories, and other.



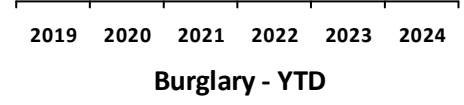

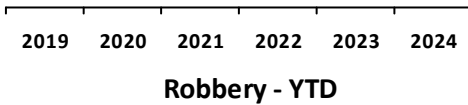
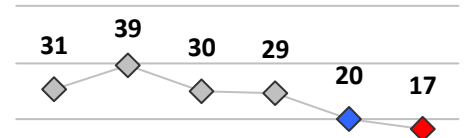
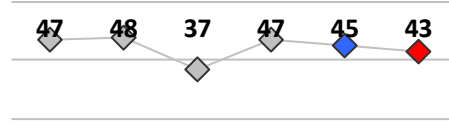
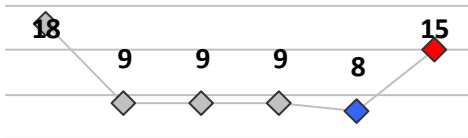
Part I Crime - Comparison Report

Providence Police Department

Through 6/30/2024
Week 26

District 2

	4 Week Trend 6/3/2024 - 6/30/2024				Past 28 Days 6/3/2024 - 6/30/2024			Year to Date January 1 - June 30				
	Current Week	Last Week	Wk 24	Wk 23	Past 28 Days	Past 28 Days LY	Chg.	Current Year	Last Year	Chg.	Wght. 5yr Avg	Chg.
Violent Crime												
Homicide	0	0	0	1	1	0	--	1	1	0%	1	0%
Sex Offenses, Forcible*	0	1	0	0	1	3	-67%	7	16	-56%	16	-56%
Robbery Other	0	0	0	0	0	0	--	7	5	40%	6	17%
Robbery W Firearm	0	0	0	1	1	1	0%	8	3	167%	3	167%
Agg. Assault	4	5	0	2	11	6	83%	41	38	8%	35	17%
Agg. Assault W Firearm	0	0	0	2	2	0	--	2	7	-71%	10	-80%
Total	4	6	0	6	16	10	60%	66	70	-6%	70	-6%
Property Crime												
Burglary	0	0	1	0	1	3	-67%	17	20	-15%	28	-39%
MV Theft	0	1	1	0	2	3	-33%	29	38	-24%	47	-38%
Larceny from MV	2	3	0	1	6	4	50%	25	33	-24%	70	-64%
Larceny**	5	1	3	13	22	13	69%	75	97	-23%	94	-20%
Total	7	5	5	14	31	23	35%	146	188	-22%	238	-39%
Other Crime												
Assault Other	6	4	5	5	20	36	-44%	133	149	-11%	156	-15%
Vandalism	3	4	4	2	13	18	-28%	72	105	-31%	104	-31%
Drug Offenses	3	3	7	3	16	9	78%	54	67	-19%	55	-2%
Weapons Offenses	0	0	1	2	3	1	200%	14	9	56%	11	27%
Weapons Offenses W Firearm	0	2	1	1	4	3	33%	27	32	-16%	37	-27%
Total	12	13	18	13	56	67	-16%	300	362	-17%	361	-17%



Figures are preliminary and subject to further analysis and revision

* Sex Offenses, Forcible includes forcible rape, forcible sodomy, forcible fondling, sexual assault with an object

** Larceny includes shoplifting, pickpocket, pursesnatch, from building, bicycles, motor vehicle parts or accessories, and other.



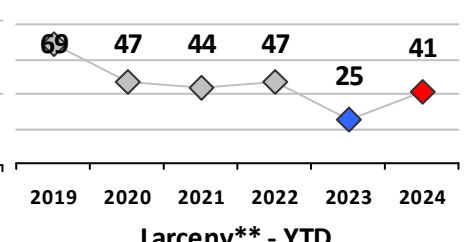
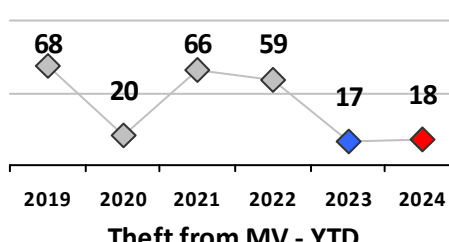
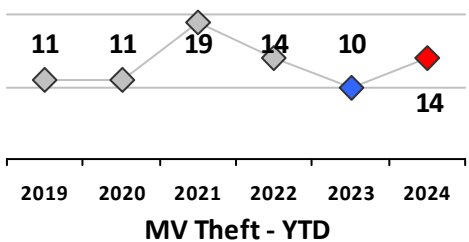
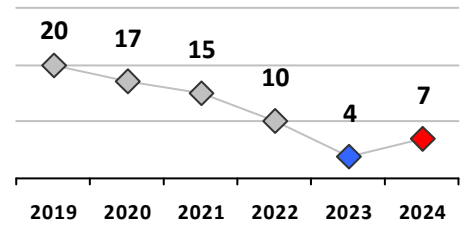
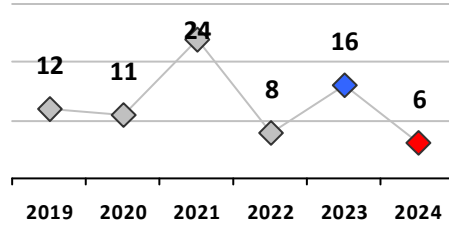
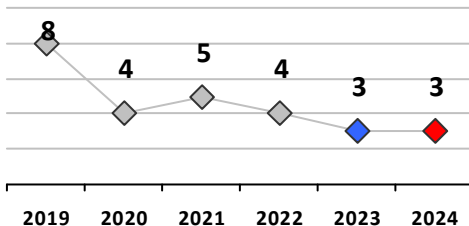
Part I Crime - Comparison Report

Providence Police Department

Through 6/30/2024
Week 26

District 3

	4 Week Trend 6/3/2024 - 6/30/2024				Past 28 Days 6/3/2024 - 6/30/2024			Year to Date January 1 - June 30				
	Current Week	Last Week	Wk 24	Wk 23	Past 28 Days	Past 28 Days LY	Chg.	Current Year	Last Year	Chg.	Wght. 5yr Avg	Chg.
Violent Crime												
Homicide	0	0	0	0	0	0	--	0	0	0%	0	--
Sex Offenses, Forcible*	0	0	1	1	2	1	100%	5	6	-17%	4	25%
Robbery Other	1	0	0	0	1	0	--	2	3	-33%	3	-33%
Robbery W Firearm	0	0	0	0	0	0	--	1	0	100%	1	0%
Agg. Assault	1	0	0	0	1	5	-80%	3	14	-79%	11	-73%
Agg. Assault W Firearm	0	0	0	0	0	0	--	3	2	50%	4	-25%
Total	2	0	1	1	4	6	-33%	14	25	-44%	23	-39%
Property Crime												
Burglary	0	0	0	0	0	0	--	7	4	75%	11	-36%
MV Theft	0	0	1	0	1	0	--	14	10	40%	13	8%
Larceny from MV	2	1	0	1	4	3	33%	18	17	6%	42	-57%
Larceny**	1	2	2	3	8	5	60%	41	25	64%	41	0%
Total	3	3	3	4	13	8	63%	80	56	43%	107	-25%
Other Crime												
Assault Other	3	1	1	3	8	12	-33%	37	49	-24%	51	-27%
Vandalism	0	1	0	1	2	7	-71%	40	44	-9%	51	-22%
Drug Offenses	6	1	0	0	7	3	133%	18	15	20%	15	20%
Weapons Offenses	0	0	0	0	0	0	--	6	1	500%	2	200%
Weapons Offenses W Firearm	0	0	0	0	0	3	--	9	9	0%	8	13%
Total	9	3	1	4	17	25	-32%	110	118	-7%	127	-13%



Figures are preliminary and subject to further analysis and revision

* Sex Offenses, Forcible includes forcible rape, forcible sodomy, forcible fondling, sexual assault with an object

** Larceny includes shoplifting, pickpocket, pursesnatch, from building, bicycles, motor vehicle parts or accessories, and other.



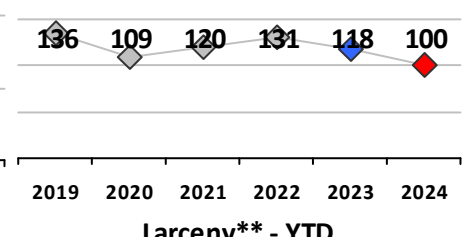
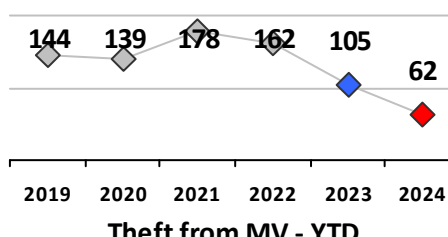
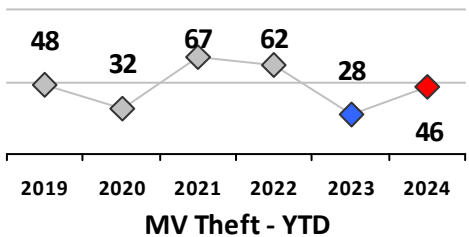
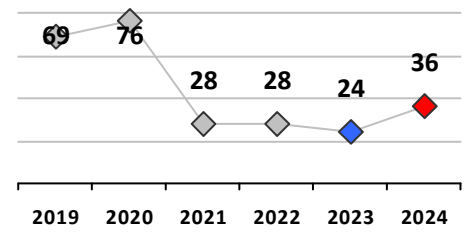
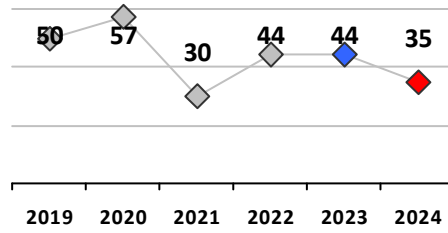
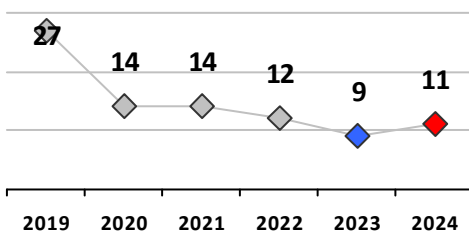
Part I Crime - Comparison Report

Providence Police Department

Through 6/30/2024
Week 26

District 4

	4 Week Trend 6/3/2024 - 6/30/2024				Past 28 Days 6/3/2024 - 6/30/2024			Year to Date January 1 - June 30				
	Current Week	Last Week	Wk 24	Wk 23	Past 28 Days	Past 28 Days LY	Chg.	Current Year	Last Year	Chg.	Wght. 5yr Avg	Chg.
Violent Crime												
Homicide	0	0	0	0	0	0	--	0	0	0%	0	--
Sex Offenses, Forcible*	0	0	0	0	0	1	--	3	21	-86%	16	-81%
Robbery Other	0	0	1	0	1	2	-50%	7	8	-13%	10	-30%
Robbery W Firearm	1	0	0	0	1	1	0%	4	1	300%	3	33%
Agg. Assault	0	3	0	1	4	5	-20%	29	36	-19%	36	-19%
Agg. Assault W Firearm	1	2	0	0	3	1	200%	6	8	-25%	8	-25%
Total	2	5	1	1	9	10	-10%	49	74	-34%	72	-32%
Property Crime												
Burglary	1	1	1	1	4	4	0%	36	24	50%	36	0%
MV Theft	0	2	1	4	7	5	40%	46	28	64%	48	-4%
Larceny from MV	2	10	5	4	21	30	-30%	62	105	-41%	142	-56%
Larceny**	6	4	4	9	23	18	28%	100	118	-15%	123	-19%
Total	9	17	11	18	55	57	-4%	244	275	-11%	349	-30%
Other Crime												
Assault Other	5	4	7	5	21	22	-5%	158	143	10%	146	8%
Vandalism	5	4	12	2	23	25	-8%	110	139	-21%	143	-23%
Drug Offenses	3	4	0	4	11	20	-45%	76	83	-8%	79	-4%
Weapons Offenses	0	0	0	1	1	1	0%	17	11	55%	9	89%
Weapons Offenses W Firearm	0	2	1	1	4	2	100%	23	14	64%	24	-4%
Total	13	14	20	13	60	70	-14%	384	390	-2%	400	-4%



Figures are preliminary and subject to further analysis and revision

* Sex Offenses, Forcible includes forcible rape, forcible sodomy, forcible fondling, sexual assault with an object

** Larceny includes shoplifting, pickpocket, pursesnatch, from building, bicycles, motor vehicle parts or accessories, and other.



Part I Crime - Comparison Report

Providence Police Department

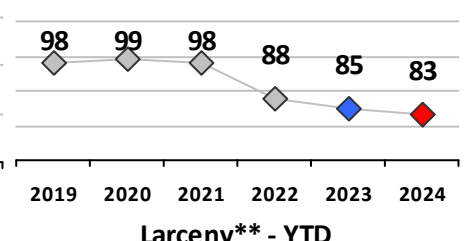
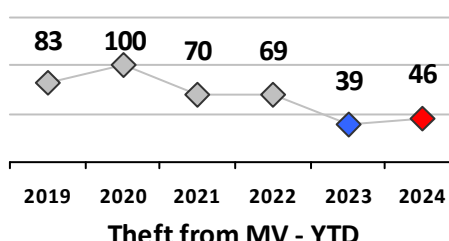
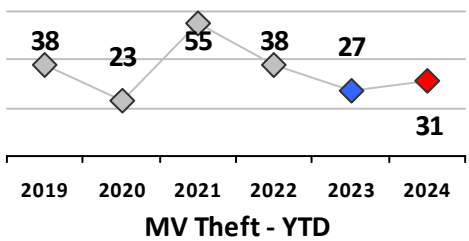
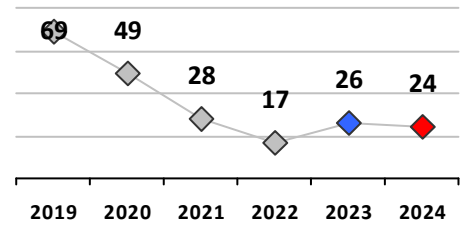
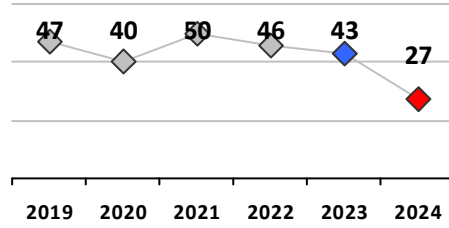
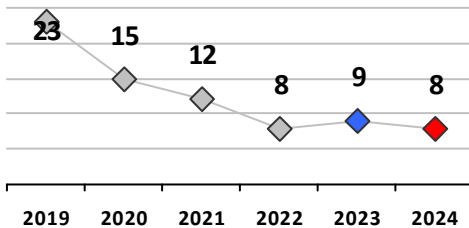
Through 6/30/2024
Week 26

District 5											
4 Week Trend 6/3/2024 - 6/30/2024				Past 28 Days 6/3/2024 - 6/30/2024				Year to Date January 1 - June 30			

Violent Crime	Current Week	Last Week	Wk 24	Wk 23	Past 28 Days	Past 28 Days LY	Chg.	Current Year	Last Year	Chg.	Wght. 5yr Avg	Chg.
Homicide	0	0	0	0	0	1	--	2	2	0%	1	100%
Sex Offenses, Forcible*	0	0	4	0	4	10	-60%	10	20	-50%	18	-44%
Robbery Other	1	0	0	0	1	1	0%	4	6	-33%	8	-50%
Robbery W Firearm	0	0	0	0	0	0	--	4	3	33%	3	33%
Agg. Assault	0	0	1	1	2	5	-60%	23	35	-34%	40	-43%
Agg. Assault W Firearm	0	0	1	0	1	0	--	4	8	-50%	6	-33%
Total	1	0	6	1	8	17	-53%	47	74	-36%	76	-38%

Property Crime	Current Week	Last Week	Wk 24	Wk 23	Past 28 Days	Past 28 Days LY	Chg.	Current Year	Last Year	Chg.	Wght. 5yr Avg	Chg.
Burglary	1	0	0	1	2	5	-60%	24	26	-8%	30	-20%
MV Theft	1	0	1	1	3	2	50%	31	27	15%	36	-14%
Larceny from MV	2	3	3	2	10	5	100%	46	39	18%	65	-29%
Larceny**	4	4	1	8	17	16	6%	83	85	-2%	91	-9%
Total	8	7	5	12	32	28	14%	184	177	4%	221	-17%

Other Crime	Current Week	Last Week	Wk 24	Wk 23	Past 28 Days	Past 28 Days LY	Chg.	Current Year	Last Year	Chg.	Wght. 5yr Avg	Chg.
Assault Other	6	5	4	8	23	28	-18%	154	165	-7%	157	-2%
Vandalism	1	7	5	9	22	18	22%	113	126	-10%	126	-10%
Drug Offenses	1	4	0	6	11	7	57%	51	67	-24%	48	6%
Weapons Offenses	0	0	3	6	9	2	350%	25	9	178%	13	92%
Weapons Offenses W Firearm	1	2	1	0	4	5	-20%	30	21	43%	21	43%
Total	9	18	13	29	69	60	15%	373	388	-4%	366	2%



Figures are preliminary and subject to further analysis and revision

* Sex Offenses, Forcible includes forcible rape, forcible sodomy, forcible fondling, sexual assault with an object

** Larceny includes shoplifting, pickpocket, pursesnatch, from building, bicycles, motor vehicle parts or accessories, and other.



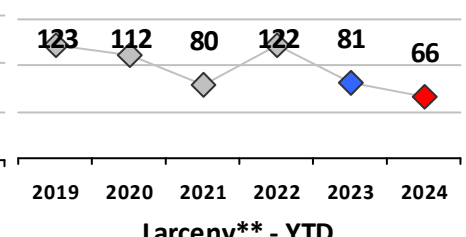
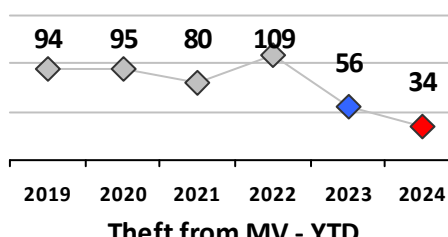
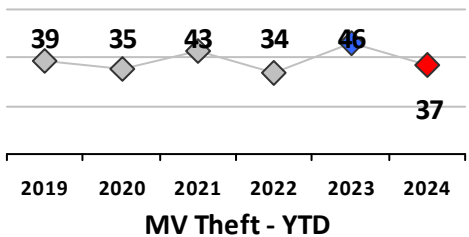
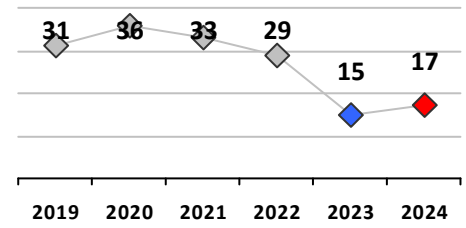
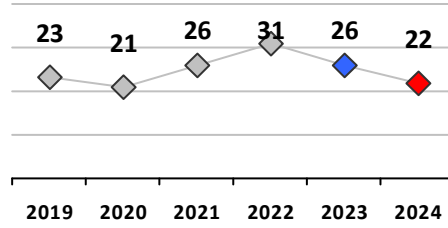
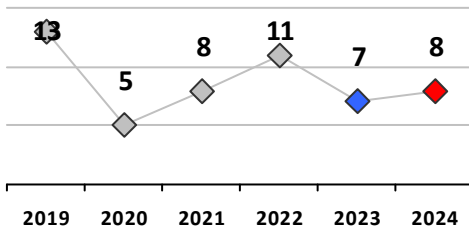
Part I Crime - Comparison Report

Providence Police Department

Through 6/30/2024
Week 26

District 6

	4 Week Trend 6/3/2024 - 6/30/2024				Past 28 Days 6/3/2024 - 6/30/2024			Year to Date January 1 - June 30				
	Current Week	Last Week	Wk 24	Wk 23	Past 28 Days	Past 28 Days LY	Chg.	Current Year	Last Year	Chg.	Wght. 5yr Avg	Chg.
Violent Crime												
Homicide	0	0	0	0	0	0	--	0	1	-100%	1	--
Sex Offenses, Forcible*	0	0	0	0	0	0	--	7	8	-13%	12	-42%
Robbery Other	1	0	0	1	2	1	100%	7	3	133%	5	40%
Robbery W Firearm	0	0	0	0	0	0	--	1	4	-75%	3	-67%
Agg. Assault	1	0	0	0	1	0	--	21	16	31%	20	5%
Agg. Assault W Firearm	0	0	0	0	0	0	--	1	10	-90%	6	-83%
Total	2	0	0	1	3	1	200%	37	42	-12%	47	-21%
Property Crime												
Burglary	0	1	0	0	1	4	-75%	17	15	13%	27	-37%
MV Theft	1	0	3	1	5	2	150%	37	46	-20%	40	-8%
Larceny from MV	1	0	2	4	7	6	17%	34	56	-39%	84	-60%
Larceny**	6	1	5	3	15	11	36%	66	81	-19%	99	-33%
Total	8	2	10	8	28	23	22%	154	198	-22%	250	-38%
Other Crime												
Assault Other	7	7	5	5	24	21	14%	107	89	20%	101	6%
Vandalism	1	3	5	2	11	19	-42%	56	106	-47%	102	-45%
Drug Offenses	0	1	0	0	1	4	-75%	13	19	-32%	18	-28%
Weapons Offenses	0	1	1	0	2	0	--	5	5	0%	6	-17%
Weapons Offenses W Firearm	0	2	0	2	4	3	33%	12	15	-20%	11	9%
Total	8	14	11	9	42	47	-11%	193	234	-18%	238	-19%



Figures are preliminary and subject to further analysis and revision

* Sex Offenses, Forcible includes forcible rape, forcible sodomy, forcible fondling, sexual assault with an object

** Larceny includes shoplifting, pickpocket, pursesnatch, from building, bicycles, motor vehicle parts or accessories, and other.



Part I Crime - Comparison Report

Providence Police Department

Through 6/30/2024
Week 26

District 7

4 Week Trend
6/3/2024 - 6/30/2024

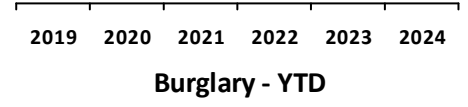

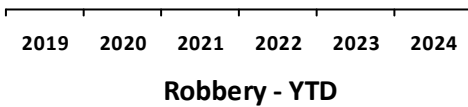
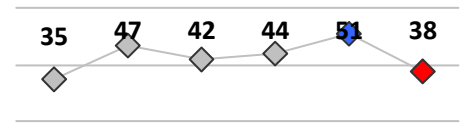
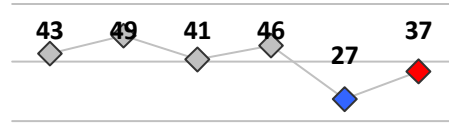
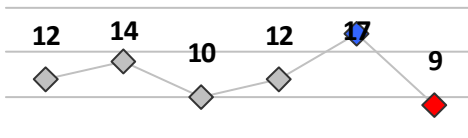
Past 28 Days
6/3/2024 - 6/30/2024

Year to Date
January 1 - June 30

Violent Crime	Current Week	Last Week	Wk 24	Wk 23	Past 28 Days	Past 28 Days LY	Chg.	Current Year	Last Year	Chg.	Wght. 5yr Avg	Chg.
Homicide	0	0	0	0	0	0	--	1	1	0%	1	0%
Sex Offenses, Forcible*	1	0	0	0	1	1	0%	7	9	-22%	10	-30%
Robbery Other	0	1	0	0	1	3	-67%	2	7	-71%	8	-75%
Robbery W Firearm	0	0	0	0	0	0	--	7	10	-30%	6	17%
Agg. Assault	0	1	0	0	1	6	-83%	23	20	15%	30	-23%
Agg. Assault W Firearm	0	0	0	0	0	0	--	14	7	100%	9	56%
Total	1	2	0	0	3	10	-70%	54	54	0%	63	-14%

Property Crime	Current Week	Last Week	Wk 24	Wk 23	Past 28 Days	Past 28 Days LY	Chg.	Current Year	Last Year	Chg.	Wght. 5yr Avg	Chg.
Burglary	0	4	1	0	5	7	-29%	38	51	-25%	46	-17%
MV Theft	4	1	0	0	5	6	-17%	54	46	17%	55	-2%
Larceny from MV	1	0	3	6	10	13	-23%	45	134	-66%	137	-67%
Larceny**	10	7	7	6	30	22	36%	158	145	9%	175	-10%
Total	15	12	11	12	50	48	4%	295	376	-22%	412	-28%

Other Crime	Current Week	Last Week	Wk 24	Wk 23	Past 28 Days	Past 28 Days LY	Chg.	Current Year	Last Year	Chg.	Wght. 5yr Avg	Chg.
Assault Other	4	10	8	7	29	30	-3%	166	149	11%	162	2%
Vandalism	4	8	9	3	24	17	41%	121	162	-25%	158	-23%
Drug Offenses	2	0	3	1	6	5	20%	38	52	-27%	40	-5%
Weapons Offenses	0	0	0	1	1	0	--	16	0	1600%	5	220%
Weapons Offenses W Firearm	0	0	0	2	2	1	100%	27	33	-18%	26	4%
Total	10	18	20	14	62	53	17%	368	396	-7%	391	-6%



Figures are preliminary and subject to further analysis and revision

* Sex Offenses, Forcible includes forcible rape, forcible sodomy, forcible fondling, sexual assault with an object

** Larceny includes shoplifting, pickpocket, pursesnatch, from building, bicycles, motor vehicle parts or accessories, and other.



Part I Crime - Comparison Report

Providence Police Department

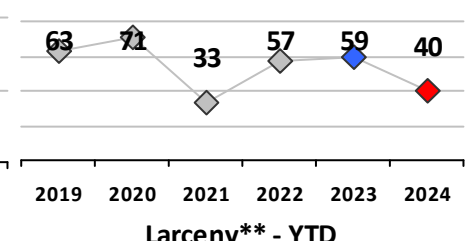
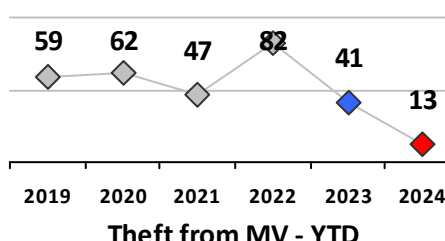
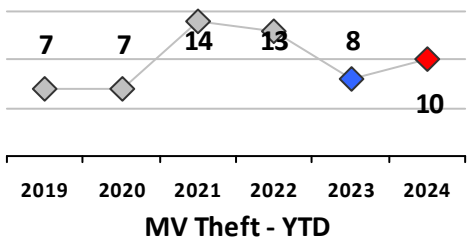
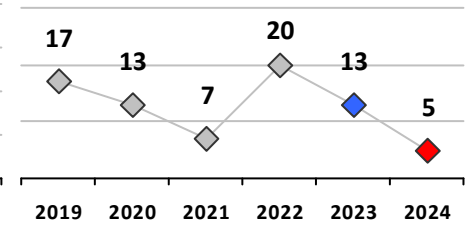
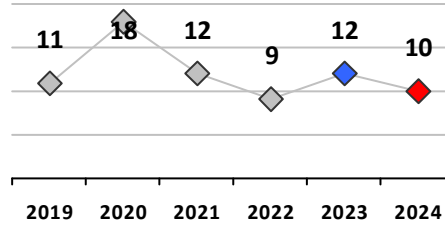
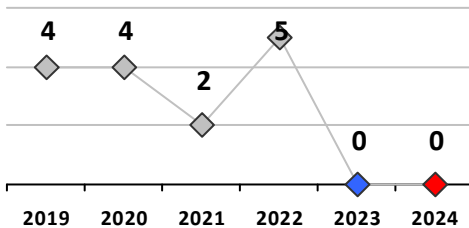
Through 6/30/2024
Week 26

District 8											
4 Week Trend 6/3/2024 - 6/30/2024				Past 28 Days 6/3/2024 - 6/30/2024				Year to Date January 1 - June 30			

Violent Crime	Current Week	Last Week	Wk 24	Wk 23	Past 28 Days	Past 28 Days LY	Chg.	Current Year	Last Year	Chg.	Wght. 5yr Avg	Chg.
Homicide	0	0	0	0	0	0	--	0	1	-100%	0	--
Sex Offenses, Forcible*	0	0	0	0	0	1	--	9	4	125%	4	125%
Robbery Other	0	0	0	0	0	0	--	0	0	0%	2	--
Robbery W Firearm	0	0	0	0	0	0	--	0	0	0%	0	--
Agg. Assault	0	0	0	0	0	2	--	10	8	25%	9	11%
Agg. Assault W Firearm	0	0	0	0	0	0	--	0	4	-100%	3	--
Total	0	0	0	0	0	3	300%	19	17	12%	18	6%

Property Crime	Current Week	Last Week	Wk 24	Wk 23	Past 28 Days	Past 28 Days LY	Chg.	Current Year	Last Year	Chg.	Wght. 5yr Avg	Chg.
Burglary	0	2	0	0	2	2	0%	5	13	-62%	14	-64%
MV Theft	0	0	0	2	2	2	0%	10	8	25%	10	0%
Larceny from MV	1	3	1	0	5	7	-29%	13	41	-68%	57	-77%
Larceny**	3	4	2	1	10	10	0%	40	59	-32%	55	-27%
Total	4	9	3	3	19	21	-10%	68	121	-44%	136	-50%

Other Crime	Current Week	Last Week	Wk 24	Wk 23	Past 28 Days	Past 28 Days LY	Chg.	Current Year	Last Year	Chg.	Wght. 5yr Avg	Chg.
Assault Other	0	0	0	0	0	10	--	42	50	-16%	41	2%
Vandalism	0	1	3	0	4	8	-50%	27	49	-45%	43	-37%
Drug Offenses	0	0	0	0	0	0	--	6	4	50%	4	50%
Weapons Offenses	0	4	1	0	5	0	--	5	3	67%	1	400%
Weapons Offenses W Firearm	0	1	0	0	1	3	-67%	1	13	-92%	7	-86%
Total	0	6	4	0	10	21	-52%	81	119	-32%	95	-15%



Figures are preliminary and subject to further analysis and revision

* Sex Offenses, Forcible includes forcible rape, forcible sodomy, forcible fondling, sexual assault with an object

** Larceny includes shoplifting, pickpocket, pursesnatch, from building, bicycles, motor vehicle parts or accessories, and other.



Part I Crime - Comparison Report

Providence Police Department

Through 6/30/2024
Week 26

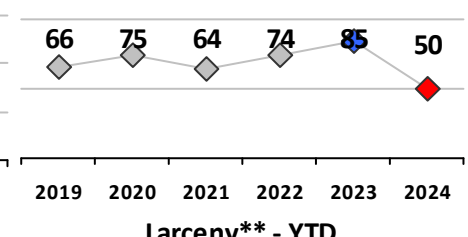
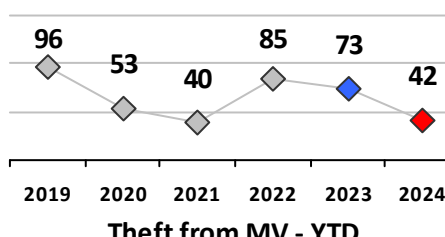
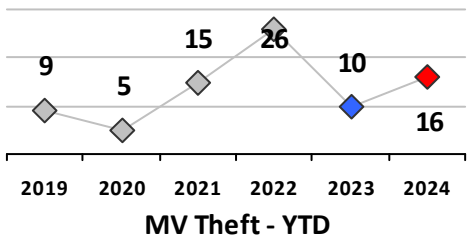
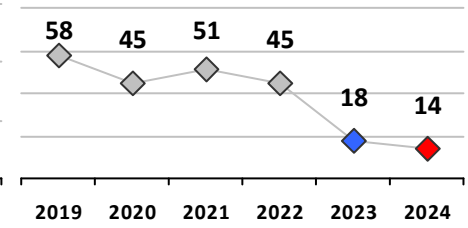
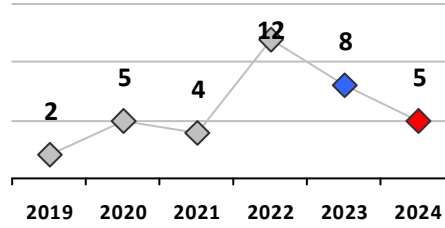
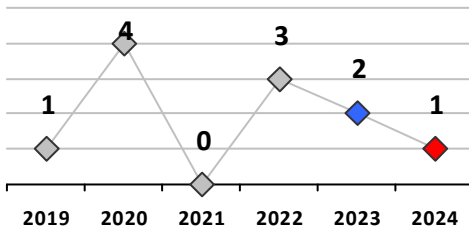
District 9

4 Week Trend 6/3/2024 - 6/30/2024	Past 28 Days 6/3/2024 - 6/30/2024	Year to Date January 1 - June 30
--------------------------------------	--------------------------------------	-------------------------------------

Violent Crime	Current Week	Last Week	Wk 24	Wk 23	Past 28 Days	Past 28 Days LY	Chg.	Current Year	Last Year	Chg.	Wght. 5yr Avg	Chg.
Homicide	0	0	0	0	0	0	--	0	0	0%	0	--
Sex Offenses, Forcible*	0	0	1	0	1	0	--	7	6	17%	4	75%
Robbery Other	0	0	0	0	0	1	--	0	2	-100%	2	--
Robbery W Firearm	0	0	0	0	0	0	--	1	0	100%	0	--
Agg. Assault	0	0	0	0	0	0	--	3	8	-63%	7	-57%
Agg. Assault W Firearm	0	0	0	0	0	0	--	2	0	200%	0	--
Total	0	0	1	0	1	1	0%	13	16	-19%	13	0%

Property Crime	Current Week	Last Week	Wk 24	Wk 23	Past 28 Days	Past 28 Days LY	Chg.	Current Year	Last Year	Chg.	Wght. 5yr Avg	Chg.
Burglary	0	2	1	1	4	1	300%	14	18	-22%	39	-64%
MV Theft	1	2	1	0	4	1	300%	16	10	60%	15	7%
Larceny from MV	10	3	7	0	20	9	122%	42	73	-42%	68	-38%
Larceny**	4	2	2	4	12	15	-20%	50	85	-41%	76	-34%
Total	15	9	11	5	40	26	54%	122	186	-34%	198	-38%

Other Crime	Current Week	Last Week	Wk 24	Wk 23	Past 28 Days	Past 28 Days LY	Chg.	Current Year	Last Year	Chg.	Wght. 5yr Avg	Chg.
Assault Other	1	2	1	0	4	3	33%	20	40	-50%	27	-26%
Vandalism	4	7	3	2	16	12	33%	46	61	-25%	53	-13%
Drug Offenses	0	0	0	0	0	2	--	4	3	33%	5	-20%
Weapons Offenses	0	0	0	0	0	0	--	0	3	-100%	2	--
Weapons Offenses W Firearm	0	0	0	1	1	0	--	3	5	-40%	4	-25%
Total	5	9	4	3	21	17	24%	73	112	-35%	92	-21%



Figures are preliminary and subject to further analysis and revision

* Sex Offenses, Forcible includes forcible rape, forcible sodomy, forcible fondling, sexual assault with an object

** Larceny includes shoplifting, pickpocket, pursesnatch, from building, bicycles, motor vehicle parts or accessories, and other.