

Part I Crime - Comparison Report

Providence Police Department

Through 12/8/2024
Week 49

Citywide

4 Week Trend
11/11/2024 - 12/8/2024

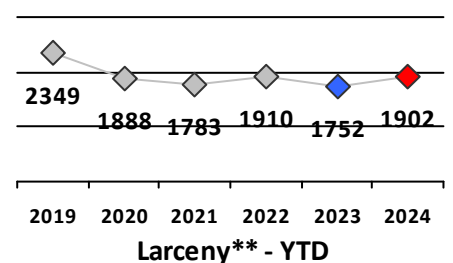
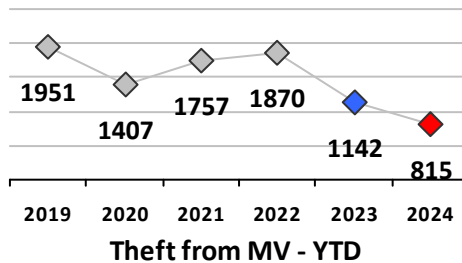
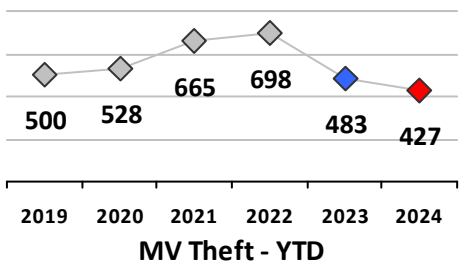
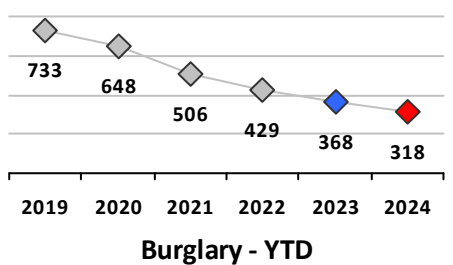
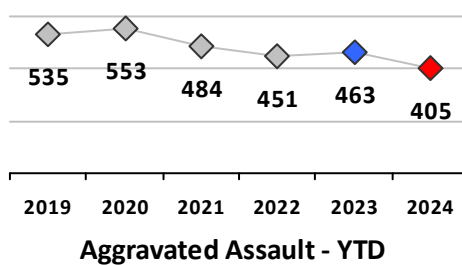
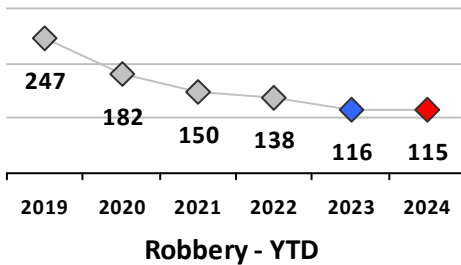
Past 28 Days
11/11/2024 - 12/8/2024

Year to Date
January 1 - December 8

Violent Crime	Current Week	Last Week	Wk 47	Wk 46	Past 28 Days	Past 28 Days LY	Chg.	Current Year	Last Year	Chg.	Wght. 5yr Avg	Chg.
	Homicide	0	0	1	0	1	0	100%	11	13	-15%	14
Sex Offenses, Forcible*	1	0	4	4	9	8	13%	129	161	-20%	159	-19%
Robbery Other	0	0	3	3	6	3	100%	77	73	5%	102	-25%
Robbery W Firearm	0	0	2	1	3	2	50%	38	43	-12%	45	-16%
Agg. Assault	10	3	4	10	27	31	-13%	340	366	-7%	378	-10%
Agg. Assault W Firearm	0	1	1	3	5	9	-44%	65	97	-33%	104	-38%
Total	11	4	15	21	51	53	-4%	660	753	-12%	801	-18%

Property Crime	Current Week	Last Week	Wk 47	Wk 46	Past 28 Days	Past 28 Days LY	Chg.	Current Year	Last Year	Chg.	Wght. 5yr Avg	Chg.
	Burglary	9	6	10	8	33	37	-11%	318	368	-14%	476
MV Theft	8	6	9	4	27	29	-7%	427	483	-12%	587	-27%
Larceny from MV	10	12	23	34	79	49	61%	815	1142	-29%	1552	-47%
Larceny**	32	33	54	45	164	151	9%	1902	1752	9%	1864	2%
Total	59	57	96	91	303	266	14%	3462	3745	-8%	4479	-23%

Other Crime	Current Week	Last Week	Wk 47	Wk 46	Past 28 Days	Past 28 Days LY	Chg.	Current Year	Last Year	Chg.	Wght. 5yr Avg	Chg.
	Assault Other	38	39	31	40	148	153	-3%	1899	1847	3%	1841
Vandalism	24	18	32	54	128	158	-19%	1588	1840	-14%	1885	-16%
Drug Offenses	7	6	13	4	30	49	-39%	557	620	-10%	521	7%
Weapons Offenses	5	8	2	3	18	9	100%	199	117	70%	118	69%
Weapons Offenses W Firearm	3	1	0	2	6	20	-70%	237	275	-14%	267	-11%
Total	77	72	78	103	330	389	-15%	4480	4699	-5%	4632	-3%



Figures are preliminary and subject to further analysis and revision

* Sex Offenses, Forcible includes forcible rape, forcible sodomy, forcible fondling, sexual assault with an object

** Larceny includes shoplifting, pickpocket, pursesnatch, from building, bicycles, motor vehicle parts or accessories, and other.



Part I Crime - Comparison Report

Providence Police Department

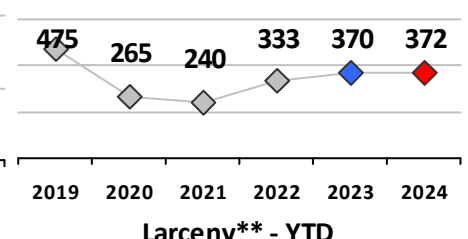
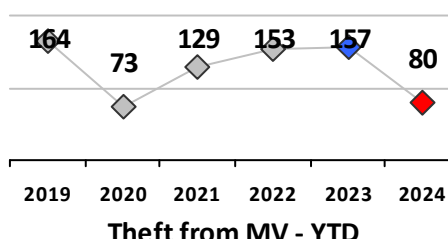
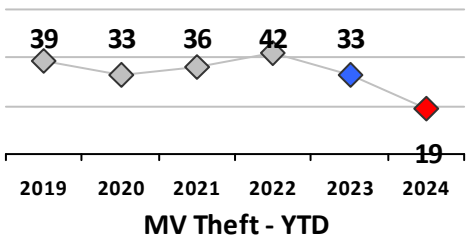
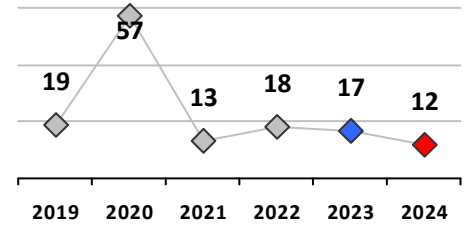
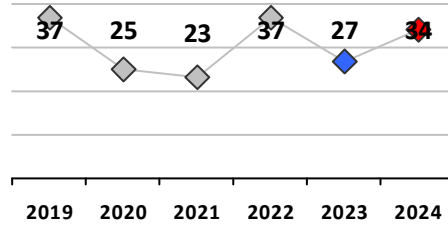
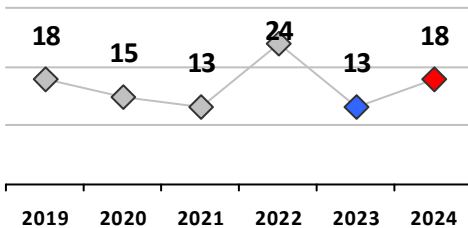
Through 12/8/2024
Week 49

District 1											
4 Week Trend 11/11/2024 - 12/8/2024				Past 28 Days 11/11/2024 - 12/8/2024				Year to Date January 1 - December 8			

Violent Crime	Current Week	Last Week	Wk 47	Wk 46	Past 28 Days	Past 28 Days LY	Chg.	Current Year	Last Year	Chg.	Wght. 5yr Avg	Chg.
Homicide	0	0	0	0	0	0	--	0	0	0%	0	--
Sex Offenses, Forcible*	0	0	1	0	1	1	0%	14	9	56%	12	17%
Robbery Other	0	0	0	1	1	1	0%	17	10	70%	14	21%
Robbery W Firearm	0	0	1	0	1	0	--	1	3	-67%	2	-50%
Agg. Assault	0	0	0	2	2	0	--	32	26	23%	29	10%
Agg. Assault W Firearm	0	0	0	1	1	0	--	2	1	100%	1	100%
Total	0	0	2	4	6	2	200%	66	49	35%	57	16%

Property Crime	Current Week	Last Week	Wk 47	Wk 46	Past 28 Days	Past 28 Days LY	Chg.	Current Year	Last Year	Chg.	Wght. 5yr Avg	Chg.
Burglary	1	0	0	0	1	3	-67%	12	17	-29%	22	-45%
MV Theft	0	0	0	0	0	1	--	19	33	-42%	36	-47%
Larceny from MV	0	1	1	9	11	4	175%	80	157	-49%	140	-43%
Larceny**	3	3	6	10	22	30	-27%	372	370	1%	328	13%
Total	4	4	7	19	34	38	-11%	483	577	-16%	525	-8%


Other Crime	Current Week	Last Week	Wk 47	Wk 46	Past 28 Days	Past 28 Days LY	Chg.	Current Year	Last Year	Chg.	Wght. 5yr Avg	Chg.
Assault Other	4	2	0	5	11	10	10%	226	196	15%	169	34%
Vandalism	4	1	6	11	22	15	47%	146	168	-13%	160	-9%
Drug Offenses	3	2	2	1	8	4	100%	74	55	35%	43	72%
Weapons Offenses	1	0	0	0	1	0	--	14	9	56%	12	17%
Weapons Offenses W Firearm	0	0	0	0	0	0	--	6	6	0%	6	0%
Total	12	5	8	17	42	29	45%	466	434	7%	391	19%



Figures are preliminary and subject to further analysis and revision

* Sex Offenses, Forcible includes forcible rape, forcible sodomy, forcible fondling, sexual assault with an object

** Larceny includes shoplifting, pickpocket, pursesnatch, from building, bicycles, motor vehicle parts or accessories, and other.



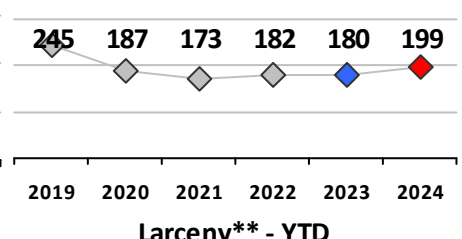
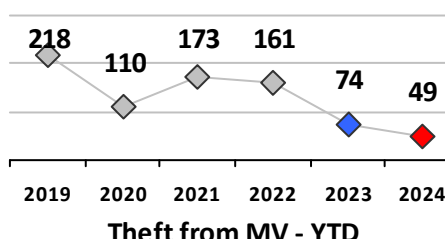
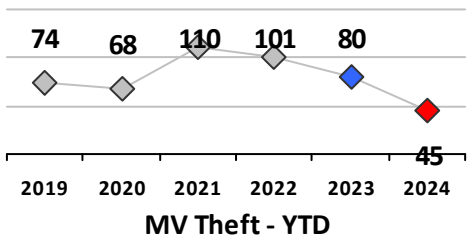
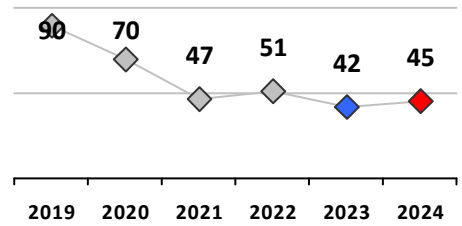
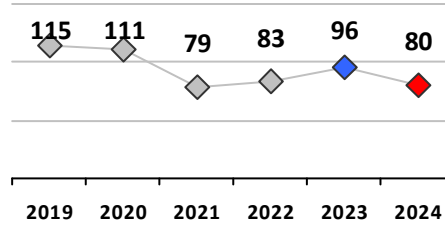
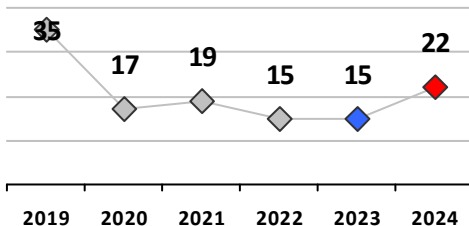
Part I Crime - Comparison Report

Providence Police Department

Through 12/8/2024
Week 49

District 2


	4 Week Trend 11/11/2024 - 12/8/2024				Past 28 Days 11/11/2024 - 12/8/2024			Year to Date January 1 - December 8				
	Current Week	Last Week	Wk 47	Wk 46	Past 28 Days	Past 28 Days LY	Chg.	Current Year	Last Year	Chg.	Wght. 5yr Avg	Chg.
Violent Crime												
Homicide	0	0	0	0	0	0	--	2	1	100%	2	0%
Sex Offenses, Forcible*	0	0	0	0	0	0	--	21	23	-9%	26	-19%
Robbery Other	0	0	0	1	1	1	0%	12	12	0%	12	0%
Robbery W Firearm	0	0	1	0	1	0	--	10	3	233%	5	100%
Agg. Assault	2	1	1	0	4	8	-50%	76	80	-5%	71	7%
Agg. Assault W Firearm	0	0	0	0	0	1	--	4	16	-75%	21	-81%
Total	2	1	2	1	6	10	-40%	125	135	-7%	137	-9%
Property Crime												
Burglary	3	3	2	1	9	4	125%	45	42	7%	52	-13%
MV Theft	0	1	2	1	4	3	33%	45	80	-44%	90	-50%
Larceny from MV	0	4	1	0	5	2	150%	49	74	-34%	132	-63%
Larceny**	6	6	6	8	26	18	44%	199	180	11%	185	8%
Total	9	14	11	10	44	27	63%	338	376	-10%	459	-26%
Other Crime												
Assault Other	7	10	6	11	34	24	42%	306	292	5%	299	2%
Vandalism	3	2	4	2	11	21	-48%	162	202	-20%	205	-21%
Drug Offenses	1	0	4	1	6	7	-14%	95	125	-24%	93	2%
Weapons Offenses	0	0	0	1	1	1	0%	29	20	45%	20	45%
Weapons Offenses W Firearm	0	0	0	1	1	1	0%	50	62	-19%	65	-23%
Total	11	12	14	16	53	54	-2%	642	701	-8%	682	-6%



Figures are preliminary and subject to further analysis and revision

* Sex Offenses, Forcible includes forcible rape, forcible sodomy, forcible fondling, sexual assault with an object

** Larceny includes shoplifting, pickpocket, pursesnatch, from building, bicycles, motor vehicle parts or accessories, and other.



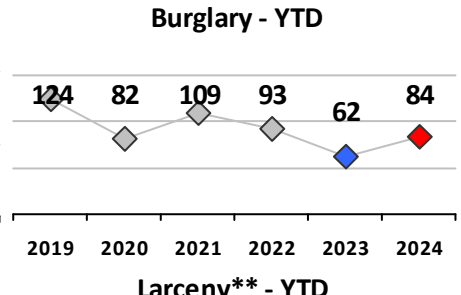
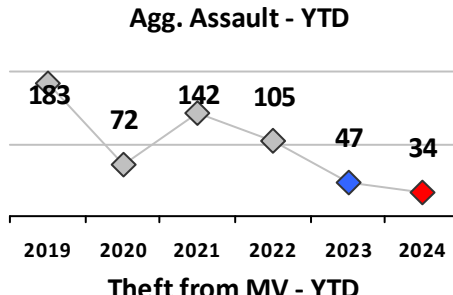
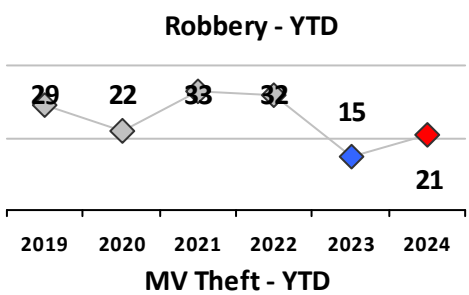
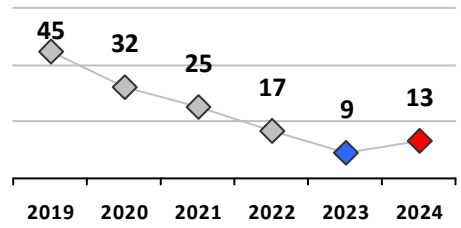
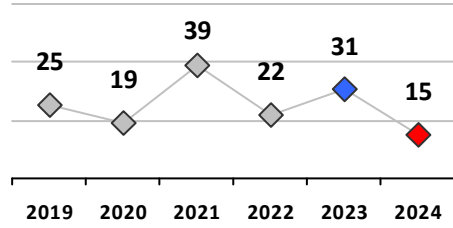
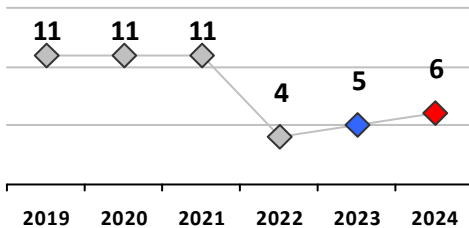
Part I Crime - Comparison Report

Providence Police Department

Through 12/8/2024
Week 49

District 3


	4 Week Trend 11/11/2024 - 12/8/2024				Past 28 Days 11/11/2024 - 12/8/2024			Year to Date January 1 - December 8				
	Current Week	Last Week	Wk 47	Wk 46	Past 28 Days	Past 28 Days LY	Chg.	Current Year	Last Year	Chg.	Wght. 5yr Avg	Chg.
Violent Crime												
Homicide	0	0	0	0	0	0	--	0	3	-100%	2	--
Sex Offenses, Forcible*	0	0	0	0	0	0	--	12	9	33%	7	71%
Robbery Other	0	0	0	0	0	0	--	2	3	-33%	4	-50%
Robbery W Firearm	0	0	0	1	1	0	--	4	2	100%	3	33%
Agg. Assault	1	0	0	3	4	3	33%	12	21	-43%	19	-37%
Agg. Assault W Firearm	0	0	0	0	0	3	--	3	10	-70%	9	-67%
Total	1	0	0	4	5	6	-17%	33	48	-31%	44	-25%
Property Crime												
Burglary	0	1	0	1	2	3	-33%	13	9	44%	20	-35%
MV Theft	0	0	1	0	1	1	0%	21	15	40%	25	-16%
Larceny from MV	0	0	0	0	0	0	--	34	47	-28%	94	-64%
Larceny**	2	2	0	2	6	7	-14%	84	62	35%	87	-3%
Total	2	3	1	3	9	11	-18%	152	133	14%	226	-33%
Other Crime												
Assault Other	1	2	2	2	7	8	-13%	100	86	16%	93	8%
Vandalism	2	3	1	1	7	7	0%	70	101	-31%	114	-39%
Drug Offenses	2	1	0	0	3	3	0%	34	30	13%	27	26%
Weapons Offenses	0	0	0	0	0	0	--	8	3	167%	5	60%
Weapons Offenses W Firearm	1	0	0	0	1	1	0%	19	29	-34%	21	-10%
Total	6	6	3	3	18	19	-5%	231	249	-7%	260	-11%



Figures are preliminary and subject to further analysis and revision

* Sex Offenses, Forcible includes forcible rape, forcible sodomy, forcible fondling, sexual assault with an object

** Larceny includes shoplifting, pickpocket, pursesnatch, from building, bicycles, motor vehicle parts or accessories, and other.



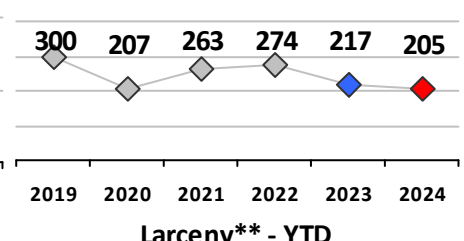
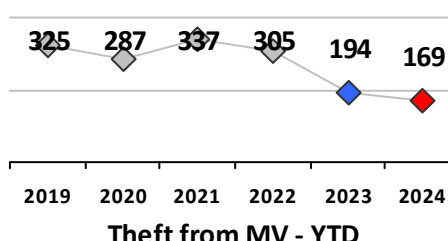
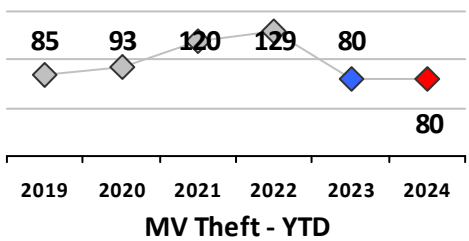
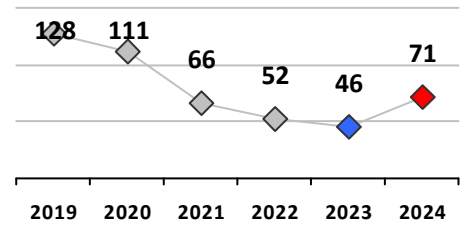
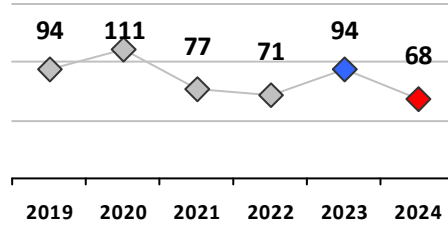
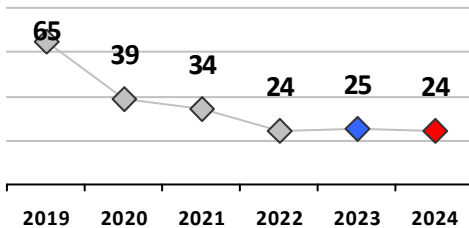
Part I Crime - Comparison Report

Providence Police Department

Through 12/8/2024
Week 49

District 4


	4 Week Trend 11/11/2024 - 12/8/2024				Past 28 Days 11/11/2024 - 12/8/2024			Year to Date January 1 - December 8				
	Current Week	Last Week	Wk 47	Wk 46	Past 28 Days	Past 28 Days LY	Chg.	Current Year	Last Year	Chg.	Wght. 5yr Avg	Chg.
Violent Crime												
Homicide	0	0	0	0	0	0	--	1	1	0%	2	-50%
Sex Offenses, Forcible*	1	0	1	2	4	1	300%	16	31	-48%	30	-47%
Robbery Other	0	0	1	0	1	0	--	15	20	-25%	24	-38%
Robbery W Firearm	0	0	0	0	0	1	--	9	5	80%	7	29%
Agg. Assault	1	2	0	1	4	12	-67%	57	81	-30%	72	-21%
Agg. Assault W Firearm	0	0	0	1	1	0	--	11	13	-15%	15	-27%
Total	2	2	2	4	10	14	-29%	109	151	-28%	150	-27%
Property Crime												
Burglary	1	0	3	0	4	1	300%	71	46	54%	66	8%
MV Theft	1	1	1	2	5	7	-29%	80	80	0%	105	-24%
Larceny from MV	1	3	11	12	27	16	69%	169	194	-13%	274	-38%
Larceny**	5	3	9	4	21	19	11%	205	217	-6%	247	-17%
Total	8	7	24	18	57	43	33%	525	537	-2%	691	-24%
Other Crime												
Assault Other	6	8	4	6	24	34	-29%	307	285	8%	292	5%
Vandalism	5	4	5	14	28	36	-22%	251	298	-16%	299	-16%
Drug Offenses	1	1	3	1	6	17	-65%	160	164	-2%	140	14%
Weapons Offenses	1	0	2	0	3	3	0%	37	26	42%	22	68%
Weapons Offenses W Firearm	0	0	0	0	0	9	--	40	40	0%	46	-13%
Total	13	13	14	21	61	99	-38%	795	813	-2%	799	-1%



Figures are preliminary and subject to further analysis and revision

* Sex Offenses, Forcible includes forcible rape, forcible sodomy, forcible fondling, sexual assault with an object

** Larceny includes shoplifting, pickpocket, pursesnatch, from building, bicycles, motor vehicle parts or accessories, and other.



Part I Crime - Comparison Report

Providence Police Department

Through 12/8/2024
Week 49

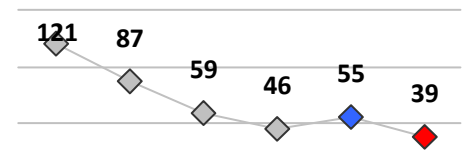
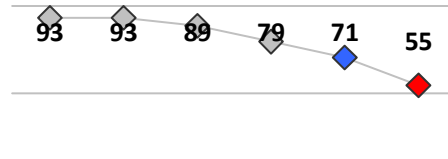
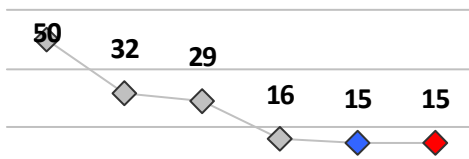
District 5

4 Week Trend <i>11/11/2024 - 12/8/2024</i>	Past 28 Days <i>11/11/2024 - 12/8/2024</i>	Year to Date <i>January 1 - December 8</i>
---	---	---

Violent Crime	Current Week	Last Week	Wk 47	Wk 46	Past 28 Days	Past 28 Days LY	Chg.	Current Year	Last Year	Chg.	Wght. 5yr Avg	Chg.
Homicide	0	0	0	0	0	0	--	3	3	0%	2	50%
Sex Offenses, Forcible*	0	0	1	0	1	2	-50%	23	38	-39%	30	-23%
Robbery Other	0	0	1	0	1	1	0%	11	12	-8%	16	-31%
Robbery W Firearm	0	0	0	0	0	0	--	4	3	33%	7	-43%
Agg. Assault	2	0	1	1	4	2	100%	45	57	-21%	66	-32%
Agg. Assault W Firearm	0	0	0	0	0	1	--	10	14	-29%	16	-38%
Total	2	0	3	1	6	6	0%	96	127	-24%	137	-30%

Property Crime	Current Week	Last Week	Wk 47	Wk 46	Past 28 Days	Past 28 Days LY	Chg.	Current Year	Last Year	Chg.	Wght. 5yr Avg	Chg.
Burglary	0	0	0	2	2	4	-50%	39	55	-29%	62	-37%
MV Theft	0	1	0	1	2	3	-33%	51	58	-12%	68	-25%
Larceny from MV	2	0	1	2	5	10	-50%	69	94	-27%	138	-50%
Larceny**	2	1	1	0	4	9	-56%	140	164	-15%	180	-22%
Total	4	2	2	5	13	26	-50%	299	371	-19%	447	-33%

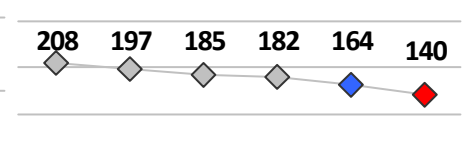
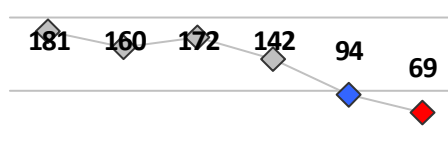
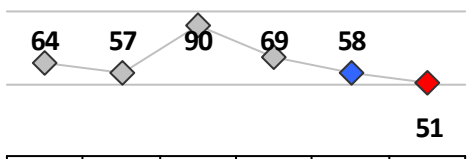
Other Crime	Current Week	Last Week	Wk 47	Wk 46	Past 28 Days	Past 28 Days LY	Chg.	Current Year	Last Year	Chg.	Wght. 5yr Avg	Chg.
Assault Other	2	3	4	2	11	19	-42%	264	329	-20%	316	-16%
Vandalism	3	2	1	1	7	13	-46%	188	247	-24%	258	-27%
Drug Offenses	0	1	2	1	4	8	-50%	83	111	-25%	90	-8%
Weapons Offenses	0	0	0	0	0	1	--	35	15	133%	19	84%
Weapons Offenses W Firearm	0	0	0	0	0	4	--	46	37	24%	42	10%
Total	5	6	7	4	22	45	-51%	616	739	-17%	724	-15%



Robbery - YTD

Agg. Assault - YTD

Burglary - YTD



MV Theft - YTD


Theft from MV - YTD

Larceny - YTD**

Figures are preliminary and subject to further analysis and revision

* Sex Offenses, Forcible includes forcible rape, forcible sodomy, forcible fondling, sexual assault with an object

** Larceny includes shoplifting, pickpocket, pursesnatch, from building, bicycles, motor vehicle parts or accessories, and other.



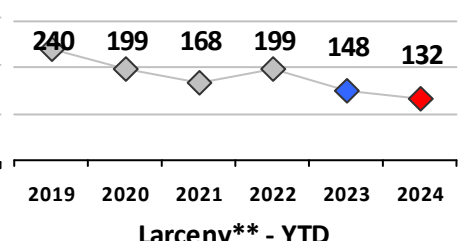
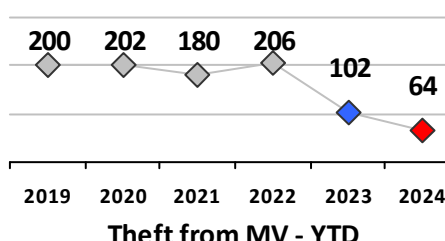
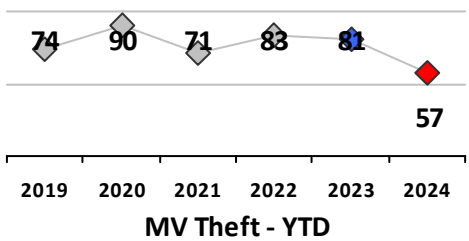
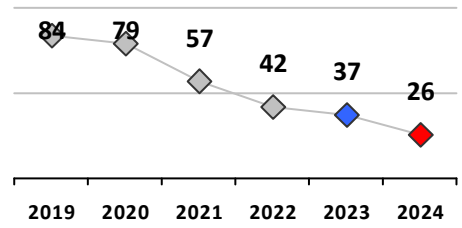
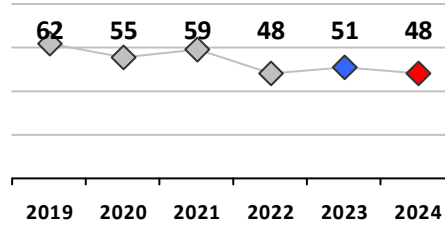
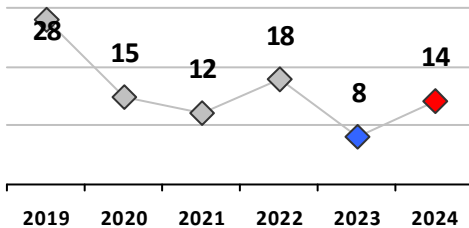
Part I Crime - Comparison Report

Providence Police Department

Through 12/8/2024
Week 49

District 6


	4 Week Trend 11/11/2024 - 12/8/2024				Past 28 Days 11/11/2024 - 12/8/2024			Year to Date January 1 - December 8				
	Current Week	Last Week	Wk 47	Wk 46	Past 28 Days	Past 28 Days LY	Chg.	Current Year	Last Year	Chg.	Wght. 5yr Avg	Chg.
Violent Crime												
Homicide	0	0	0	0	0	0	--	1	2	-50%	2	-50%
Sex Offenses, Forcible*	0	0	1	2	3	0	--	13	14	-7%	17	-24%
Robbery Other	0	0	0	1	1	0	--	13	3	333%	9	44%
Robbery W Firearm	0	0	0	0	0	1	--	1	5	-80%	5	-80%
Agg. Assault	0	0	0	0	0	2	--	40	32	25%	38	5%
Agg. Assault W Firearm	0	0	0	0	0	3	--	8	19	-58%	15	-47%
Total	0	0	1	3	4	6	-33%	76	75	1%	85	-11%
Property Crime												
Burglary	1	1	1	1	4	7	-43%	26	37	-30%	52	-50%
MV Theft	2	0	2	0	4	5	-20%	57	81	-30%	80	-29%
Larceny from MV	4	2	3	1	10	3	233%	64	102	-37%	166	-61%
Larceny**	6	3	2	4	15	14	7%	132	148	-11%	179	-26%
Total	13	6	8	6	33	29	14%	279	368	-24%	477	-42%
Other Crime												
Assault Other	5	1	5	5	16	20	-20%	205	176	16%	195	5%
Vandalism	2	2	3	3	10	19	-47%	127	206	-38%	215	-41%
Drug Offenses	0	0	2	0	2	2	0%	28	35	-20%	35	-20%
Weapons Offenses	1	0	0	0	1	2	-50%	11	14	-21%	13	-15%
Weapons Offenses W Firearm	1	0	0	0	1	4	-75%	19	29	-34%	23	-17%
Total	9	3	10	8	30	47	-36%	390	460	-15%	481	-19%



Figures are preliminary and subject to further analysis and revision

* Sex Offenses, Forcible includes forcible rape, forcible sodomy, forcible fondling, sexual assault with an object

** Larceny includes shoplifting, pickpocket, pursesnatch, from building, bicycles, motor vehicle parts or accessories, and other.



Part I Crime - Comparison Report

Providence Police Department

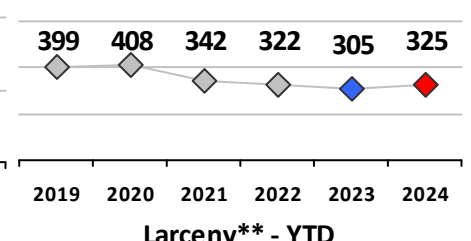
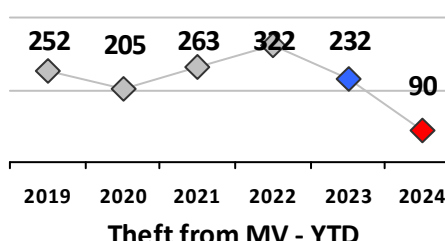
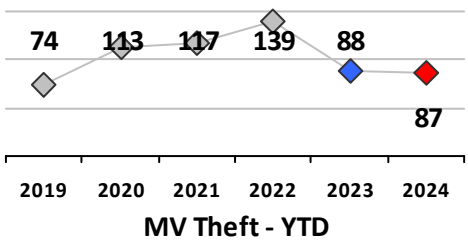
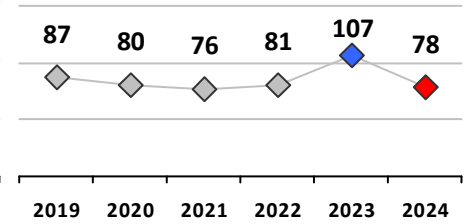
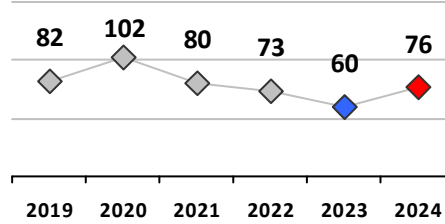
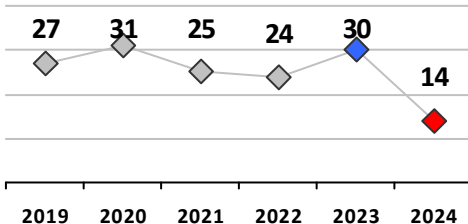
Through 12/8/2024
Week 49

District 7										
4 Week Trend 11/11/2024 - 12/8/2024				Past 28 Days 11/11/2024 - 12/8/2024			Year to Date January 1 - December 8			

Violent Crime	Current Week	Last Week	Wk 47	Wk 46	Past 28 Days	Past 28 Days LY	Chg.	Current Year	Last Year	Chg.	Wght. 5yr Avg	Chg.
Homicide	0	0	1	0	1	0	--	4	2	100%	3	33%
Sex Offenses, Forcible*	0	0	0	0	0	1	--	10	18	-44%	20	-50%
Robbery Other	0	0	1	0	1	0	--	6	9	-33%	13	-54%
Robbery W Firearm	0	0	0	0	0	0	--	8	21	-62%	14	-43%
Agg. Assault	3	0	2	3	8	4	100%	52	41	27%	53	-2%
Agg. Assault W Firearm	0	1	1	1	3	1	200%	24	19	26%	22	9%
Total	3	1	5	4	13	6	117%	104	110	-5%	125	-17%

Property Crime	Current Week	Last Week	Wk 47	Wk 46	Past 28 Days	Past 28 Days LY	Chg.	Current Year	Last Year	Chg.	Wght. 5yr Avg	Chg.
Burglary	2	0	3	3	8	10	-20%	78	107	-27%	89	-12%
MV Theft	4	2	3	0	9	8	13%	87	88	-1%	110	-21%
Larceny from MV	3	2	0	1	6	5	20%	90	232	-61%	260	-65%
Larceny**	5	8	9	12	34	26	31%	325	305	7%	339	-4%
Total	14	12	15	16	57	49	16%	580	732	-21%	797	-27%


Other Crime	Current Week	Last Week	Wk 47	Wk 46	Past 28 Days	Past 28 Days LY	Chg.	Current Year	Last Year	Chg.	Wght. 5yr Avg	Chg.
Assault Other	9	9	8	7	33	28	18%	334	297	12%	319	5%
Vandalism	3	2	3	9	17	27	-37%	291	330	-12%	328	-11%
Drug Offenses	0	0	0	0	0	4	--	55	84	-35%	72	-24%
Weapons Offenses	1	2	0	2	5	0	--	50	19	163%	17	194%
Weapons Offenses W Firearm	1	1	0	1	3	0	--	47	50	-6%	46	2%
Total	14	14	11	19	58	59	-2%	777	780	0%	782	-1%



Figures are preliminary and subject to further analysis and revision

* Sex Offenses, Forcible includes forcible rape, forcible sodomy, forcible fondling, sexual assault with an object

** Larceny includes shoplifting, pickpocket, pursesnatch, from building, bicycles, motor vehicle parts or accessories, and other.



Part I Crime - Comparison Report

Providence Police Department

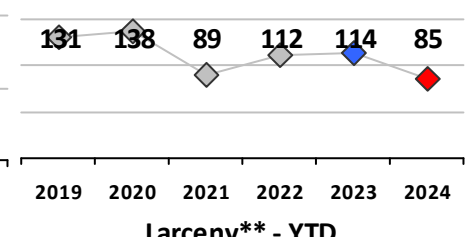
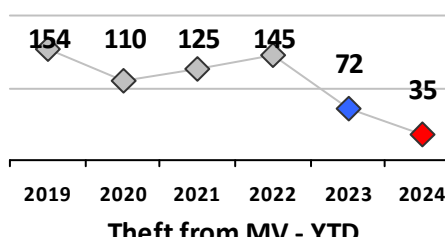
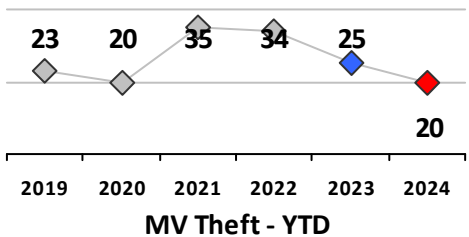
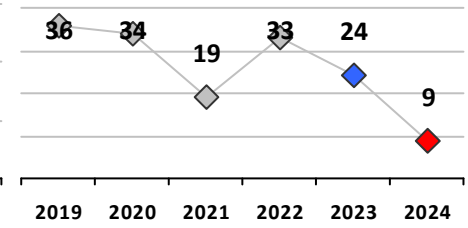
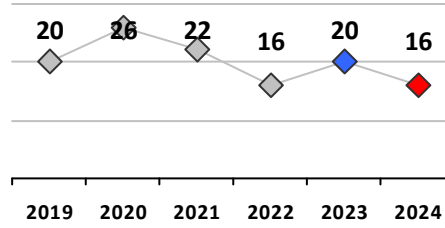
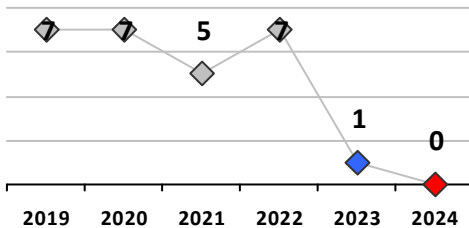
Through 12/8/2024
Week 49

District 8											
4 Week Trend 11/11/2024 - 12/8/2024				Past 28 Days 11/11/2024 - 12/8/2024				Year to Date January 1 - December 8			

Violent Crime	Current Week	Last Week	Wk 47	Wk 46	Past 28 Days	Past 28 Days LY	Chg.	Current Year	Last Year	Chg.	Wght. 5yr Avg	Chg.
Homicide	0	0	0	0	0	0	--	0	1	-100%	1	--
Sex Offenses, Forcible*	0	0	0	0	0	1	--	9	7	29%	8	13%
Robbery Other	0	0	0	0	0	0	--	0	1	-100%	4	--
Robbery W Firearm	0	0	0	0	0	0	--	0	0	0%	1	--
Agg. Assault	1	0	0	0	1	0	--	16	16	0%	16	0%
Agg. Assault W Firearm	0	0	0	0	0	0	--	0	4	-100%	4	--
Total	1	0	0	0	1	1	0%	25	29	-14%	33	-24%

Property Crime	Current Week	Last Week	Wk 47	Wk 46	Past 28 Days	Past 28 Days LY	Chg.	Current Year	Last Year	Chg.	Wght. 5yr Avg	Chg.
Burglary	0	1	1	0	2	2	0%	9	24	-63%	28	-68%
MV Theft	0	0	0	0	0	1	--	20	25	-20%	29	-31%
Larceny from MV	0	0	2	1	3	2	50%	35	72	-51%	113	-69%
Larceny**	2	3	4	2	11	11	0%	85	114	-25%	113	-25%
Total	2	4	7	3	16	16	0%	149	235	-37%	281	-47%

Other Crime	Current Week	Last Week	Wk 47	Wk 46	Past 28 Days	Past 28 Days LY	Chg.	Current Year	Last Year	Chg.	Wght. 5yr Avg	Chg.
Assault Other	2	3	1	2	8	4	100%	77	99	-22%	84	-8%
Vandalism	2	1	2	0	5	6	-17%	58	91	-36%	88	-34%
Drug Offenses	0	0	0	0	0	2	--	14	7	100%	7	100%
Weapons Offenses	0	0	0	0	0	1	--	7	6	17%	3	133%
Weapons Offenses W Firearm	0	0	0	0	0	0	--	3	14	-79%	8	-63%
Total	4	4	3	2	13	13	0%	159	217	-27%	190	-16%



Figures are preliminary and subject to further analysis and revision

* Sex Offenses, Forcible includes forcible rape, forcible sodomy, forcible fondling, sexual assault with an object

** Larceny includes shoplifting, pickpocket, pursesnatch, from building, bicycles, motor vehicle parts or accessories, and other.



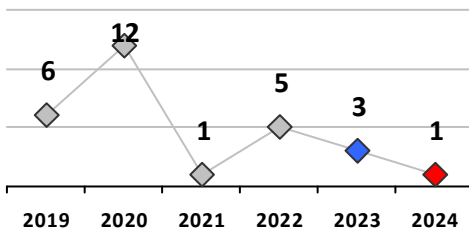
Part I Crime - Comparison Report

Providence Police Department

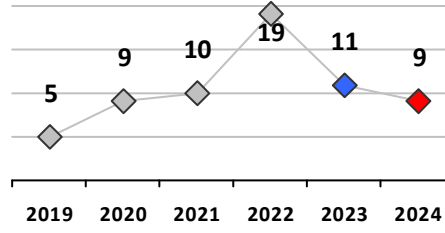
Through 12/8/2024
Week 49

District 9

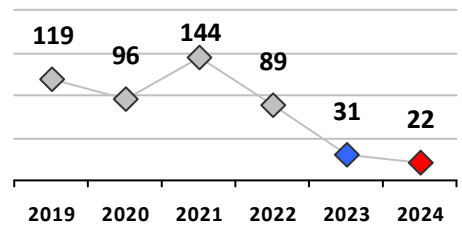
	4 Week Trend 11/11/2024 - 12/8/2024				Past 28 Days 11/11/2024 - 12/8/2024			Year to Date January 1 - December 8				
	Current Week	Last Week	Wk 47	Wk 46	Past 28 Days	Past 28 Days LY	Chg.	Current Year	Last Year	Chg.	Wght. 5yr Avg	Chg.
Violent Crime												
Homicide	0	0	0	0	0	0	--	0	0	0%	0	--
Sex Offenses, Forcible*	0	0	0	0	0	1	--	9	10	-10%	6	50%
Robbery Other	0	0	0	0	0	0	--	0	2	-100%	4	--
Robbery W Firearm	0	0	0	0	0	0	--	1	1	0%	1	0%
Agg. Assault	0	0	0	0	0	0	--	6	11	-45%	12	-50%
Agg. Assault W Firearm	0	0	0	0	0	0	--	3	0	300%	1	200%
Total	0	0	0	0	0	1	100%	19	24	-21%	23	-17%
Property Crime												
Burglary	0	0	0	0	0	3	--	22	31	-29%	84	-74%
MV Theft	0	1	0	0	1	0	--	27	15	80%	30	-10%
Larceny from MV	0	0	0	4	4	3	33%	66	105	-37%	157	-58%
Larceny**	1	3	4	3	11	15	-27%	104	157	-34%	164	-37%
Total	1	4	4	7	16	21	-24%	219	308	-29%	435	-50%
Other Crime												
Assault Other	1	1	1	0	3	5	-40%	51	68	-25%	54	-6%
Vandalism	0	0	1	9	10	9	11%	74	114	-35%	121	-39%
Drug Offenses	0	0	0	0	0	0	--	5	5	0%	7	-29%
Weapons Offenses	0	0	0	0	0	1	--	1	5	-80%	5	-80%
Weapons Offenses W Firearm	0	0	0	0	0	1	--	3	7	-57%	6	-50%
Total	1	1	2	9	13	16	-19%	134	199	-33%	193	-31%



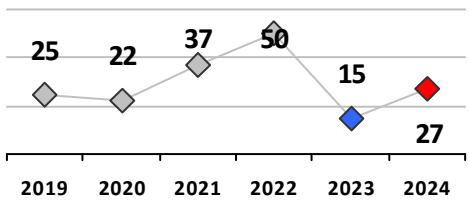
Robbery - YTD



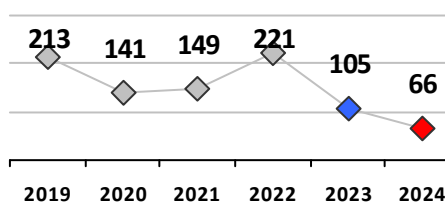
Agg. Assault - YTD




Burglary - YTD



MV Theft - YTD



Theft from MV - YTD



Larceny** - YTD

Figures are preliminary and subject to further analysis and revision

* Sex Offenses, Forcible includes forcible rape, forcible sodomy, forcible fondling, sexual assault with an object

** Larceny includes shoplifting, pickpocket, pursesnatch, from building, bicycles, motor vehicle parts or accessories, and other.