



# Part I Crime - Comparison Report

## Providence Police Department

Through 11/24/2019  
Week 47

### Citywide

4 Week Trend  
10/28/2019 - 11/24/2019

Past 28 Days  
10/28/2019 - 11/24/2019

Year to Date  
January 1 - November 24

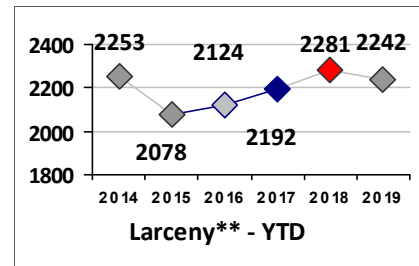
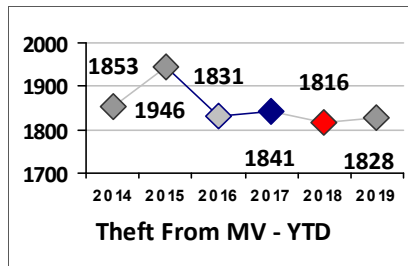
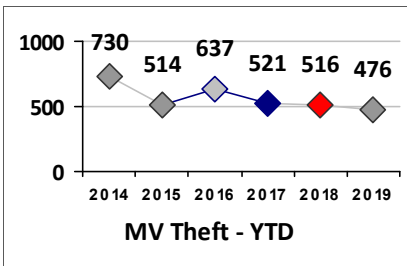
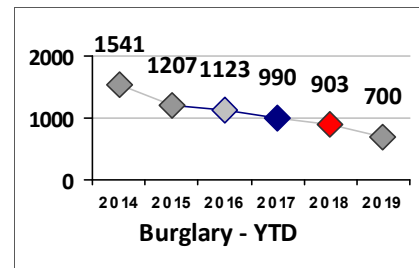
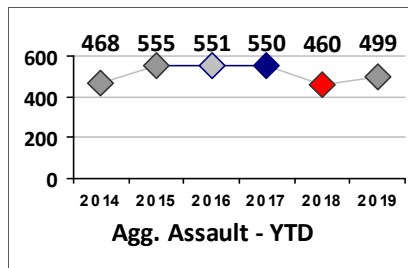
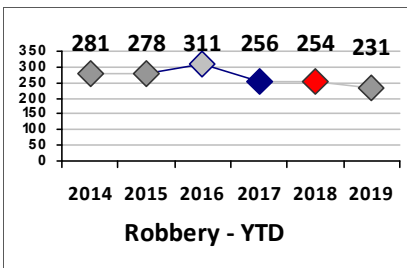
| Violent Crime           | Current Week | Last Week | Wk 45     | Wk 44     | Past 28 Days | Past 28 Days LY | Chg.       | Current Year | Last Year         | Chg.       | Wght. 5yr Avg | Chg.       |
|-------------------------|--------------|-----------|-----------|-----------|--------------|-----------------|------------|--------------|-------------------|------------|---------------|------------|
|                         | Homicide     | 0         | 0         | 0         | 0            | 0               | 0          | 0%           | 13 <sup>(1)</sup> | 10         | 30%           | 12         |
| Sex Offenses, Forcible* | 4            | 4         | 6         | 2         | 16           | 13              | 23%        | 196          | 224               | -13%       | 198           | -1%        |
| Robbery W Firearm       | 2            | 3         | 1         | 2         | 8            | 4               | 100%       | 60           | 77                | -22%       | 79            | -24%       |
| Robbery Other           | 5            | 5         | 2         | 7         | 19           | 16              | 19%        | 171          | 177               | -3%        | 193           | -11%       |
| Agg. Assault W Firearm  | 3            | 5         | 2         | 2         | 12           | 4               | 200%       | 95           | 108               | -12%       | 138           | -31%       |
| Agg. Assault            | 10           | 9         | 9         | 8         | 36           | 28              | 29%        | 404          | 352               | 15%        | 379           | 7%         |
| <b>Total</b>            | <b>24</b>    | <b>26</b> | <b>20</b> | <b>21</b> | <b>91</b>    | <b>65</b>       | <b>40%</b> | <b>939</b>   | <b>948</b>        | <b>-1%</b> | <b>997</b>    | <b>-6%</b> |

| Property Crime  | Current Week | Last Week  | Wk 45      | Wk 44      | Past 28 Days | Past 28 Days LY | Chg.       | Current Year | Last Year   | Chg.       | Wght. 5yr Avg | Chg.       |
|-----------------|--------------|------------|------------|------------|--------------|-----------------|------------|--------------|-------------|------------|---------------|------------|
|                 | Burglary     | 18         | 20         | 17         | 20           | 75              | 109        | -31%         | 700         | 906        | -23%          | 1059       |
| MV Theft        | 11           | 9          | 9          | 17         | 46           | 26              | 77%        | 476          | 516         | -8%        | 558           | -15%       |
| Larceny from MV | 52           | 36         | 47         | 60         | 195          | 132             | 48%        | 1828         | 1823        | 0%         | 1858          | -2%        |
| Larceny**       | 47           | 51         | 50         | 57         | 205          | 172             | 19%        | 2242         | 2287        | -2%        | 2205          | 2%         |
| <b>Total</b>    | <b>128</b>   | <b>116</b> | <b>123</b> | <b>154</b> | <b>521</b>   | <b>439</b>      | <b>19%</b> | <b>5246</b>  | <b>5532</b> | <b>-5%</b> | <b>5679</b>   | <b>-8%</b> |

| Other Crime           | Current Week  | Last Week  | Wk 45      | Wk 44      | Past 28 Days | Past 28 Days LY | Chg.       | Current Year | Last Year   | Chg.       | Wght. 5yr Avg | Chg.       |
|-----------------------|---------------|------------|------------|------------|--------------|-----------------|------------|--------------|-------------|------------|---------------|------------|
|                       | Assault Other | 25         | 43         | 51         | 45           | 164             | 171        | -4%          | 1896        | 2025       | -6%           | 1976       |
| Vandalism             | 49            | 49         | 46         | 54         | 198          | 156             | 27%        | 1844         | 1890        | -2%        | 1985          | -7%        |
| Weapons Offenses      | 4             | 6          | 3          | 5          | 18           | 14              | 29%        | 296          | 283         | 5%         | 319           | -7%        |
| Drug Offenses         | 24            | 10         | 13         | 12         | 59           | 49              | 20%        | 717          | 816         | -12%       | 806           | -11%       |
| Liquor Law Violations | 2             | 4          | 0          | 1          | 7            | 12              | -42%       | 36           | 116         | -69%       | 104           | -65%       |
| <b>Total</b>          | <b>104</b>    | <b>112</b> | <b>113</b> | <b>117</b> | <b>446</b>   | <b>402</b>      | <b>11%</b> | <b>4789</b>  | <b>5130</b> | <b>-7%</b> | <b>5189</b>   | <b>-8%</b> |



Figures are preliminary and subject to further analysis and revision

\* Sex Offenses, Forcible includes forcible rape, forcible sodomy, forcible fondling, sexual assault with an object

\*\* Larceny includes shoplifting, pickpocket, pursesnatch, from building, bicycles, motor vehicle parts or accessories, and other.

(1) - Grand Jury returned "no true bill" in one 2019 homicide



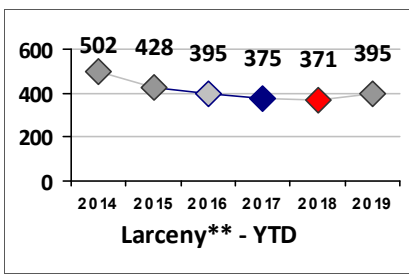
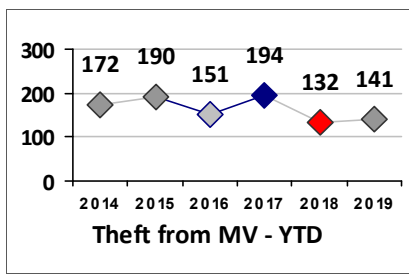
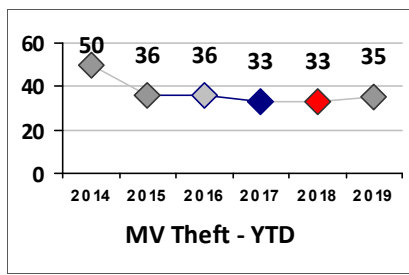
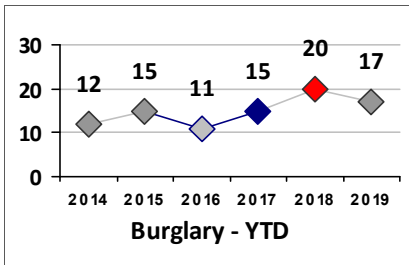
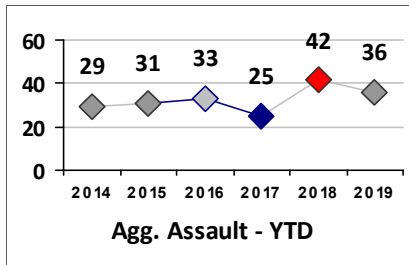
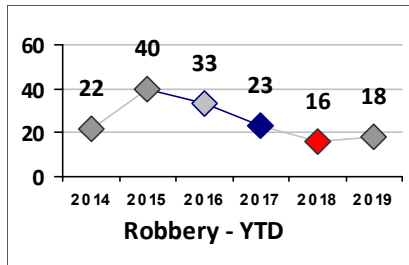
# Part I Crime - Comparison Report

## Providence Police Department

Through 11/24/2019  
Week 47

### District 1

|                         | 4 Week Trend<br>10/28/2019 - 11/24/2019 |           |           |           | Past 28 Days<br>10/28/2019 - 11/24/2019 |                 |            | Year to Date<br>January 1 - November 24 |            |            |               |             |
|-------------------------|---|-----------|-----------|-----------|---|-----------------|------------|---|------------|------------|---------------|-------------|
|                         | Current Week                            | Last Week | Wk 45     | Wk 44     | Past 28 Days                            | Past 28 Days LY | Chg.       | Current Year                            | Last Year  | Chg.       | Wght. 5yr Avg | Chg.        |
| <b>Violent Crime</b>    |   |           |           |           |   |                 |            |   |            |            |               |             |
| Homicide                | 0                                       | 0         | 0         | 0         | 0                                       | 0               | --         | 0                                       | 1          | -100%      | 1             | --          |
| Sex Offenses, Forcible* | 0                                       | 0         | 0         | 0         | 0                                       | 1               | --         | 19                                      | 21         | -10%       | 15            | 27%         |
| Robbery Other           | 0                                       | 0         | 0         | 2         | 2                                       | 1               | 100%       | 17                                      | 16         | 6%         | 24            | -29%        |
| Robbery W Firearm       | 0                                       | 0         | 1         | 0         | 1                                       | 0               | --         | 1                                       | 0          | 100%       | 1             | 0%          |
| Agg. Assault            | 0                                       | 0         | 0         | 0         | 0                                       | 0               | --         | 36                                      | 33         | 9%         | 28            | 29%         |
| Agg. Assault W Firearm  | 0                                       | 0         | 0         | 0         | 0                                       | 1               | --         | 0                                       | 9          | -100%      | 5             | --          |
| <b>Total</b>            | <b>0</b>                                | <b>0</b>  | <b>1</b>  | <b>2</b>  | <b>3</b>                                | <b>3</b>        | <b>0%</b>  | <b>73</b>                               | <b>80</b>  | <b>-9%</b> | <b>74</b>     | <b>-1%</b>  |
| <b>Property Crime</b>   |   |           |           |           |   |                 |            |   |            |            |               |             |
| Burglary                | 0                                       | 0         | 1         | 1         | 2                                       | 5               | -60%       | 17                                      | 20         | -15%       | 16            | 6%          |
| MV Theft                | 0                                       | 1         | 0         | 4         | 5                                       | 3               | 67%        | 35                                      | 33         | 6%         | 36            | -3%         |
| Larceny from MV         | 3                                       | 5         | 4         | 7         | 19                                      | 13              | 46%        | 141                                     | 135        | 4%         | 165           | -15%        |
| Larceny**               | 6                                       | 7         | 8         | 12        | 33                                      | 30              | 10%        | 395                                     | 371        | 6%         | 394           | 0%          |
| <b>Total</b>            | <b>9</b>                                | <b>13</b> | <b>13</b> | <b>24</b> | <b>59</b>                               | <b>51</b>       | <b>16%</b> | <b>588</b>                              | <b>559</b> | <b>5%</b>  | <b>610</b>    | <b>-4%</b>  |
| <b>Other Crime</b>      |   |           |           |           |   |                 |            |   |            |            |               |             |
| Assault Other           | 3                                       | 4         | 8         | 6         | 21                                      | 21              | 0%         | 183                                     | 191        | -4%        | 189           | -3%         |
| Vandalism               | 3                                       | 1         | 6         | 7         | 17                                      | 6               | 183%       | 108                                     | 118        | -8%        | 135           | -20%        |
| Drug Offenses           | 3                                       | 0         | 0         | 2         | 5                                       | 4               | 25%        | 44                                      | 51         | -14%       | 73            | -40%        |
| Weapons Offenses        | 0                                       | 0         | 1         | 0         | 1                                       | 2               | -50%       | 22                                      | 17         | 29%        | 26            | -15%        |
| Liquor Law Violations   | 1                                       | 1         | 0         | 0         | 2                                       | 0               | --         | 4                                       | 9          | -56%       | 16            | -75%        |
| <b>Total</b>            | <b>10</b>                               | <b>6</b>  | <b>15</b> | <b>15</b> | <b>46</b>                               | <b>33</b>       | <b>39%</b> | <b>361</b>                              | <b>386</b> | <b>-6%</b> | <b>439</b>    | <b>-18%</b> |



Figures are preliminary and subject to further analysis and revision

\* Sex Offenses, Forcible includes forcible rape, forcible sodomy, forcible fondling, sexual assault with an object

\*\* Larceny includes shoplifting, pickpocket, pursesnatch, from building, bicycles, motor vehicle parts or accessories, and other.



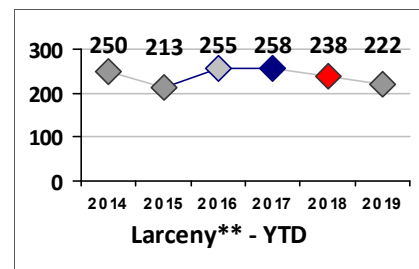
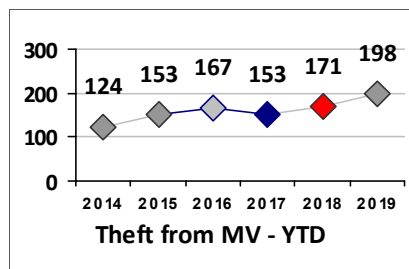
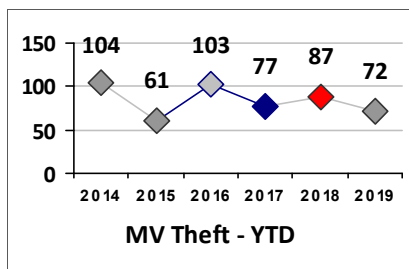
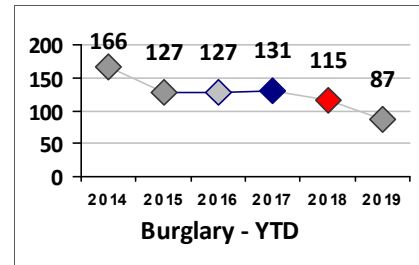
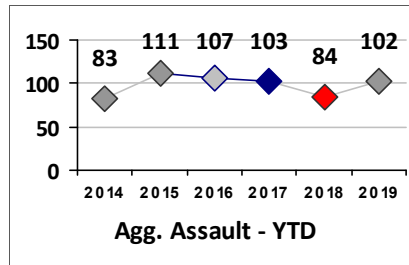
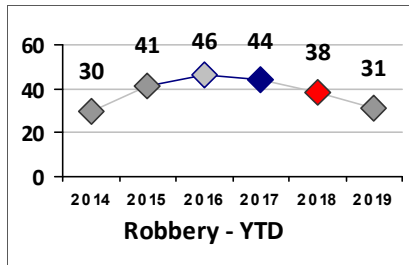
# Part I Crime - Comparison Report

## Providence Police Department

Through 11/24/2019  
Week 47

### District 2

|                         | 4 Week Trend<br>10/28/2019 - 11/24/2019 |           |           |           | Past 28 Days<br>10/28/2019 - 11/24/2019 |                 |            | Year to Date<br>January 1 - November 24 |            |            |               |            |
|-------------------------|---|-----------|-----------|-----------|---|-----------------|------------|---|------------|------------|---------------|------------|
|                         | Current Week                            | Last Week | Wk 45     | Wk 44     | Past 28 Days                            | Past 28 Days LY | Chg.       | Current Year                            | Last Year  | Chg.       | Wght. 5yr Avg | Chg.       |
| <b>Violent Crime</b>    |   |           |           |           |   |                 |            |   |            |            |               |            |
| Homicide                | 0                                       | 0         | 0         | 0         | 0                                       | 0               | --         | 2                                       | 3          | -33%       | 3             | -33%       |
| Sex Offenses, Forcible* | 0                                       | 1         | 3         | 0         | 4                                       | 7               | -43%       | 34                                      | 56         | -39%       | 39            | -13%       |
| Robbery Other           | 0                                       | 0         | 0         | 1         | 1                                       | 1               | 0%         | 21                                      | 28         | -25%       | 29            | -28%       |
| Robbery W Firearm       | 1                                       | 0         | 0         | 0         | 1                                       | 0               | --         | 10                                      | 10         | 0%         | 12            | -17%       |
| Agg. Assault            | 2                                       | 0         | 0         | 0         | 2                                       | 1               | 100%       | 79                                      | 57         | 39%        | 64            | 23%        |
| Agg. Assault W Firearm  | 1                                       | 1         | 1         | 0         | 3                                       | 1               | 200%       | 23                                      | 27         | -15%       | 33            | -30%       |
| <b>Total</b>            | <b>4</b>                                | <b>2</b>  | <b>4</b>  | <b>1</b>  | <b>11</b>                               | <b>10</b>       | <b>10%</b> | <b>169</b>                              | <b>181</b> | <b>-7%</b> | <b>180</b>    | <b>-6%</b> |
| <b>Property Crime</b>   |   |           |           |           |   |                 |            |   |            |            |               |            |
| Burglary                | 2                                       | 7         | 4         | 2         | 15                                      | 10              | 50%        | 87                                      | 115        | -24%       | 127           | -31%       |
| MV Theft                | 1                                       | 0         | 3         | 3         | 7                                       | 6               | 17%        | 72                                      | 87         | -17%       | 85            | -15%       |
| Larceny from MV         | 7                                       | 5         | 7         | 6         | 25                                      | 12              | 108%       | 198                                     | 172        | 15%        | 161           | 23%        |
| Larceny**               | 5                                       | 4         | 6         | 7         | 22                                      | 10              | 120%       | 222                                     | 238        | -7%        | 245           | -9%        |
| <b>Total</b>            | <b>15</b>                               | <b>16</b> | <b>20</b> | <b>18</b> | <b>69</b>                               | <b>38</b>       | <b>82%</b> | <b>579</b>                              | <b>612</b> | <b>-5%</b> | <b>618</b>    | <b>-6%</b> |
| <b>Other Crime</b>      |   |           |           |           |   |                 |            |   |            |            |               |            |
| Assault Other           | 3                                       | 6         | 6         | 7         | 22                                      | 29              | -24%       | 319                                     | 339        | -6%        | 309           | 3%         |
| Vandalism               | 4                                       | 9         | 5         | 7         | 25                                      | 14              | 79%        | 210                                     | 220        | -5%        | 255           | -18%       |
| Drug Offenses           | 6                                       | 2         | 2         | 2         | 12                                      | 8               | 50%        | 113                                     | 128        | -12%       | 129           | -12%       |
| Weapons Offenses        | 0                                       | 0         | 0         | 3         | 3                                       | 1               | 200%       | 60                                      | 52         | 15%        | 69            | -13%       |
| Liquor Law Violations   | 0                                       | 0         | 0         | 0         | 0                                       | 2               | --         | 0                                       | 3          | -100%      | 2             | --         |
| <b>Total</b>            | <b>13</b>                               | <b>17</b> | <b>13</b> | <b>19</b> | <b>62</b>                               | <b>54</b>       | <b>15%</b> | <b>702</b>                              | <b>742</b> | <b>-5%</b> | <b>764</b>    | <b>-8%</b> |



Figures are preliminary and subject to further analysis and revision

\* Sex Offenses, Forcible includes forcible rape, forcible sodomy, forcible fondling, sexual assault with an object

\*\* Larceny includes shoplifting, pickpocket, pursesnatch, from building, bicycles, motor vehicle parts or accessories, and other.



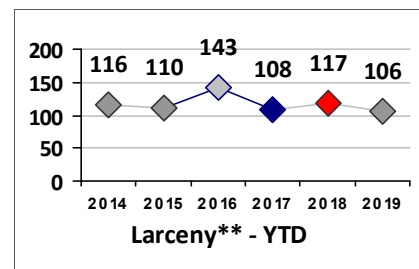
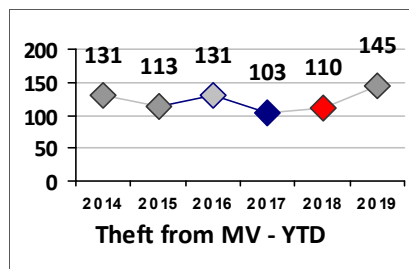
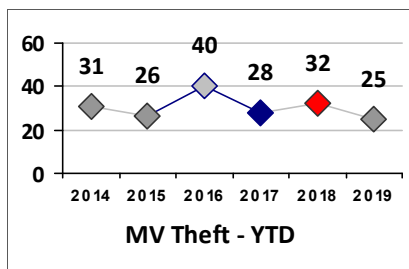
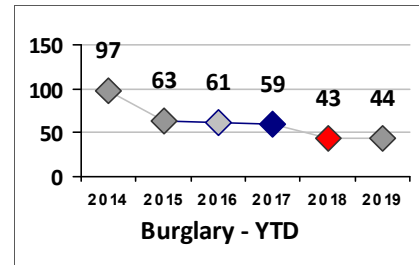
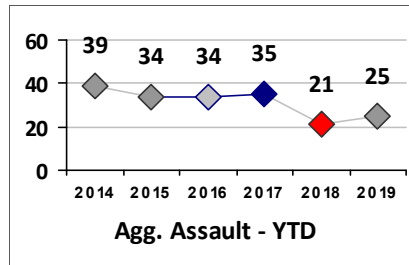
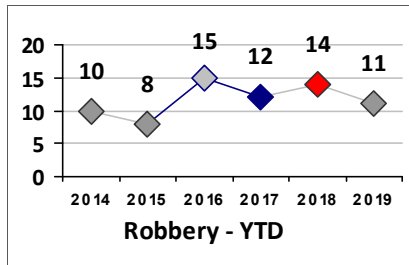
# Part I Crime - Comparison Report

## Providence Police Department

Through 11/24/2019  
Week 47

### District 3

|                         | 4 Week Trend<br>10/28/2019 - 11/24/2019 |           |          |          | Past 28 Days<br>10/28/2019 - 11/24/2019 |                 |             | Year to Date<br>January 1 - November 24 |            |            |               |             |
|-------------------------|---|-----------|----------|----------|---|-----------------|-------------|---|------------|------------|---------------|-------------|
|                         | Current Week                            | Last Week | Wk 45    | Wk 44    | Past 28 Days                            | Past 28 Days LY | Chg.        | Current Year                            | Last Year  | Chg.       | Wght. 5yr Avg | Chg.        |
| <b>Violent Crime</b>    |   |           |          |          |   |                 |             |   |            |            |               |             |
| Homicide                | 0                                       | 0         | 0        | 0        | 0                                       | 0               | --          | 2                                       | 1          | 100%       | 1             | 100%        |
| Sex Offenses, Forcible* | 0                                       | 1         | 0        | 0        | 1                                       | 0               | --          | 10                                      | 7          | 43%        | 9             | 11%         |
| Robbery Other           | 0                                       | 1         | 0        | 0        | 1                                       | 1               | 0%          | 4                                       | 6          | -33%       | 7             | -43%        |
| Robbery W Firearm       | 0                                       | 0         | 0        | 0        | 0                                       | 0               | --          | 7                                       | 8          | -13%       | 6             | 17%         |
| Agg. Assault            | 1                                       | 0         | 1        | 0        | 2                                       | 0               | --          | 16                                      | 11         | 45%        | 20            | -20%        |
| Agg. Assault W Firearm  | 0                                       | 1         | 0        | 0        | 1                                       | 1               | 0%          | 9                                       | 10         | -10%       | 11            | -18%        |
| <b>Total</b>            | <b>1</b>                                | <b>3</b>  | <b>1</b> | <b>0</b> | <b>5</b>                                | <b>2</b>        | <b>150%</b> | <b>48</b>                               | <b>43</b>  | <b>12%</b> | <b>52</b>     | <b>-8%</b>  |
| <b>Property Crime</b>   |   |           |          |          |   |                 |             |   |            |            |               |             |
| Burglary                | 1                                       | 2         | 3        | 0        | 6                                       | 5               | 20%         | 44                                      | 43         | 2%         | 58            | -24%        |
| MV Theft                | 1                                       | 0         | 2        | 1        | 4                                       | 1               | 300%        | 25                                      | 32         | -22%       | 32            | -22%        |
| Larceny from MV         | 2                                       | 2         | 0        | 1        | 5                                       | 4               | 25%         | 145                                     | 110        | 32%        | 115           | 26%         |
| Larceny**               | 4                                       | 5         | 0        | 1        | 10                                      | 8               | 25%         | 106                                     | 117        | -9%        | 119           | -11%        |
| <b>Total</b>            | <b>8</b>                                | <b>9</b>  | <b>5</b> | <b>3</b> | <b>25</b>                               | <b>18</b>       | <b>39%</b>  | <b>320</b>                              | <b>302</b> | <b>6%</b>  | <b>323</b>    | <b>-1%</b>  |
| <b>Other Crime</b>      |   |           |          |          |   |                 |             |   |            |            |               |             |
| Assault Other           | 2                                       | 7         | 5        | 0        | 14                                      | 10              | 40%         | 102                                     | 113        | -10%       | 117           | -13%        |
| Vandalism               | 5                                       | 1         | 2        | 0        | 8                                       | 6               | 33%         | 85                                      | 111        | -23%       | 118           | -28%        |
| Drug Offenses           | 0                                       | 1         | 1        | 0        | 2                                       | 2               | 0%          | 63                                      | 46         | 37%        | 61            | 3%          |
| Weapons Offenses        | 0                                       | 1         | 0        | 0        | 1                                       | 0               | --          | 23                                      | 16         | 44%        | 16            | 44%         |
| Liquor Law Violations   | 0                                       | 0         | 0        | 0        | 0                                       | 1               | --          | 0                                       | 2          | -100%      | 3             | --          |
| <b>Total</b>            | <b>7</b>                                | <b>10</b> | <b>8</b> | <b>0</b> | <b>25</b>                               | <b>19</b>       | <b>32%</b>  | <b>273</b>                              | <b>288</b> | <b>-5%</b> | <b>315</b>    | <b>-13%</b> |



Figures are preliminary and subject to further analysis and revision

\* Sex Offenses, Forcible includes forcible rape, forcible sodomy, forcible fondling, sexual assault with an object

\*\* Larceny includes shoplifting, pickpocket, pursesnatch, from building, bicycles, motor vehicle parts or accessories, and other.



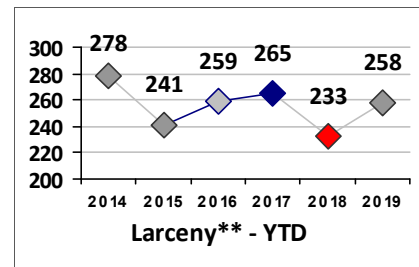
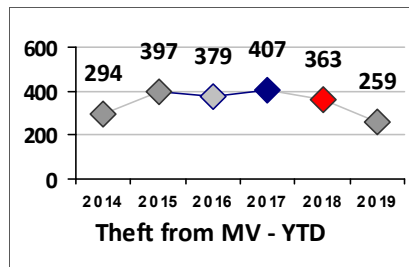
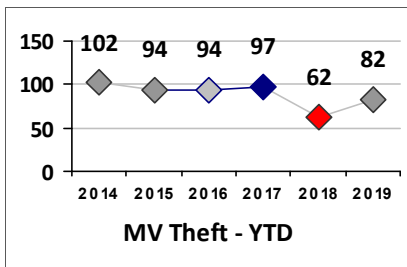
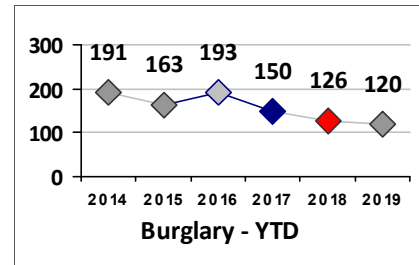
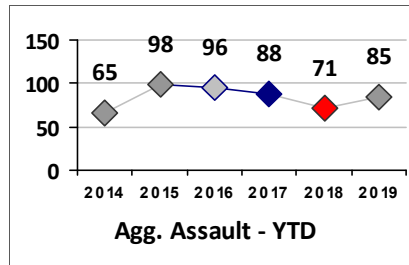
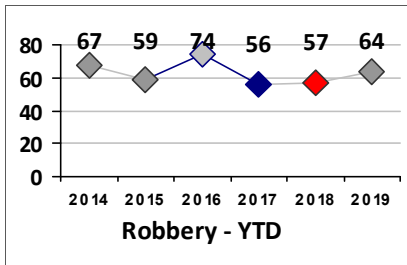
# Part I Crime - Comparison Report

## Providence Police Department

Through 11/24/2019  
Week 47

### District 4

|                         | 4 Week Trend<br>10/28/2019 - 11/24/2019 |           |           |           | Past 28 Days<br>10/28/2019 - 11/24/2019 |                 |             | Year to Date<br>January 1 - November 24 |            |            |               |             |
|-------------------------|---|-----------|-----------|-----------|---|-----------------|-------------|---|------------|------------|---------------|-------------|
|                         | Current Week                            | Last Week | Wk 45     | Wk 44     | Past 28 Days                            | Past 28 Days LY | Chg.        | Current Year                            | Last Year  | Chg.       | Wght. 5yr Avg | Chg.        |
| <b>Violent Crime</b>    |   |           |           |           |   |                 |             |   |            |            |               |             |
| Homicide                | 0                                       | 0         | 0         | 0         | 0                                       | 0               | --          | 3                                       | 1          | 200%       | 1             | 200%        |
| Sex Offenses, Forcible* | 2                                       | 0         | 0         | 0         | 2                                       | 2               | 0%          | 38                                      | 40         | -5%        | 46            | -17%        |
| Robbery Other           | 2                                       | 3         | 1         | 1         | 7                                       | 3               | 133%        | 52                                      | 44         | 18%        | 46            | 13%         |
| Robbery W Firearm       | 0                                       | 1         | 0         | 1         | 2                                       | 1               | 100%        | 12                                      | 13         | -8%        | 16            | -25%        |
| Agg. Assault            | 1                                       | 3         | 1         | 1         | 6                                       | 4               | 50%         | 65                                      | 56         | 16%        | 66            | -2%         |
| Agg. Assault W Firearm  | 1                                       | 0         | 0         | 1         | 2                                       | 1               | 100%        | 20                                      | 15         | 33%        | 18            | 11%         |
| <b>Total</b>            | <b>6</b>                                | <b>7</b>  | <b>2</b>  | <b>4</b>  | <b>19</b>                               | <b>11</b>       | <b>73%</b>  | <b>190</b>                              | <b>169</b> | <b>12%</b> | <b>192</b>    | <b>-1%</b>  |
| <b>Property Crime</b>   |   |           |           |           |   |                 |             |   |            |            |               |             |
| Burglary                | 1                                       | 1         | 0         | 2         | 4                                       | 17              | -76%        | 120                                     | 126        | -5%        | 156           | -23%        |
| MV Theft                | 0                                       | 1         | 0         | 2         | 3                                       | 3               | 0%          | 82                                      | 62         | 32%        | 85            | -4%         |
| Larceny from MV         | 8                                       | 4         | 5         | 11        | 28                                      | 33              | -15%        | 259                                     | 363        | -29%       | 381           | -32%        |
| Larceny**               | 5                                       | 6         | 10        | 7         | 28                                      | 17              | 65%         | 258                                     | 234        | 10%        | 252           | 2%          |
| <b>Total</b>            | <b>14</b>                               | <b>12</b> | <b>15</b> | <b>22</b> | <b>63</b>                               | <b>70</b>       | <b>-10%</b> | <b>719</b>                              | <b>785</b> | <b>-8%</b> | <b>874</b>    | <b>-18%</b> |
| <b>Other Crime</b>      |   |           |           |           |   |                 |             |   |            |            |               |             |
| Assault Other           | 6                                       | 7         | 8         | 6         | 27                                      | 25              | 8%          | 331                                     | 322        | 3%         | 330           | 0%          |
| Vandalism               | 4                                       | 4         | 9         | 13        | 30                                      | 25              | 20%         | 280                                     | 270        | 4%         | 295           | -5%         |
| Drug Offenses           | 5                                       | 3         | 1         | 2         | 11                                      | 13              | -15%        | 196                                     | 185        | 6%         | 171           | 15%         |
| Weapons Offenses        | 0                                       | 3         | 0         | 1         | 4                                       | 6               | -33%        | 49                                      | 62         | -21%       | 59            | -17%        |
| Liquor Law Violations   | 1                                       | 0         | 0         | 0         | 1                                       | 2               | -50%        | 5                                       | 7          | -29%       | 4             | 25%         |
| <b>Total</b>            | <b>16</b>                               | <b>17</b> | <b>18</b> | <b>22</b> | <b>73</b>                               | <b>71</b>       | <b>3%</b>   | <b>861</b>                              | <b>846</b> | <b>2%</b>  | <b>858</b>    | <b>0%</b>   |



Figures are preliminary and subject to further analysis and revision

\* Sex Offenses, Forcible includes forcible rape, forcible sodomy, forcible fondling, sexual assault with an object

\*\* Larceny includes shoplifting, pickpocket, pursesnatch, from building, bicycles, motor vehicle parts or accessories, and other.



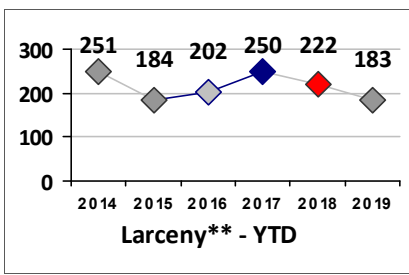
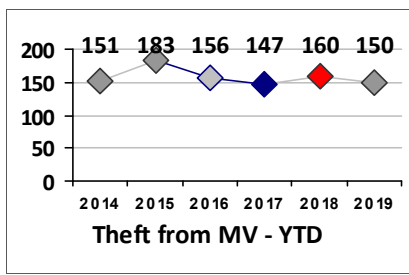
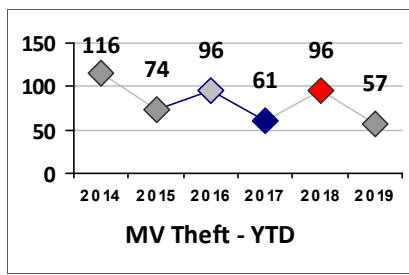
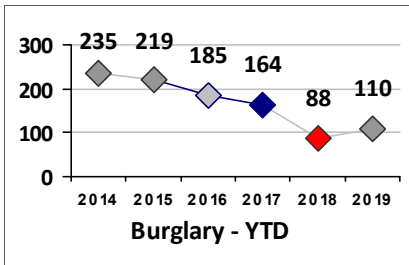
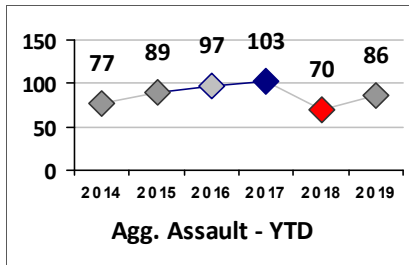
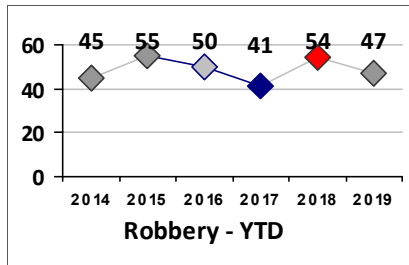
# Part I Crime - Comparison Report

## Providence Police Department

Through 11/24/2019  
Week 47

### District 5

|                         | 4 Week Trend<br>10/28/2019 - 11/24/2019 |           |           |           | Past 28 Days<br>10/28/2019 - 11/24/2019 |                 |             | Year to Date<br>January 1 - November 24 |            |             |               |             |
|-------------------------|---|-----------|-----------|-----------|---|-----------------|-------------|---|------------|-------------|---------------|-------------|
|                         | Current Week                            | Last Week | Wk 45     | Wk 44     | Past 28 Days                            | Past 28 Days LY | Chg.        | Current Year                            | Last Year  | Chg.        | Wght. 5yr Avg | Chg.        |
| <b>Violent Crime</b>    |   |           |           |           |   |                 |             |   |            |             |               |             |
| Homicide                | 0                                       | 0         | 0         | 0         | 0                                       | 0               | --          | 0                                       | 1          | -100%       | 2             | --          |
| Sex Offenses, Forcible* | 0                                       | 1         | 2         | 0         | 3                                       | 1               | 200%        | 37                                      | 26         | 42%         | 28            | 32%         |
| Robbery Other           | 0                                       | 1         | 1         | 0         | 2                                       | 2               | 0%          | 31                                      | 36         | -14%        | 35            | -11%        |
| Robbery W Firearm       | 1                                       | 1         | 0         | 1         | 3                                       | 0               | --          | 16                                      | 18         | -11%        | 15            | 7%          |
| Agg. Assault            | 1                                       | 2         | 0         | 3         | 6                                       | 2               | 200%        | 72                                      | 57         | 26%         | 65            | 11%         |
| Agg. Assault W Firearm  | 0                                       | 0         | 0         | 0         | 0                                       | 0               | --          | 14                                      | 13         | 8%          | 22            | -36%        |
| <b>Total</b>            | <b>2</b>                                | <b>5</b>  | <b>3</b>  | <b>4</b>  | <b>14</b>                               | <b>5</b>        | <b>180%</b> | <b>170</b>                              | <b>151</b> | <b>13%</b>  | <b>166</b>    | <b>2%</b>   |
| <b>Property Crime</b>   |   |           |           |           |   |                 |             |   |            |             |               |             |
| Burglary                | 3                                       | 3         | 4         | 3         | 13                                      | 7               | 86%         | 110                                     | 88         | 25%         | 156           | -29%        |
| MV Theft                | 3                                       | 1         | 2         | 1         | 7                                       | 5               | 40%         | 57                                      | 96         | -41%        | 85            | -33%        |
| Larceny from MV         | 7                                       | 6         | 6         | 5         | 24                                      | 13              | 85%         | 150                                     | 160        | -6%         | 159           | -6%         |
| Larceny**               | 8                                       | 1         | 4         | 8         | 21                                      | 21              | 0%          | 183                                     | 222        | -18%        | 223           | -18%        |
| <b>Total</b>            | <b>21</b>                               | <b>11</b> | <b>16</b> | <b>17</b> | <b>65</b>                               | <b>46</b>       | <b>41%</b>  | <b>500</b>                              | <b>566</b> | <b>-12%</b> | <b>623</b>    | <b>-20%</b> |
| <b>Other Crime</b>      |   |           |           |           |   |                 |             |   |            |             |               |             |
| Assault Other           | 4                                       | 8         | 8         | 10        | 30                                      | 27              | 11%         | 291                                     | 324        | -10%        | 314           | -7%         |
| Vandalism               | 3                                       | 12        | 2         | 7         | 24                                      | 14              | 71%         | 246                                     | 279        | -12%        | 302           | -19%        |
| Drug Offenses           | 2                                       | 1         | 0         | 0         | 3                                       | 8               | -63%        | 114                                     | 159        | -28%        | 131           | -13%        |
| Weapons Offenses        | 1                                       | 0         | 0         | 0         | 1                                       | 2               | -50%        | 40                                      | 37         | 8%          | 45            | -11%        |
| Liquor Law Violations   | 0                                       | 0         | 0         | 0         | 0                                       | 2               | --          | 0                                       | 6          | -100%       | 2             | --          |
| <b>Total</b>            | <b>10</b>                               | <b>21</b> | <b>10</b> | <b>17</b> | <b>58</b>                               | <b>53</b>       | <b>9%</b>   | <b>691</b>                              | <b>805</b> | <b>-14%</b> | <b>793</b>    | <b>-13%</b> |



Figures are preliminary and subject to further analysis and revision

\* Sex Offenses, Forcible includes forcible rape, forcible sodomy, forcible fondling, sexual assault with an object

\*\* Larceny includes shoplifting, pickpocket, pursesnatch, from building, bicycles, motor vehicle parts or accessories, and other.



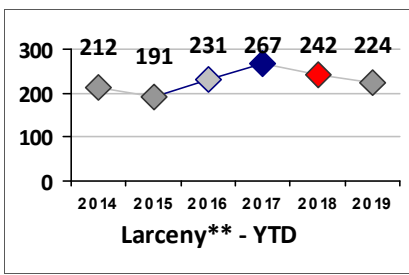
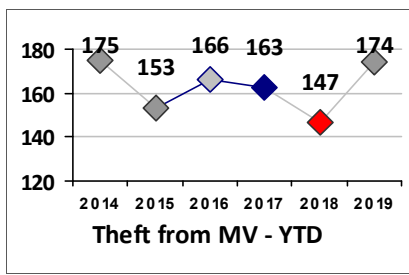
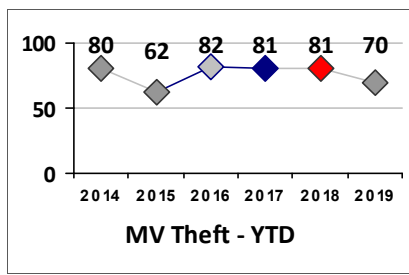
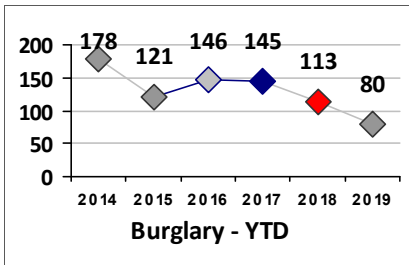
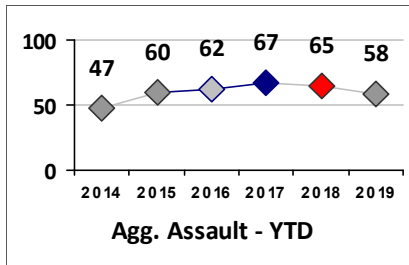
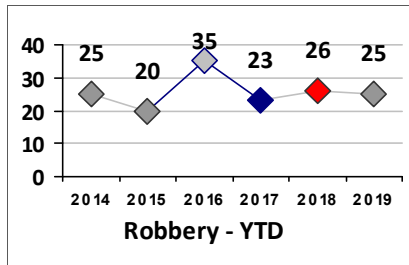
# Part I Crime - Comparison Report

## Providence Police Department

Through 11/24/2019  
Week 47

### District 6

|                         | 4 Week Trend<br>10/28/2019 - 11/24/2019 |           |           |           | Past 28 Days<br>10/28/2019 - 11/24/2019 |                 |             | Year to Date<br>January 1 - November 24 |            |            |               |             |
|-------------------------|---|-----------|-----------|-----------|---|-----------------|-------------|---|------------|------------|---------------|-------------|
|                         | Current Week                            | Last Week | Wk 45     | Wk 44     | Past 28 Days                            | Past 28 Days LY | Chg.        | Current Year                            | Last Year  | Chg.       | Wght. 5yr Avg | Chg.        |
| <b>Violent Crime</b>    |   |           |           |           |   |                 |             |   |            |            |               |             |
| Homicide                | 0                                       | 0         | 0         | 0         | 0                                       | 0               | --          | 3                                       | 1          | 200%       | 2             | 50%         |
| Sex Offenses, Forcible* | 1                                       | 0         | 0         | 0         | 1                                       | 1               | 0%          | 16                                      | 19         | -16%       | 16            | 0%          |
| Robbery Other           | 1                                       | 0         | 0         | 1         | 2                                       | 2               | 0%          | 17                                      | 14         | 21%        | 17            | 0%          |
| Robbery W Firearm       | 0                                       | 1         | 0         | 0         | 1                                       | 2               | -50%        | 8                                       | 12         | -33%       | 9             | -11%        |
| Agg. Assault            | 2                                       | 1         | 3         | 1         | 7                                       | 12              | -42%        | 49                                      | 52         | -6%        | 50            | -2%         |
| Agg. Assault W Firearm  | 1                                       | 0         | 1         | 0         | 2                                       | 0               | --          | 9                                       | 13         | -31%       | 13            | -31%        |
| <b>Total</b>            | <b>5</b>                                | <b>2</b>  | <b>4</b>  | <b>2</b>  | <b>13</b>                               | <b>17</b>       | <b>-24%</b> | <b>102</b>                              | <b>111</b> | <b>-8%</b> | <b>107</b>    | <b>-5%</b>  |
| <b>Property Crime</b>   |   |           |           |           |   |                 |             |   |            |            |               |             |
| Burglary                | 6                                       | 2         | 0         | 3         | 11                                      | 6               | 83%         | 80                                      | 113        | -29%       | 134           | -40%        |
| MV Theft                | 2                                       | 1         | 1         | 0         | 4                                       | 3               | 33%         | 70                                      | 81         | -14%       | 79            | -11%        |
| Larceny from MV         | 10                                      | 0         | 3         | 7         | 20                                      | 4               | 400%        | 174                                     | 148        | 18%        | 159           | 9%          |
| Larceny**               | 5                                       | 3         | 6         | 6         | 20                                      | 18              | 11%         | 224                                     | 243        | -8%        | 238           | -6%         |
| <b>Total</b>            | <b>23</b>                               | <b>6</b>  | <b>10</b> | <b>16</b> | <b>55</b>                               | <b>31</b>       | <b>77%</b>  | <b>548</b>                              | <b>585</b> | <b>-6%</b> | <b>610</b>    | <b>-10%</b> |
| <b>Other Crime</b>      |   |           |           |           |   |                 |             |   |            |            |               |             |
| Assault Other           | 4                                       | 2         | 7         | 4         | 17                                      | 15              | 13%         | 200                                     | 218        | -8%        | 208           | -4%         |
| Vandalism               | 11                                      | 1         | 7         | 3         | 22                                      | 25              | -12%        | 209                                     | 206        | 1%         | 220           | -5%         |
| Drug Offenses           | 0                                       | 0         | 5         | 1         | 6                                       | 1               | 500%        | 43                                      | 52         | -17%       | 65            | -34%        |
| Weapons Offenses        | 1                                       | 0         | 2         | 0         | 3                                       | 0               | --          | 28                                      | 20         | 40%        | 29            | -3%         |
| Liquor Law Violations   | 0                                       | 0         | 0         | 0         | 0                                       | 1               | --          | 1                                       | 2          | -50%       | 5             | -80%        |
| <b>Total</b>            | <b>16</b>                               | <b>3</b>  | <b>21</b> | <b>8</b>  | <b>48</b>                               | <b>42</b>       | <b>14%</b>  | <b>481</b>                              | <b>498</b> | <b>-3%</b> | <b>525</b>    | <b>-8%</b>  |



Figures are preliminary and subject to further analysis and revision

\* Sex Offenses, Forcible includes forcible rape, forcible sodomy, forcible fondling, sexual assault with an object

\*\* Larceny includes shoplifting, pickpocket, pursesnatch, from building, bicycles, motor vehicle parts or accessories, and other.



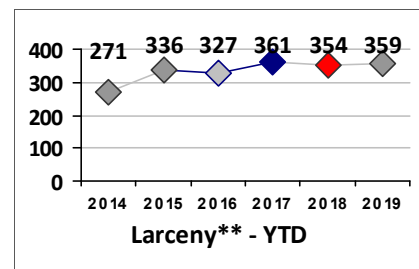
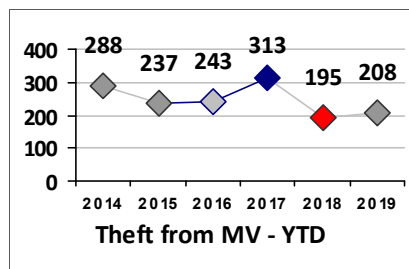
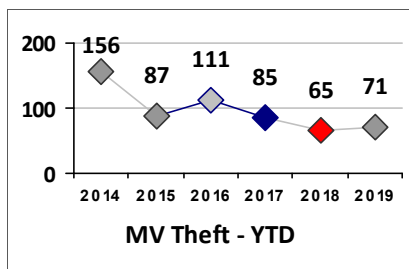
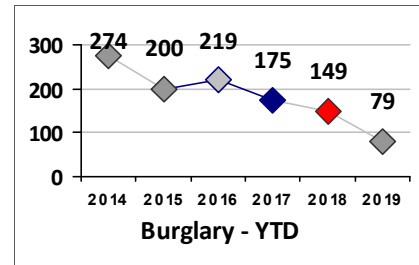
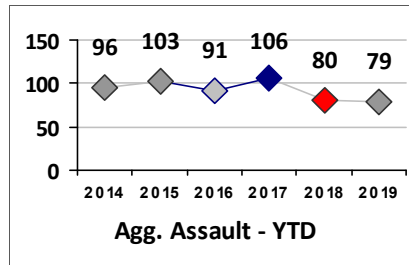
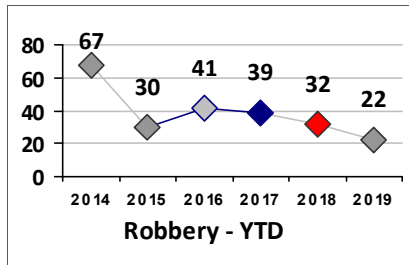
# Part I Crime - Comparison Report

## Providence Police Department

Through 11/24/2019  
Week 47

### District 7

|                         | 4 Week Trend<br>10/28/2019 - 11/24/2019 |           |           |           | Past 28 Days<br>10/28/2019 - 11/24/2019 |                 |            | Year to Date<br>January 1 - November 24 |            |             |               |             |
|-------------------------|---|-----------|-----------|-----------|---|-----------------|------------|---|------------|-------------|---------------|-------------|
|                         | Current Week                            | Last Week | Wk 45     | Wk 44     | Past 28 Days                            | Past 28 Days LY | Chg.       | Current Year                            | Last Year  | Chg.        | Wght. 5yr Avg | Chg.        |
| <b>Violent Crime</b>    |   |           |           |           |   |                 |            |   |            |             |               |             |
| Homicide                | 0                                       | 0         | 0         | 0         | 0                                       | 0               | --         | 2                                       | 2          | 0%          | 2             | 0%          |
| Sex Offenses, Forcible* | 0                                       | 0         | 0         | 0         | 0                                       | 1               | --         | 19                                      | 28         | -32%        | 25            | -24%        |
| Robbery Other           | 1                                       | 0         | 0         | 1         | 2                                       | 4               | -50%       | 17                                      | 22         | -23%        | 24            | -29%        |
| Robbery W Firearm       | 0                                       | 0         | 0         | 0         | 0                                       | 0               | --         | 5                                       | 10         | -50%        | 14            | -64%        |
| Agg. Assault            | 3                                       | 2         | 3         | 2         | 10                                      | 7               | 43%        | 65                                      | 62         | 5%          | 66            | -2%         |
| Agg. Assault W Firearm  | 0                                       | 2         | 0         | 0         | 2                                       | 0               | --         | 14                                      | 18         | -22%        | 27            | -48%        |
| <b>Total</b>            | <b>4</b>                                | <b>4</b>  | <b>3</b>  | <b>3</b>  | <b>14</b>                               | <b>12</b>       | <b>17%</b> | <b>122</b>                              | <b>142</b> | <b>-14%</b> | <b>158</b>    | <b>-23%</b> |
| <b>Property Crime</b>   |   |           |           |           |   |                 |            |   |            |             |               |             |
| Burglary                | 1                                       | 1         | 2         | 4         | 8                                       | 14              | -43%       | 79                                      | 151        | -48%        | 186           | -58%        |
| MV Theft                | 1                                       | 4         | 0         | 5         | 10                                      | 3               | 233%       | 71                                      | 65         | 9%          | 89            | -20%        |
| Larceny from MV         | 9                                       | 1         | 8         | 8         | 26                                      | 13              | 100%       | 208                                     | 196        | 6%          | 249           | -16%        |
| Larceny**               | 6                                       | 10        | 4         | 8         | 28                                      | 23              | 22%        | 359                                     | 356        | 1%          | 344           | 4%          |
| <b>Total</b>            | <b>17</b>                               | <b>16</b> | <b>14</b> | <b>25</b> | <b>72</b>                               | <b>53</b>       | <b>36%</b> | <b>717</b>                              | <b>768</b> | <b>-7%</b>  | <b>869</b>    | <b>-17%</b> |
| <b>Other Crime</b>      |   |           |           |           |   |                 |            |   |            |             |               |             |
| Assault Other           | 2                                       | 6         | 7         | 10        | 25                                      | 32              | -22%       | 315                                     | 346        | -9%         | 354           | -11%        |
| Vandalism               | 12                                      | 7         | 4         | 9         | 32                                      | 20              | 60%        | 318                                     | 340        | -6%         | 362           | -12%        |
| Drug Offenses           | 4                                       | 1         | 1         | 4         | 10                                      | 11              | -9%        | 111                                     | 145        | -23%        | 128           | -13%        |
| Weapons Offenses        | 1                                       | 1         | 0         | 0         | 2                                       | 1               | 100%       | 66                                      | 60         | 10%         | 58            | 14%         |
| Liquor Law Violations   | 0                                       | 3         | 0         | 1         | 4                                       | 2               | 100%       | 26                                      | 81         | -68%        | 62            | -58%        |
| <b>Total</b>            | <b>19</b>                               | <b>18</b> | <b>12</b> | <b>24</b> | <b>73</b>                               | <b>66</b>       | <b>11%</b> | <b>836</b>                              | <b>972</b> | <b>-14%</b> | <b>963</b>    | <b>-13%</b> |



Figures are preliminary and subject to further analysis and revision

\* Sex Offenses, Forcible includes forcible rape, forcible sodomy, forcible fondling, sexual assault with an object

\*\* Larceny includes shoplifting, pickpocket, pursesnatch, from building, bicycles, motor vehicle parts or accessories, and other.





# Part I Crime - Comparison Report

## Providence Police Department

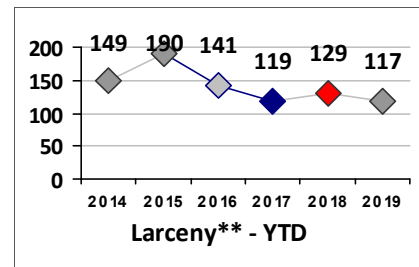
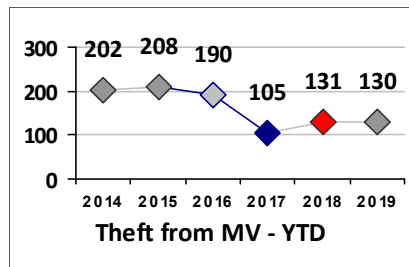
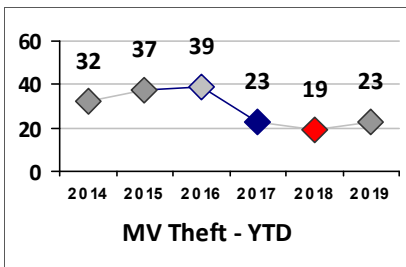
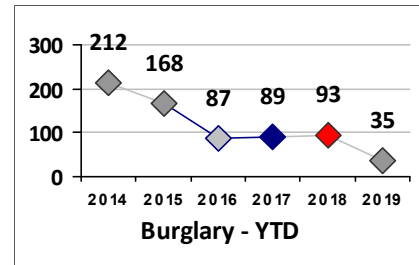
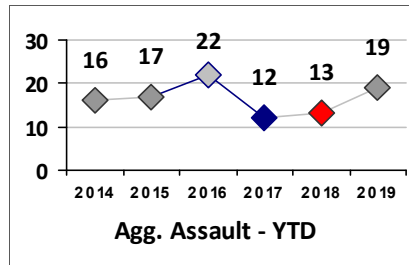
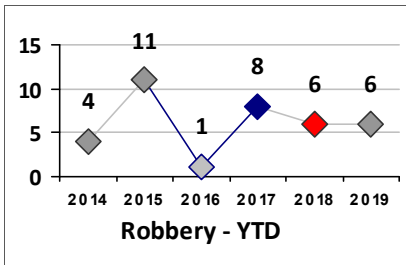
Through 11/24/2019  
Week 47

| District 8                              |  |  |  |   |  |  |  |   |  |  |  |
|---|--|--|--|---|--|--|--|---|--|--|--|
| 4 Week Trend<br>10/28/2019 - 11/24/2019 |  |  |  | Past 28 Days<br>10/28/2019 - 11/24/2019 |  |  |  | Year to Date<br>January 1 - November 24 |  |  |  |

| <b>Violent Crime</b>    | Current Week | Last Week | Wk 45    | Wk 44    | Past 28 Days | Past 28 Days LY | Chg.       | Current Year | Last Year | Chg.       | Wght. 5yr Avg | Chg.       |
|-------------------------|--------------|-----------|----------|----------|--------------|-----------------|------------|--------------|-----------|------------|---------------|------------|
| Homicide                | 0            | 0         | 0        | 0        | 0            | 0               | --         | 1 (1)        | 0         | 100%       | 0             | --         |
| Sex Offenses, Forcible* | 1            | 1         | 1        | 1        | 4            | 0               | --         | 14           | 12        | 17%        | 8             | 75%        |
| Robbery Other           | 0            | 0         | 0        | 0        | 0            | 1               | --         | 6            | 4         | 50%        | 4             | 50%        |
| Robbery W Firearm       | 0            | 0         | 0        | 0        | 0            | 1               | --         | 0            | 2         | -100%      | 2             | --         |
| Agg. Assault            | 0            | 0         | 0        | 1        | 1            | 1               | 0%         | 16           | 12        | 33%        | 10            | 60%        |
| Agg. Assault W Firearm  | 0            | 0         | 0        | 0        | 0            | 0               | --         | 3            | 1         | 200%       | 5             | -40%       |
| <b>Total</b>            | <b>1</b>     | <b>1</b>  | <b>1</b> | <b>2</b> | <b>5</b>     | <b>3</b>        | <b>67%</b> | <b>40</b>    | <b>31</b> | <b>29%</b> | <b>29</b>     | <b>38%</b> |

| <b>Property Crime</b> | Current Week | Last Week | Wk 45     | Wk 44    | Past 28 Days | Past 28 Days LY | Chg.        | Current Year | Last Year  | Chg.        | Wght. 5yr Avg | Chg.        |
|-----------------------|--------------|-----------|-----------|----------|--------------|-----------------|-------------|--------------|------------|-------------|---------------|-------------|
| Burglary              | 0            | 1         | 1         | 2        | 4            | 24              | -83%        | 35           | 94         | -63%        | 109           | -68%        |
| MV Theft              | 2            | 1         | 1         | 0        | 4            | 2               | 100%        | 23           | 19         | 21%         | 28            | -18%        |
| Larceny from MV       | 5            | 1         | 7         | 6        | 19           | 8               | 138%        | 130          | 131        | -1%         | 151           | -14%        |
| Larceny**             | 3            | 5         | 2         | 1        | 11           | 9               | 22%         | 117          | 129        | -9%         | 138           | -15%        |
| <b>Total</b>          | <b>10</b>    | <b>8</b>  | <b>11</b> | <b>9</b> | <b>38</b>    | <b>43</b>       | <b>-12%</b> | <b>305</b>   | <b>373</b> | <b>-18%</b> | <b>426</b>    | <b>-28%</b> |

| <b>Other Crime</b>    | Current Week | Last Week | Wk 45    | Wk 44    | Past 28 Days | Past 28 Days LY | Chg.        | Current Year | Last Year  | Chg.        | Wght. 5yr Avg | Chg.        |
|-----------------------|--------------|-----------|----------|----------|--------------|-----------------|-------------|--------------|------------|-------------|---------------|-------------|
| Assault Other         | 0            | 2         | 2        | 1        | 5            | 10              | -50%        | 73           | 84         | -13%        | 79            | -8%         |
| Vandalism             | 2            | 2         | 3        | 3        | 10           | 11              | -9%         | 89           | 102        | -13%        | 124           | -28%        |
| Drug Offenses         | 2            | 0         | 1        | 1        | 4            | 1               | 300%        | 7            | 15         | -53%        | 18            | -61%        |
| Weapons Offenses      | 1            | 0         | 0        | 1        | 2            | 2               | 0%          | 5            | 10         | -50%        | 9             | -44%        |
| Liquor Law Violations | 0            | 0         | 0        | 0        | 0            | 0               | --          | 0            | 2          | -100%       | 1             | --          |
| <b>Total</b>          | <b>5</b>     | <b>4</b>  | <b>6</b> | <b>6</b> | <b>21</b>    | <b>24</b>       | <b>-13%</b> | <b>174</b>   | <b>213</b> | <b>-18%</b> | <b>230</b>    | <b>-24%</b> |



Figures are preliminary and subject to further analysis and revision

\* Sex Offenses, Forcible includes forcible rape, forcible sodomy, forcible fondling, sexual assault with an object

\*\* Larceny includes shoplifting, pickpocket, pursesnatch, from building, bicycles, motor vehicle parts or accessories, and other.

(1) - Grand Jury returned "no true bill" in one 2019 homicide



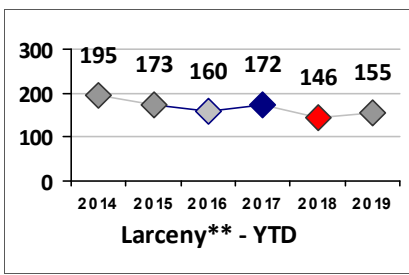
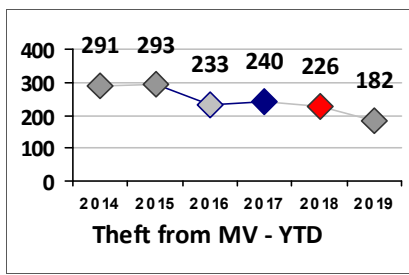
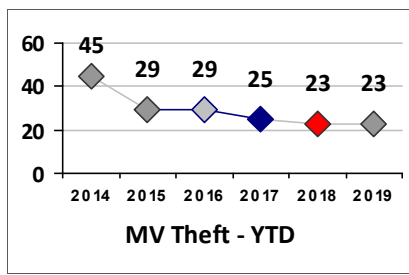
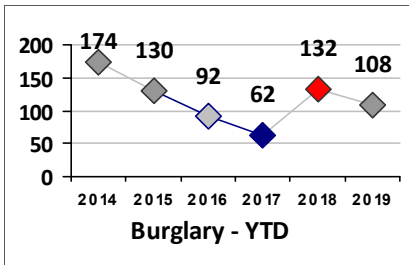
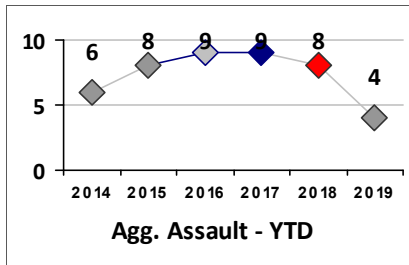
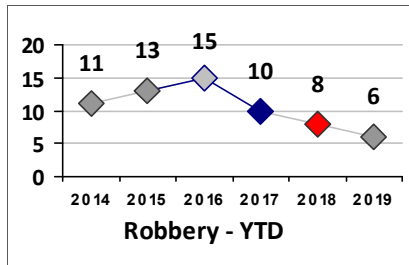
# Part I Crime - Comparison Report

## Providence Police Department

Through 11/24/2019  
Week 47

### District 9

|                         | 4 Week Trend<br>10/28/2019 - 11/24/2019 |           |           |           | Past 28 Days<br>10/28/2019 - 11/24/2019 |                 |             | Year to Date<br>January 1 - November 24 |            |             |               |             |
|-------------------------|---|-----------|-----------|-----------|---|-----------------|-------------|---|------------|-------------|---------------|-------------|
|                         | Current Week                            | Last Week | Wk 45     | Wk 44     | Past 28 Days                            | Past 28 Days LY | Chg.        | Current Year                            | Last Year  | Chg.        | Wght. 5yr Avg | Chg.        |
| <b>Violent Crime</b>    |   |           |           |           |   |                 |             |   |            |             |               |             |
| Homicide                | 0                                       | 0         | 0         | 0         | 0                                       | 0               | --          | 0                                       | 0          | 0%          | 0             | --          |
| Sex Offenses, Forcible* | 0                                       | 0         | 0         | 1         | 1                                       | 0               | --          | 5                                       | 6          | -17%        | 6             | -17%        |
| Robbery Other           | 1                                       | 0         | 0         | 1         | 2                                       | 1               | 100%        | 5                                       | 6          | -17%        | 7             | -29%        |
| Robbery W Firearm       | 0                                       | 0         | 0         | 0         | 0                                       | 0               | --          | 1                                       | 2          | -50%        | 4             | -75%        |
| Agg. Assault            | 0                                       | 0         | 1         | 0         | 1                                       | 0               | --          | 4                                       | 7          | -43%        | 6             | -33%        |
| Agg. Assault W Firearm  | 0                                       | 0         | 0         | 0         | 0                                       | 0               | --          | 0                                       | 1          | -100%       | 2             | --          |
| <b>Total</b>            | <b>1</b>                                | <b>0</b>  | <b>1</b>  | <b>2</b>  | <b>4</b>                                | <b>1</b>        | <b>300%</b> | <b>15</b>                               | <b>22</b>  | <b>-32%</b> | <b>25</b>     | <b>-40%</b> |
| <b>Property Crime</b>   |   |           |           |           |   |                 |             |   |            |             |               |             |
| Burglary                | 4                                       | 2         | 2         | 3         | 11                                      | 18              | -39%        | 108                                     | 132        | -18%        | 109           | -1%         |
| MV Theft                | 1                                       | 0         | 0         | 1         | 2                                       | 0               | --          | 23                                      | 23         | 0%          | 27            | -15%        |
| Larceny from MV         | 1                                       | 4         | 6         | 8         | 19                                      | 5               | 280%        | 182                                     | 226        | -19%        | 245           | -26%        |
| Larceny**               | 5                                       | 2         | 9         | 2         | 18                                      | 7               | 157%        | 155                                     | 146        | 6%          | 163           | -5%         |
| <b>Total</b>            | <b>11</b>                               | <b>8</b>  | <b>17</b> | <b>14</b> | <b>50</b>                               | <b>30</b>       | <b>67%</b>  | <b>468</b>                              | <b>527</b> | <b>-11%</b> | <b>544</b>    | <b>-14%</b> |
| <b>Other Crime</b>      |   |           |           |           |   |                 |             |   |            |             |               |             |
| Assault Other           | 1                                       | 1         | 0         | 1         | 3                                       | 0               | --          | 49                                      | 47         | 4%          | 50            | -2%         |
| Vandalism               | 3                                       | 0         | 7         | 3         | 13                                      | 4               | 225%        | 94                                      | 91         | 3%          | 105           | -10%        |
| Drug Offenses           | 2                                       | 2         | 2         | 0         | 6                                       | 1               | 500%        | 16                                      | 14         | 14%         | 15            | 7%          |
| Weapons Offenses        | 0                                       | 1         | 0         | 0         | 1                                       | 0               | --          | 2                                       | 6          | -67%        | 6             | -67%        |
| Liquor Law Violations   | 0                                       | 0         | 0         | 0         | 0                                       | 2               | --          | 0                                       | 3          | -100%       | 8             | --          |
| <b>Total</b>            | <b>6</b>                                | <b>4</b>  | <b>9</b>  | <b>4</b>  | <b>23</b>                               | <b>7</b>        | <b>229%</b> | <b>161</b>                              | <b>161</b> | <b>0%</b>   | <b>184</b>    | <b>-13%</b> |



Figures are preliminary and subject to further analysis and revision

\* Sex Offenses, Forcible includes forcible rape, forcible sodomy, forcible fondling, sexual assault with an object

\*\* Larceny includes shoplifting, pickpocket, pursesnatch, from building, bicycles, motor vehicle parts or accessories, and other.