



# Part I Crime - Comparison Report

Providence Police Department

Through 12/19/2021  
Week 50

## Citywide

4 Week Trend  
11/22/2021 - 12/19/2021

Past 28 Days  
11/22/2021 - 12/19/2021

Year to Date  
January 1 - December 19

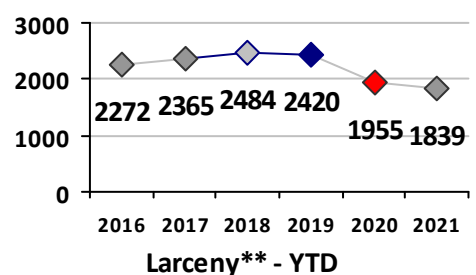
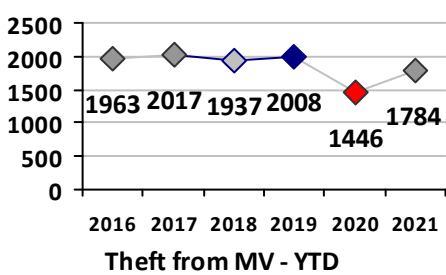
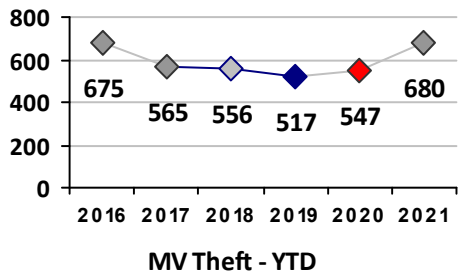
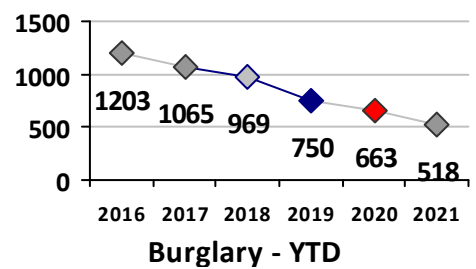
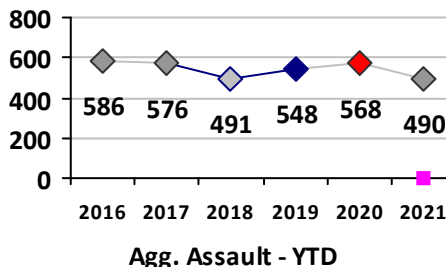
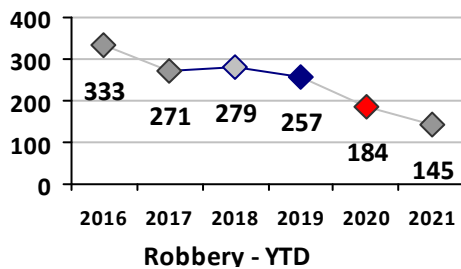
Violent Crime	Current Week	Last Week	Wk 48	Wk 47	Past 28 Days	Past 28 Days LY	Chg.	Current Year	Last Year	Chg.	Wght. 5yr Avg	Chg.
	Homicide	0	1	0	0	1	3	-67%	23	18	28%	14
Sex Offenses, Forcible*	1	1	5	5	12	13	-8%	156	140	11%	194	-20%
Robbery W Firearm	0	0	1	3	4	6	-33%	43	59	-27%	72	-40%
Robbery Other	2	3	2	2	9	6	50%	102	126	-19%	173	-41%
Agg. Assault W Firearm	1	1	1	0	3	12	-75%	126	125	1%	124	2%
Agg. Assault	8	6	6	5	25	18	39%	364	446	-18%	428	-15%
<b>Total</b>	<b>12</b>	<b>12</b>	<b>15</b>	<b>15</b>	<b>54</b>	<b>58</b>	<b>-7%</b>	<b>814</b>	<b>914</b>	<b>-11%</b>	<b>1005</b>	<b>-19%</b>

Property Crime	Current Week	Last Week	Wk 48	Wk 47	Past 28 Days	Past 28 Days LY	Chg.	Current Year	Last Year	Chg.	Wght. 5yr Avg	Chg.
	Burglary	11	8	8	12	39	40	-3%	518	664	-22%	838
MV Theft	9	14	9	9	41	66	-38%	680	554	23%	555	23%
Larceny from MV	37	16	54	29	136	126	8%	1784	1453	23%	1814	-2%
Larceny**	49	48	43	25	165	150	10%	1839	1958	-6%	2270	-19%
<b>Total</b>	<b>106</b>	<b>86</b>	<b>114</b>	<b>75</b>	<b>381</b>	<b>382</b>	<b>0%</b>	<b>4821</b>	<b>4629</b>	<b>4%</b>	<b>5476</b>	<b>-12%</b>

Other Crime	Current Week	Last Week	Wk 48	Wk 47	Past 28 Days	Past 28 Days LY	Chg.	Current Year	Last Year	Chg.	Wght. 5yr Avg	Chg.
	Assault Other	26	40	38	50	154	90	71%	1728	1744	-1%	1985
Vandalism	34	21	37	36	128	144	-11%	1847	1866	-1%	2010	-8%
Weapons Offenses	5	8	12	13	38	13	192%	382	308	24%	333	15%
Drug Offenses	7	5	16	10	38	10	280%	370	414	-11%	698	-47%
Liquor Law Violations	0	1	0	0	1	1	0%	30	9	233%	59	-49%
<b>Total</b>	<b>72</b>	<b>75</b>	<b>103</b>	<b>109</b>	<b>359</b>	<b>258</b>	<b>39%</b>	<b>4357</b>	<b>4341</b>	<b>0%</b>	<b>5084</b>	<b>-14%</b>



Figures are preliminary and subject to further analysis and revision

\* Sex Offenses, Forcible includes forcible rape, forcible sodomy, forcible fondling, sexual assault with an object

\*\* Larceny includes shoplifting, pickpocket, pursesnatch, from building, bicycles, motor vehicle parts or accessories, and other.



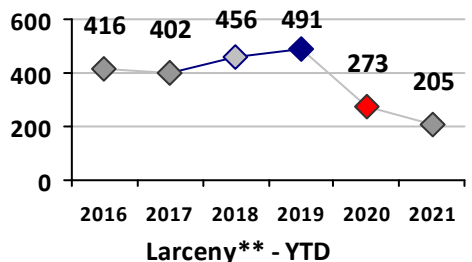
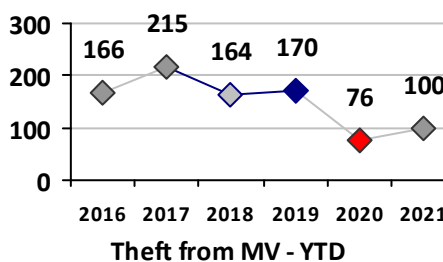
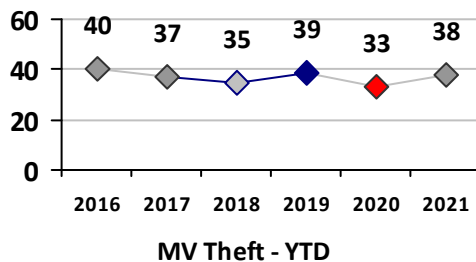
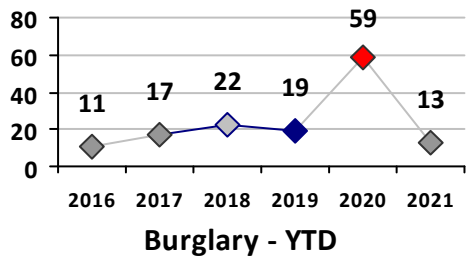
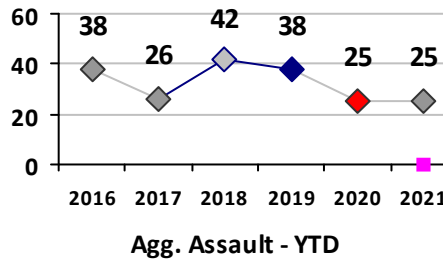
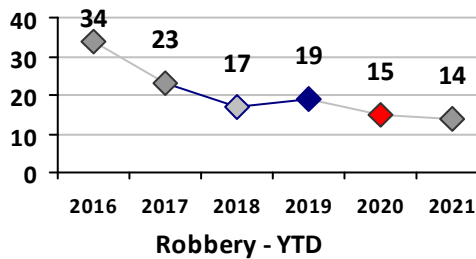
# Part I Crime - Comparison Report

## Providence Police Department

Through 12/19/2021  
Week 50

### District 1

	4 Week Trend 11/22/2021 - 12/19/2021				Past 28 Days 11/22/2021 - 12/19/2021			Year to Date January 1 - December 19				
	Current Week	Last Week	Wk 48	Wk 47	Past 28 Days	Past 28 Days LY	Chg.	Current Year	Last Year	Chg.	Wght. 5yr Avg	Chg.
<b>Violent Crime</b>												
Homicide	0	0	0	0	0	0	--	0	1	-100%	1	--
Sex Offenses, Forcible*	0	0	1	0	1	0	--	14	3	367%	14	0%
Robbery Other	0	1	0	0	1	0	--	11	14	-21%	18	-39%
Robbery W Firearm	0	0	0	0	0	0	--	3	1	200%	1	200%
Agg. Assault	1	1	5	0	7	0	--	25	25	0%	30	-17%
Agg. Assault W Firearm	0	0	0	0	0	0	--	0	0	0%	3	--
<b>Total</b>	<b>1</b>	<b>2</b>	<b>6</b>	<b>0</b>	<b>9</b>	<b>0</b>	<b>900%</b>	<b>53</b>	<b>44</b>	<b>20%</b>	<b>66</b>	<b>-20%</b>
<b>Property Crime</b>												
Burglary	0	0	0	0	0	3	--	13	59	-78%	32	-59%
MV Theft	2	0	0	2	4	1	300%	38	33	15%	36	6%
Larceny from MV	6	0	5	2	13	4	225%	100	76	32%	144	-31%
Larceny**	10	7	6	5	28	17	65%	205	273	-25%	396	-48%
<b>Total</b>	<b>18</b>	<b>7</b>	<b>11</b>	<b>9</b>	<b>45</b>	<b>25</b>	<b>80%</b>	<b>356</b>	<b>441</b>	<b>-19%</b>	<b>608</b>	<b>-41%</b>
<b>Other Crime</b>												
Assault Other	4	3	8	5	20	6	233%	140	111	26%	169	-17%
Vandalism	6	1	1	1	9	7	29%	90	144	-38%	141	-36%
Drug Offenses	0	0	1	0	1	2	-50%	39	25	56%	52	-25%
Weapons Offenses	0	1	0	0	1	0	--	18	11	64%	21	-14%
Liquor Law Violations	0	1	0	0	1	0	--	1	0	100%	7	-86%
<b>Total</b>	<b>10</b>	<b>6</b>	<b>10</b>	<b>6</b>	<b>32</b>	<b>15</b>	<b>113%</b>	<b>288</b>	<b>291</b>	<b>-1%</b>	<b>389</b>	<b>-26%</b>



Figures are preliminary and subject to further analysis and revision

\* Sex Offenses, Forcible includes forcible rape, forcible sodomy, forcible fondling, sexual assault with an object

\*\* Larceny includes shoplifting, pickpocket, pursesnatch, from building, bicycles, motor vehicle parts or accessories, and other.



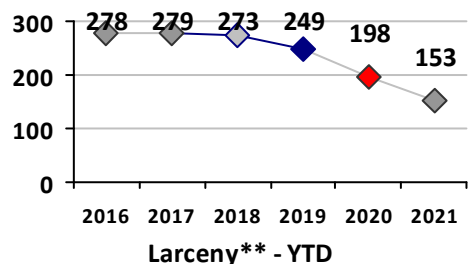
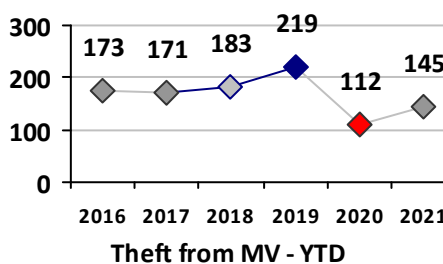
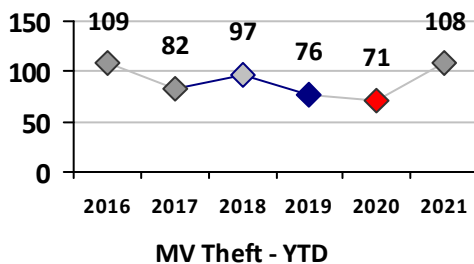
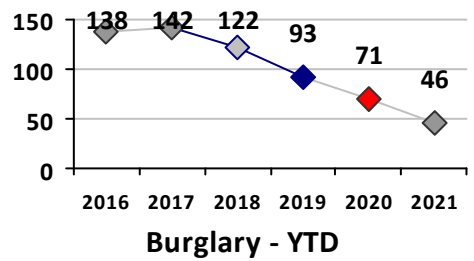
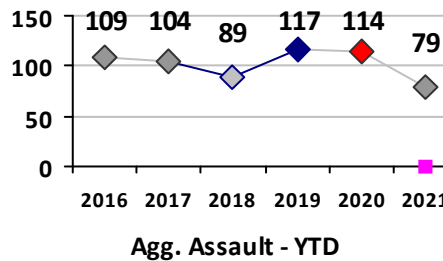
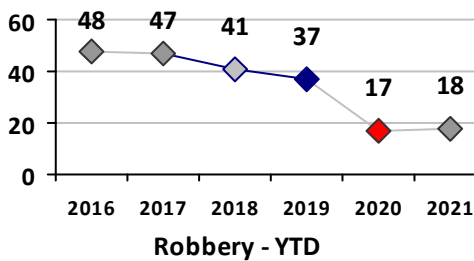
# Part I Crime - Comparison Report

## Providence Police Department

Through 12/19/2021  
Week 50

### District 2

	4 Week Trend 11/22/2021 - 12/19/2021				Past 28 Days 11/22/2021 - 12/19/2021			Year to Date January 1 - December 19				
	Current Week	Last Week	Wk 48	Wk 47	Past 28 Days	Past 28 Days LY	Chg.	Current Year	Last Year	Chg.	Wght. 5yr Avg	Chg.
<b>Violent Crime</b>												
Homicide	0	0	0	0	0	1	--	6	2	200%	3	100%
Sex Offenses, Forcible*	0	0	0	0	0	3	--	20	24	-17%	36	-44%
Robbery Other	1	0	0	1	2	0	--	11	13	-15%	23	-52%
Robbery W Firearm	0	0	0	0	0	0	--	7	4	75%	10	-30%
Agg. Assault	1	1	0	1	3	2	50%	54	89	-39%	80	-33%
Agg. Assault W Firearm	0	1	0	0	1	3	-67%	25	26	-4%	29	-14%
<b>Total</b>	<b>2</b>	<b>2</b>	<b>0</b>	<b>2</b>	<b>6</b>	<b>9</b>	<b>-33%</b>	<b>123</b>	<b>158</b>	<b>-22%</b>	<b>180</b>	<b>-32%</b>
<b>Property Crime</b>												
Burglary	1	0	1	2	4	3	33%	46	72	-36%	101	-54%
MV Theft	0	2	0	0	2	6	-67%	108	72	50%	82	32%
Larceny from MV	1	0	1	5	7	9	-22%	145	113	28%	168	-14%
Larceny**	1	1	5	2	9	21	-57%	153	198	-23%	243	-37%
<b>Total</b>	<b>3</b>	<b>3</b>	<b>7</b>	<b>9</b>	<b>22</b>	<b>39</b>	<b>-44%</b>	<b>452</b>	<b>455</b>	<b>-1%</b>	<b>594</b>	<b>-24%</b>
<b>Other Crime</b>												
Assault Other	3	4	5	11	23	14	64%	279	295	-5%	330	-15%
Vandalism	0	1	4	5	10	12	-17%	157	235	-33%	251	-37%
Drug Offenses	0	2	3	2	7	0	--	59	75	-21%	110	-46%
Weapons Offenses	1	3	3	4	11	6	83%	59	61	-3%	69	-14%
Liquor Law Violations	0	0	0	0	0	0	--	1	1	0%	1	0%
<b>Total</b>	<b>4</b>	<b>10</b>	<b>15</b>	<b>22</b>	<b>51</b>	<b>32</b>	<b>59%</b>	<b>555</b>	<b>667</b>	<b>-17%</b>	<b>760</b>	<b>-27%</b>



Figures are preliminary and subject to further analysis and revision

\* Sex Offenses, Forcible includes forcible rape, forcible sodomy, forcible fondling, sexual assault with an object

\*\* Larceny includes shoplifting, pickpocket, pursesnatch, from building, bicycles, motor vehicle parts or accessories, and other.



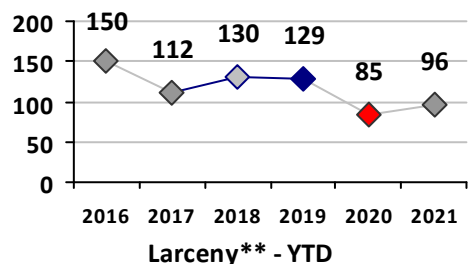
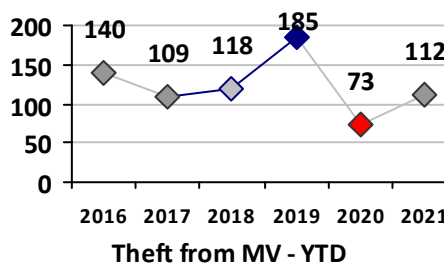
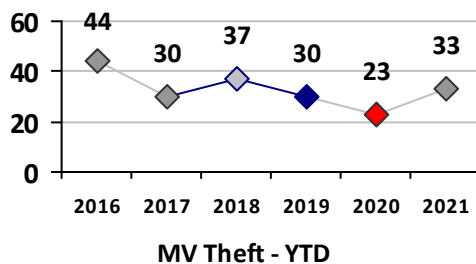
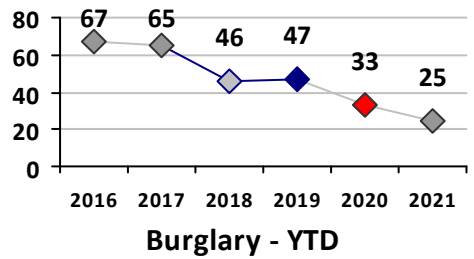
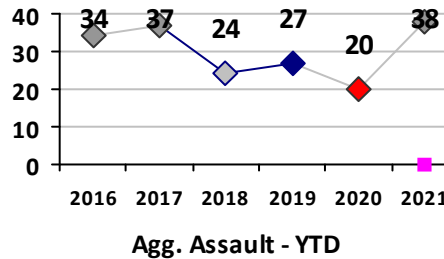
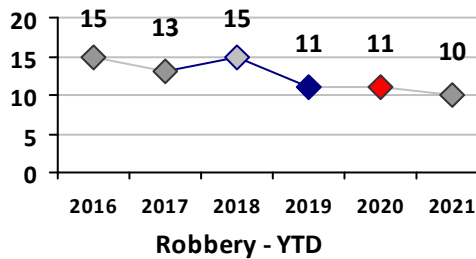
# Part I Crime - Comparison Report

## Providence Police Department

Through 12/19/2021  
Week 50

### District 3

	4 Week Trend 11/22/2021 - 12/19/2021				Past 28 Days 11/22/2021 - 12/19/2021			Year to Date January 1 - December 19				
	Current Week	Last Week	Wk 48	Wk 47	Past 28 Days	Past 28 Days LY	Chg.	Current Year	Last Year	Chg.	Wght. 5yr Avg	Chg.
<b>Violent Crime</b>												
Homicide	0	0	0	0	0	0	--	2	3	-33%	2	0%
Sex Offenses, Forcible*	0	0	0	0	0	0	--	8	6	33%	9	-11%
Robbery Other	0	0	0	0	0	0	--	6	7	-14%	6	0%
Robbery W Firearm	0	0	0	0	0	1	--	4	4	0%	6	-33%
Agg. Assault	1	0	0	0	1	1	0%	20	15	33%	18	11%
Agg. Assault W Firearm	0	0	0	0	0	0	--	18	5	260%	8	125%
<b>Total</b>	<b>1</b>	<b>0</b>	<b>0</b>	<b>0</b>	<b>1</b>	<b>2</b>	<b>-50%</b>	<b>58</b>	<b>40</b>	<b>45%</b>	<b>49</b>	<b>18%</b>
<b>Property Crime</b>												
Burglary	0	0	0	0	0	1	--	25	33	-24%	46	-46%
MV Theft	0	0	1	1	2	4	-50%	33	24	38%	30	10%
Larceny from MV	4	3	3	1	11	18	-39%	112	73	53%	122	-8%
Larceny**	1	5	0	0	6	8	-25%	96	85	13%	114	-16%
<b>Total</b>	<b>5</b>	<b>8</b>	<b>4</b>	<b>2</b>	<b>19</b>	<b>31</b>	<b>-39%</b>	<b>266</b>	<b>215</b>	<b>24%</b>	<b>312</b>	<b>-15%</b>
<b>Other Crime</b>												
Assault Other	0	5	4	2	11	7	57%	88	103	-15%	115	-23%
Vandalism	0	1	2	0	3	13	-77%	108	120	-10%	119	-9%
Drug Offenses	0	0	2	1	3	0	--	15	18	-17%	52	-71%
Weapons Offenses	0	1	3	2	6	0	--	33	9	267%	19	74%
Liquor Law Violations	0	0	0	0	0	0	--	1	1	0%	1	0%
<b>Total</b>	<b>0</b>	<b>7</b>	<b>11</b>	<b>5</b>	<b>23</b>	<b>20</b>	<b>15%</b>	<b>245</b>	<b>251</b>	<b>-2%</b>	<b>306</b>	<b>-20%</b>



Figures are preliminary and subject to further analysis and revision

\* Sex Offenses, Forcible includes forcible rape, forcible sodomy, forcible fondling, sexual assault with an object

\*\* Larceny includes shoplifting, pickpocket, pursesnatch, from building, bicycles, motor vehicle parts or accessories, and other.



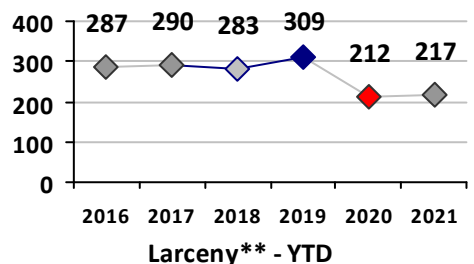
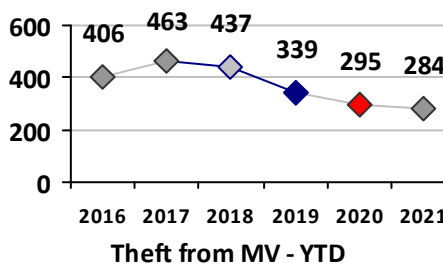
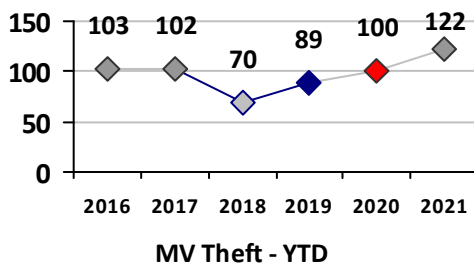
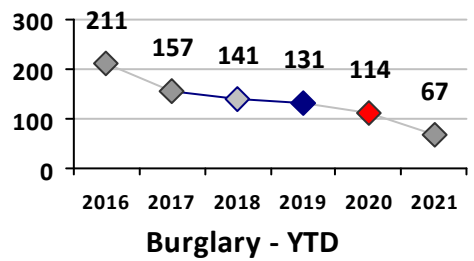
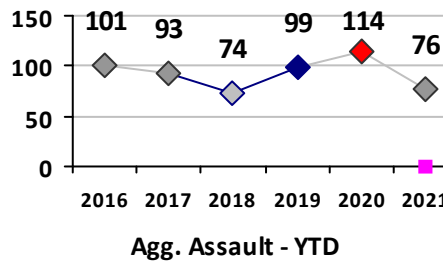
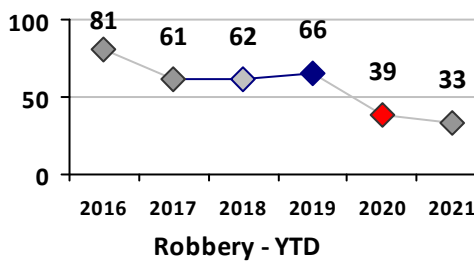
# Part I Crime - Comparison Report

## Providence Police Department

Through 12/19/2021  
Week 50

### District 4

	4 Week Trend 11/22/2021 - 12/19/2021				Past 28 Days 11/22/2021 - 12/19/2021			Year to Date January 1 - December 19				
	Current Week	Last Week	Wk 48	Wk 47	Past 28 Days	Past 28 Days LY	Chg.	Current Year	Last Year	Chg.	Wght. 5yr Avg	Chg.
<b>Violent Crime</b>												
Homicide	0	0	0	0	0	0	--	3	3	0%	3	0%
Sex Offenses, Forcible*	0	1	0	1	2	5	-60%	33	17	94%	38	-13%
Robbery Other	0	2	0	0	2	1	100%	26	27	-4%	43	-40%
Robbery W Firearm	0	0	0	0	0	2	--	7	12	-42%	14	-50%
Agg. Assault	0	1	0	0	1	3	-67%	59	98	-40%	81	-27%
Agg. Assault W Firearm	0	0	0	0	0	1	--	17	16	6%	18	-6%
<b>Total</b>	<b>0</b>	<b>4</b>	<b>0</b>	<b>1</b>	<b>5</b>	<b>12</b>	<b>-58%</b>	<b>145</b>	<b>173</b>	<b>-16%</b>	<b>195</b>	<b>-26%</b>
<b>Property Crime</b>												
Burglary	1	0	0	2	3	5	-40%	67	114	-41%	136	-51%
MV Theft	3	0	3	1	7	18	-61%	122	101	21%	92	33%
Larceny from MV	4	2	4	2	12	20	-40%	284	295	-4%	366	-22%
Larceny**	6	3	4	2	15	15	0%	217	212	2%	268	-19%
<b>Total</b>	<b>14</b>	<b>5</b>	<b>11</b>	<b>7</b>	<b>37</b>	<b>58</b>	<b>-36%</b>	<b>690</b>	<b>722</b>	<b>-4%</b>	<b>862</b>	<b>-20%</b>
<b>Other Crime</b>												
Assault Other	1	7	5	7	20	17	18%	257	298	-14%	334	-23%
Vandalism	11	3	3	3	20	22	-9%	249	284	-12%	324	-23%
Drug Offenses	3	1	2	1	7	1	600%	93	100	-7%	175	-47%
Weapons Offenses	2	1	0	2	5	3	67%	87	50	74%	60	45%
Liquor Law Violations	0	0	0	0	0	0	--	1	0	100%	3	-67%
<b>Total</b>	<b>17</b>	<b>12</b>	<b>10</b>	<b>13</b>	<b>52</b>	<b>43</b>	<b>21%</b>	<b>687</b>	<b>732</b>	<b>-6%</b>	<b>897</b>	<b>-23%</b>



Figures are preliminary and subject to further analysis and revision

\* Sex Offenses, Forcible includes forcible rape, forcible sodomy, forcible fondling, sexual assault with an object

\*\* Larceny includes shoplifting, pickpocket, pursesnatch, from building, bicycles, motor vehicle parts or accessories, and other.



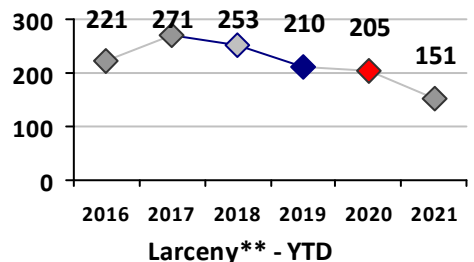
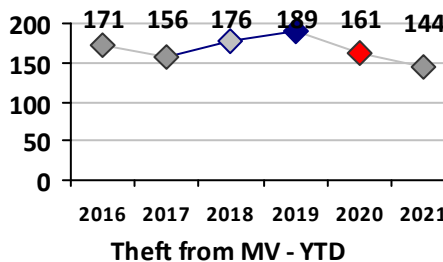
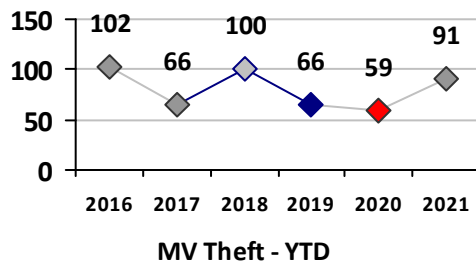
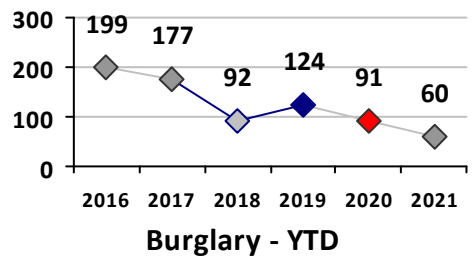
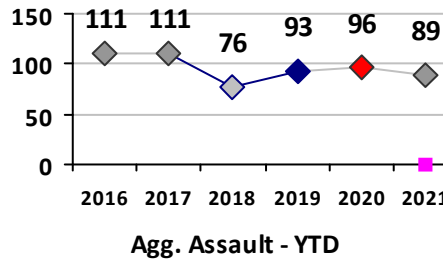
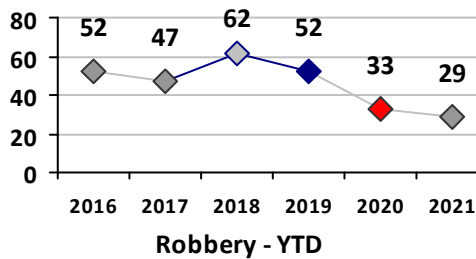
# Part I Crime - Comparison Report

## Providence Police Department

Through 12/19/2021  
Week 50

### District 5

	4 Week Trend 11/22/2021 - 12/19/2021				Past 28 Days 11/22/2021 - 12/19/2021			Year to Date January 1 - December 19				
	Current Week	Last Week	Wk 48	Wk 47	Past 28 Days	Past 28 Days LY	Chg.	Current Year	Last Year	Chg.	Wght. 5yr Avg	Chg.
<b>Violent Crime</b>												
Homicide	0	0	0	0	0	1	--	3	2	50%	1	200%
Sex Offenses, Forcible*	1	0	4	0	5	0	--	23	30	-23%	33	-30%
Robbery Other	1	0	1	0	2	2	0%	24	19	26%	31	-23%
Robbery W Firearm	0	0	0	1	1	3	-67%	5	15	-67%	16	-69%
Agg. Assault	1	2	1	2	6	4	50%	66	75	-12%	74	-11%
Agg. Assault W Firearm	0	0	0	0	0	3	--	23	21	10%	21	10%
<b>Total</b>	<b>3</b>	<b>2</b>	<b>6</b>	<b>3</b>	<b>14</b>	<b>13</b>	<b>8%</b>	<b>144</b>	<b>162</b>	<b>-11%</b>	<b>176</b>	<b>-18%</b>
<b>Property Crime</b>												
Burglary	1	2	0	0	3	7	-57%	60	91	-34%	119	-50%
MV Theft	0	4	0	0	4	9	-56%	91	60	52%	73	25%
Larceny from MV	0	1	8	5	14	11	27%	144	161	-11%	172	-16%
Larceny**	4	6	5	1	16	19	-16%	151	206	-27%	227	-33%
<b>Total</b>	<b>5</b>	<b>13</b>	<b>13</b>	<b>6</b>	<b>37</b>	<b>46</b>	<b>-20%</b>	<b>446</b>	<b>518</b>	<b>-14%</b>	<b>591</b>	<b>-25%</b>
<b>Other Crime</b>												
Assault Other	2	7	4	10	23	20	15%	298	277	8%	316	-6%
Vandalism	3	2	6	3	14	27	-48%	226	261	-13%	293	-23%
Drug Offenses	2	0	2	1	5	4	25%	56	69	-19%	113	-50%
Weapons Offenses	0	0	1	1	2	2	0%	56	75	-25%	55	2%
Liquor Law Violations	0	0	0	0	0	0	--	1	1	0%	2	-50%
<b>Total</b>	<b>7</b>	<b>9</b>	<b>13</b>	<b>15</b>	<b>44</b>	<b>53</b>	<b>-17%</b>	<b>637</b>	<b>683</b>	<b>-7%</b>	<b>778</b>	<b>-18%</b>



Figures are preliminary and subject to further analysis and revision

\* Sex Offenses, Forcible includes forcible rape, forcible sodomy, forcible fondling, sexual assault with an object

\*\* Larceny includes shoplifting, pickpocket, pursesnatch, from building, bicycles, motor vehicle parts or accessories, and other.



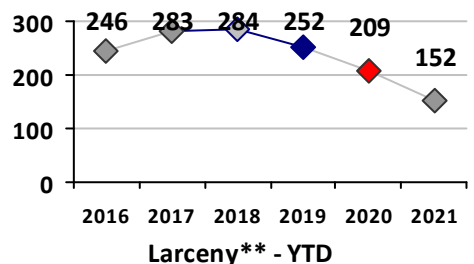
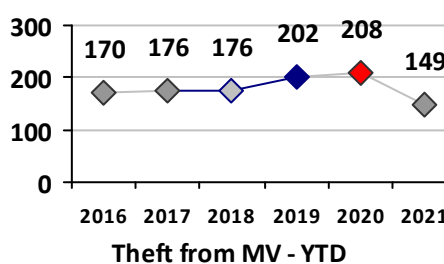
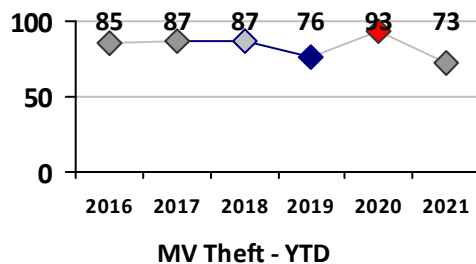
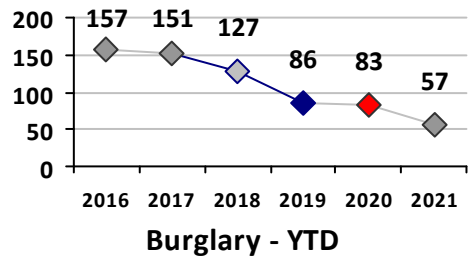
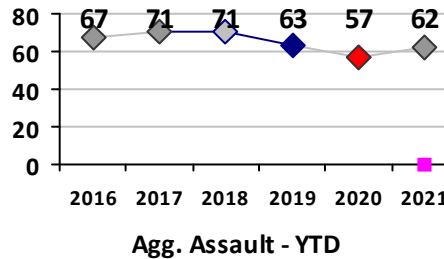
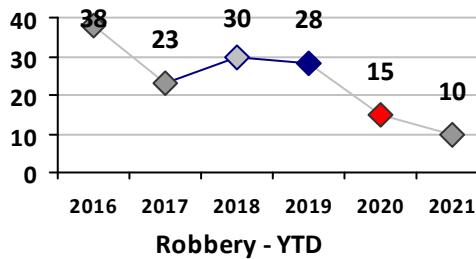
# Part I Crime - Comparison Report

## Providence Police Department

Through 12/19/2021  
Week 50

### District 6

	4 Week Trend 11/22/2021 - 12/19/2021				Past 28 Days 11/22/2021 - 12/19/2021			Year to Date January 1 - December 19				
	Current Week	Last Week	Wk 48	Wk 47	Past 28 Days	Past 28 Days LY	Chg.	Current Year	Last Year	Chg.	Wght. 5yr Avg	Chg.
<b>Violent Crime</b>												
Homicide	0	0	0	0	0	0	--	2	2	0%	2	0%
Sex Offenses, Forcible*	0	0	0	0	0	1	--	12	17	-29%	17	-29%
Robbery Other	0	0	1	0	1	1	0%	7	10	-30%	16	-56%
Robbery W Firearm	0	0	0	0	0	0	--	3	5	-40%	8	-63%
Agg. Assault	2	1	0	0	3	4	-25%	47	43	9%	51	-8%
Agg. Assault W Firearm	1	0	0	0	1	3	-67%	15	15	0%	14	7%
<b>Total</b>	<b>3</b>	<b>1</b>	<b>1</b>	<b>0</b>	<b>5</b>	<b>9</b>	<b>-44%</b>	<b>86</b>	<b>92</b>	<b>-7%</b>	<b>107</b>	<b>-20%</b>
<b>Property Crime</b>												
Burglary	0	0	2	0	2	8	-75%	57	83	-31%	107	-47%
MV Theft	0	3	2	1	6	13	-54%	73	93	-22%	86	-15%
Larceny from MV	2	0	3	1	6	22	-73%	149	209	-29%	194	-23%
Larceny**	8	4	3	1	16	18	-11%	152	209	-27%	250	-39%
<b>Total</b>	<b>10</b>	<b>7</b>	<b>10</b>	<b>3</b>	<b>30</b>	<b>61</b>	<b>-51%</b>	<b>431</b>	<b>594</b>	<b>-27%</b>	<b>636</b>	<b>-32%</b>
<b>Other Crime</b>												
Assault Other	6	3	1	5	15	10	50%	185	211	-12%	221	-16%
Vandalism	2	2	6	3	13	14	-7%	161	219	-26%	235	-31%
Drug Offenses	2	1	4	4	11	0	--	37	43	-14%	56	-34%
Weapons Offenses	1	1	0	3	5	0	--	40	34	18%	33	21%
Liquor Law Violations	0	0	0	0	0	0	--	3	0	300%	1	200%
<b>Total</b>	<b>11</b>	<b>7</b>	<b>11</b>	<b>15</b>	<b>44</b>	<b>24</b>	<b>83%</b>	<b>426</b>	<b>507</b>	<b>-16%</b>	<b>546</b>	<b>-22%</b>




Figures are preliminary and subject to further analysis and revision

\* Sex Offenses, Forcible includes forcible rape, forcible sodomy, forcible fondling, sexual assault with an object

\*\* Larceny includes shoplifting, pickpocket, pursesnatch, from building, bicycles, motor vehicle parts or accessories, and other.





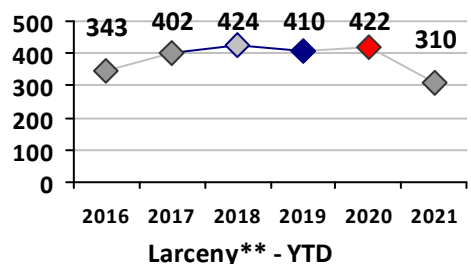
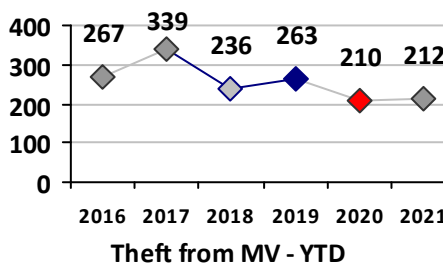
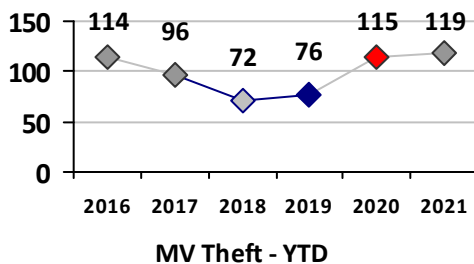
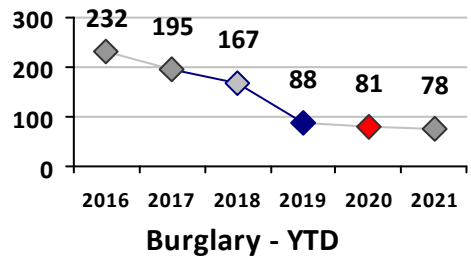
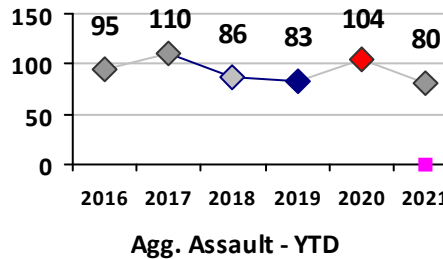
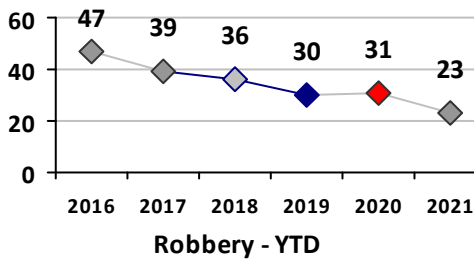
# Part I Crime - Comparison Report

## Providence Police Department

Through 12/19/2021  
Week 50

### District 7

	4 Week Trend 11/22/2021 - 12/19/2021				Past 28 Days 11/22/2021 - 12/19/2021			Year to Date January 1 - December 19				
	Current Week	Last Week	Wk 48	Wk 47	Past 28 Days	Past 28 Days LY	Chg.	Current Year	Last Year	Chg.	Wght. 5yr Avg	Chg.
<b>Violent Crime</b>												
Homicide	0	1	0	0	1	0	--	6	4	50%	3	100%
Sex Offenses, Forcible*	0	0	0	4	4	4	0%	26	25	4%	26	0%
Robbery Other	0	0	0	1	1	1	0%	13	17	-24%	22	-41%
Robbery W Firearm	0	0	1	2	3	0	--	10	14	-29%	12	-17%
Agg. Assault	2	0	0	0	2	3	-33%	57	76	-25%	72	-21%
Agg. Assault W Firearm	0	0	1	0	1	1	0%	23	29	-21%	24	-4%
<b>Total</b>	<b>2</b>	<b>1</b>	<b>2</b>	<b>7</b>	<b>12</b>	<b>9</b>	<b>33%</b>	<b>135</b>	<b>165</b>	<b>-18%</b>	<b>157</b>	<b>-14%</b>
<b>Property Crime</b>												
Burglary	1	3	1	2	7	4	75%	78	81	-4%	125	-38%
MV Theft	1	3	1	2	7	10	-30%	119	117	2%	94	27%
Larceny from MV	11	4	12	2	29	15	93%	212	213	0%	253	-16%
Larceny**	11	11	6	6	34	31	10%	310	422	-27%	413	-25%
<b>Total</b>	<b>24</b>	<b>21</b>	<b>20</b>	<b>12</b>	<b>77</b>	<b>60</b>	<b>28%</b>	<b>719</b>	<b>833</b>	<b>-14%</b>	<b>885</b>	<b>-19%</b>
<b>Other Crime</b>												
Assault Other	9	9	7	5	30	10	200%	338	322	5%	354	-5%
Vandalism	6	7	6	3	22	27	-19%	290	345	-16%	372	-22%
Drug Offenses	0	1	2	1	4	3	33%	52	55	-5%	103	-50%
Weapons Offenses	0	1	5	0	6	2	200%	63	54	17%	62	2%
Liquor Law Violations	0	0	0	0	0	1	--	22	6	267%	39	-44%
<b>Total</b>	<b>15</b>	<b>18</b>	<b>20</b>	<b>9</b>	<b>62</b>	<b>43</b>	<b>44%</b>	<b>765</b>	<b>782</b>	<b>-2%</b>	<b>930</b>	<b>-18%</b>



Figures are preliminary and subject to further analysis and revision

\* Sex Offenses, Forcible includes forcible rape, forcible sodomy, forcible fondling, sexual assault with an object

\*\* Larceny includes shoplifting, pickpocket, pursesnatch, from building, bicycles, motor vehicle parts or accessories, and other.





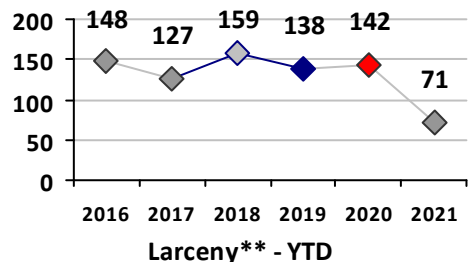
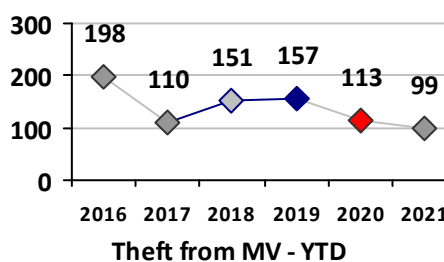
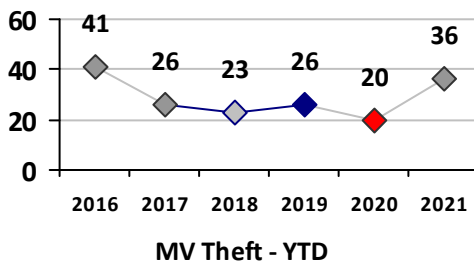
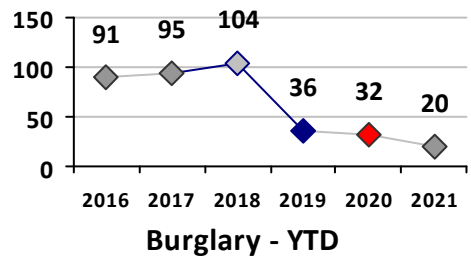
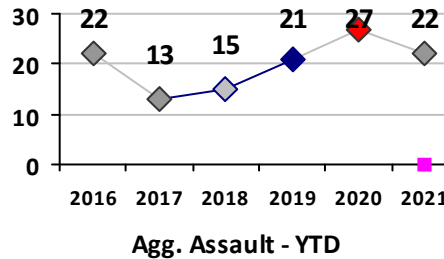
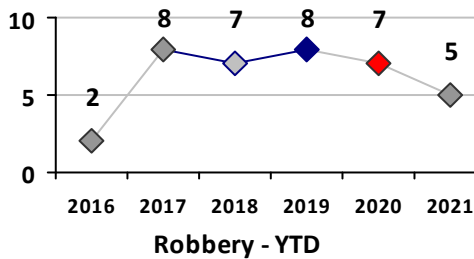
# Part I Crime - Comparison Report

## Providence Police Department

Through 12/19/2021  
Week 50

### District 8

	4 Week Trend 11/22/2021 - 12/19/2021				Past 28 Days 11/22/2021 - 12/19/2021			Year to Date January 1 - December 19				
	Current Week	Last Week	Wk 48	Wk 47	Past 28 Days	Past 28 Days LY	Chg.	Current Year	Last Year	Chg.	Wght. 5yr Avg	Chg.
<b>Violent Crime</b>												
Homicide	0	0	0	0	0	1	--	1	1	0%	1	0%
Sex Offenses, Forcible*	0	0	0	0	0	0	--	10	8	25%	10	0%
Robbery Other	0	0	0	0	0	0	--	4	5	-20%	6	-33%
Robbery W Firearm	0	0	0	0	0	0	--	1	2	-50%	1	0%
Agg. Assault	0	0	0	0	0	1	--	18	19	-5%	16	13%
Agg. Assault W Firearm	0	0	0	0	0	1	--	4	8	-50%	5	-20%
<b>Total</b>	<b>0</b>	<b>0</b>	<b>0</b>	<b>0</b>	<b>0</b>	<b>3</b>	<b>300%</b>	<b>38</b>	<b>43</b>	<b>-12%</b>	<b>38</b>	<b>0%</b>
<b>Property Crime</b>												
Burglary	1	0	0	0	1	2	-50%	20	32	-38%	60	-67%
MV Theft	1	0	1	1	3	3	0%	36	21	71%	25	44%
Larceny from MV	4	0	4	1	9	9	0%	99	113	-12%	138	-28%
Larceny**	3	4	1	0	8	11	-27%	71	144	-51%	144	-51%
<b>Total</b>	<b>9</b>	<b>4</b>	<b>6</b>	<b>2</b>	<b>21</b>	<b>25</b>	<b>-16%</b>	<b>226</b>	<b>310</b>	<b>-27%</b>	<b>366</b>	<b>-38%</b>
<b>Other Crime</b>												
Assault Other	1	1	3	2	7	2	250%	75	61	23%	78	-4%
Vandalism	2	0	1	1	4	5	-20%	71	95	-25%	109	-35%
Drug Offenses	0	0	0	0	0	0	--	8	6	33%	11	-27%
Weapons Offenses	0	0	0	0	0	0	--	8	7	14%	7	14%
Liquor Law Violations	0	0	0	0	0	0	--	0	0	0%	1	--
<b>Total</b>	<b>3</b>	<b>1</b>	<b>4</b>	<b>3</b>	<b>11</b>	<b>7</b>	<b>57%</b>	<b>162</b>	<b>169</b>	<b>-4%</b>	<b>206</b>	<b>-21%</b>



Figures are preliminary and subject to further analysis and revision

\* Sex Offenses, Forcible includes forcible rape, forcible sodomy, forcible fondling, sexual assault with an object

\*\* Larceny includes shoplifting, pickpocket, pursesnatch, from building, bicycles, motor vehicle parts or accessories, and other.



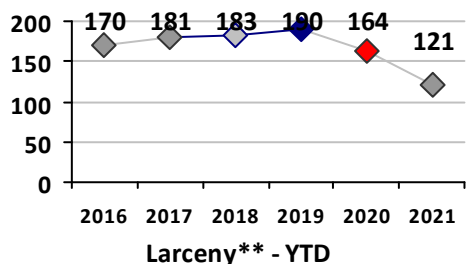
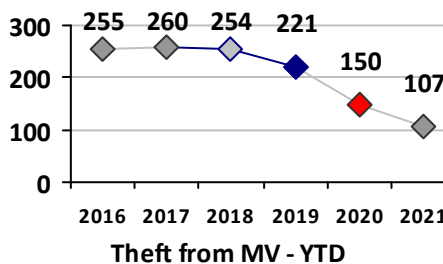
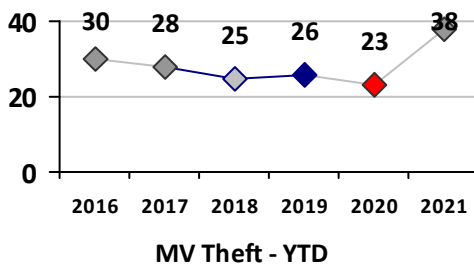
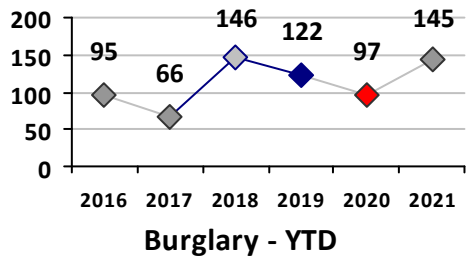
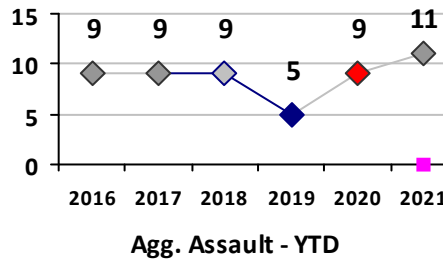
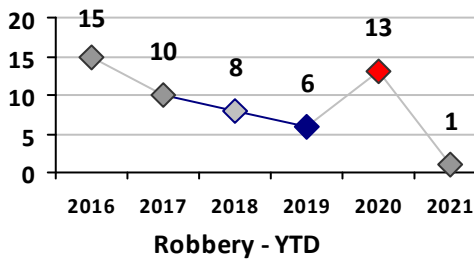
# Part I Crime - Comparison Report

Providence Police Department

Through 12/19/2021  
Week 50

## District 9

	4 Week Trend 11/22/2021 - 12/19/2021				Past 28 Days 11/22/2021 - 12/19/2021			Year to Date January 1 - December 19				
	Current Week	Last Week	Wk 48	Wk 47	Past 28 Days	Past 28 Days LY	Chg.	Current Year	Last Year	Chg.	Wght. 5yr Avg	Chg.
<b>Violent Crime</b>												
Homicide	0	0	0	0	0	0	--	0	0	0%	0	--
Sex Offenses, Forcible*	0	0	0	0	0	0	--	6	4	50%	6	0%
Robbery Other	0	0	0	0	0	1	--	0	11	-100%	8	--
Robbery W Firearm	0	0	0	0	0	0	--	1	2	-50%	2	-50%
Agg. Assault	0	0	0	1	1	0	--	11	4	175%	5	120%
Agg. Assault W Firearm	0	0	0	0	0	0	--	0	5	-100%	3	--
<b>Total</b>	<b>0</b>	<b>0</b>	<b>0</b>	<b>1</b>	<b>1</b>	<b>1</b>	<b>0%</b>	<b>18</b>	<b>26</b>	<b>-31%</b>	<b>23</b>	<b>-22%</b>
<b>Property Crime</b>												
Burglary	6	3	4	6	19	7	171%	145	97	49%	109	33%
MV Theft	1	2	1	0	4	1	300%	38	23	65%	26	46%
Larceny from MV	3	0	3	3	9	12	-25%	107	151	-29%	213	-50%
Larceny**	5	3	4	2	14	7	100%	121	164	-26%	177	-32%
<b>Total</b>	<b>15</b>	<b>8</b>	<b>12</b>	<b>11</b>	<b>46</b>	<b>27</b>	<b>70%</b>	<b>411</b>	<b>435</b>	<b>-6%</b>	<b>525</b>	<b>-22%</b>
<b>Other Crime</b>												
Assault Other	0	0	0	1	1	2	-50%	42	50	-16%	50	-16%
Vandalism	2	1	0	0	3	9	-67%	68	116	-41%	117	-42%
Drug Offenses	0	0	0	0	0	0	--	9	11	-18%	14	-36%
Weapons Offenses	1	0	0	0	1	0	--	17	7	143%	6	183%
Liquor Law Violations	0	0	0	0	0	0	--	0	0	0%	2	--
<b>Total</b>	<b>3</b>	<b>1</b>	<b>0</b>	<b>1</b>	<b>5</b>	<b>11</b>	<b>-55%</b>	<b>136</b>	<b>184</b>	<b>-26%</b>	<b>189</b>	<b>-28%</b>



Figures are preliminary and subject to further analysis and revision

\* Sex Offenses, Forcible includes forcible rape, forcible sodomy, forcible fondling, sexual assault with an object

\*\* Larceny includes shoplifting, pickpocket, pursesnatch, from building, bicycles, motor vehicle parts or accessories, and other.