

Part I Crime - Comparison Report
Providence Police Department

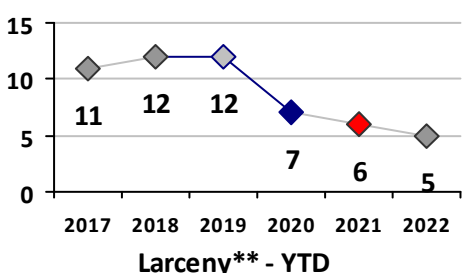
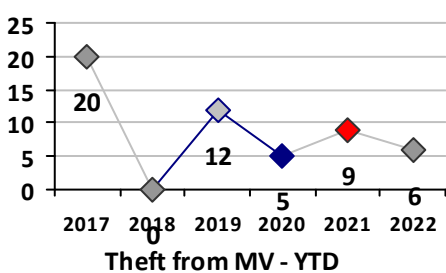
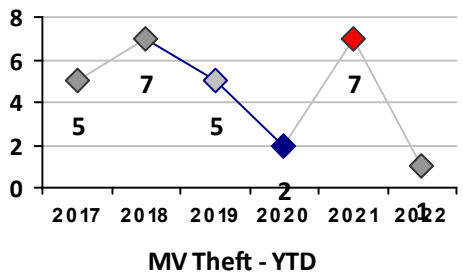
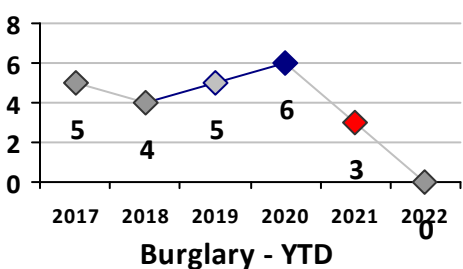
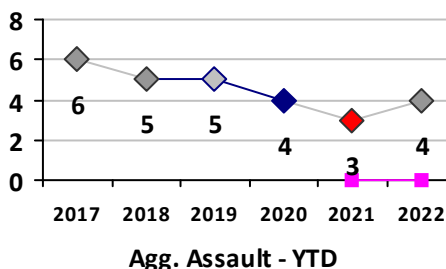
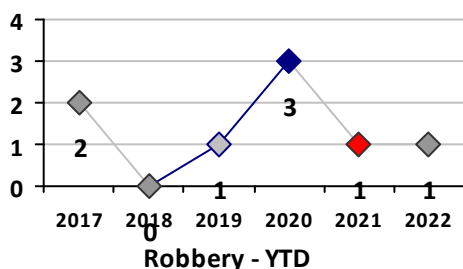
Through 1/2/2022
Week 52

Citywide												
4 Week Trend 12/6/2021 - 1/2/2022					Past 28 Days 12/6/2021 - 1/2/2022			Year to Date January 1 - January 2 2022				

Violent Crime	Current Week	Last Week	Wk 50	Wk 49	Past 28 Days	Past 28 Days LY	Chg.	Current Year	Last Year	Chg.	Wght. 5yr Avg	Chg.
Homicide	0	0	0	1	1	1	0%	0	0	--	0	--
Sex Offenses, Forcible*	1	2	1	1	5	9	-44%	1	0	--	0	--
Robbery W Firearm	0	0	1	0	1	3	-67%	0	0	--	0	--
Robbery Other	1	4	2	3	10	10	0%	1	1	0%	2	-50%
Agg. Assault W Firearm	5	3	1	1	10	11	-9%	0	0	--	1	--
Agg. Assault	7	9	9	6	31	32	-3%	4	4	0%	4	0%
Total	14	18	14	12	58	66	-12%	6	5	20%	7	-14%

Property Crime	Current Week	Last Week	Wk 50	Wk 49	Past 28 Days	Past 28 Days LY	Chg.	Current Year	Last Year	Chg.	Wght. 5yr Avg	Chg.
Burglary	10	7	11	8	36	52	-31%	0	3	--	6	--
MV Theft	11	15	9	14	49	69	-29%	1	9	-89%	7	-86%
Larceny from MV	23	38	38	16	115	98	17%	6	13	-54%	13	-54%
Larceny**	23	28	49	49	149	144	3%	5	9	-44%	15	-67%
Total	67	88	107	87	349	363	-4%	12	34	-65%	41	-71%


Other Crime	Current Week	Last Week	Wk 50	Wk 49	Past 28 Days	Past 28 Days LY	Chg.	Current Year	Last Year	Chg.	Wght. 5yr Avg	Chg.
Assault Other	32	24	26	40	122	100	22%	10	11	-9%	16	-38%
Vandalism	24	55	34	21	134	111	21%	5	9	-44%	14	-64%
Weapons Offenses	13	14	7	8	42	9	367%	1	2	-50%	2	-50%
Drug Offenses	6	10	7	5	28	4	600%	1	0	--	6	-83%
Liquor Law Violations	0	0	0	1	1	0	100%	0	0	--	0	--
Total	75	103	74	75	327	224	46%	17	22	-23%	38	-55%



Figures are preliminary and subject to further analysis and revision

* Sex Offenses, Forcible includes forcible rape, forcible sodomy, forcible fondling, sexual assault with an object

** Larceny includes shoplifting, pickpocket, pursesnatch, from building, bicycles, motor vehicle parts or accessories, and other.



Part I Crime - Comparison Report
Providence Police Department

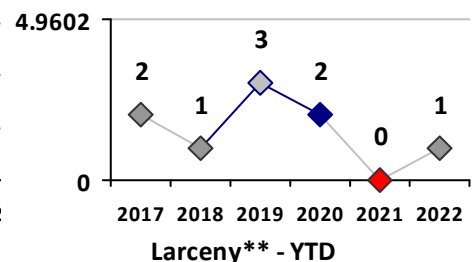
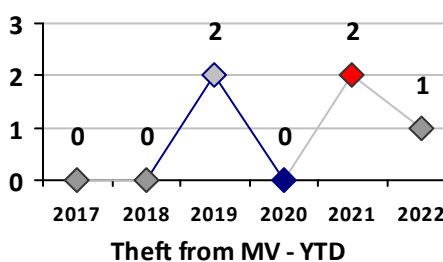
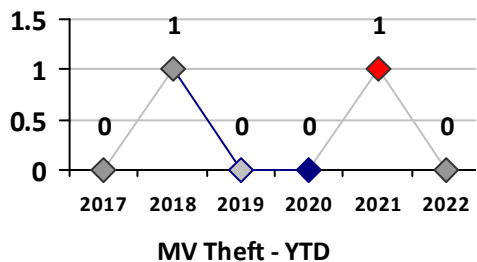
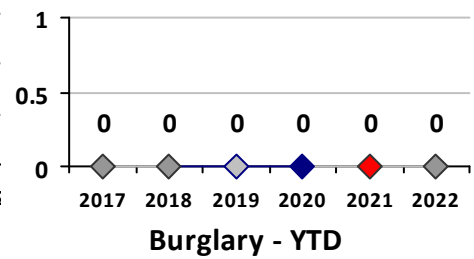
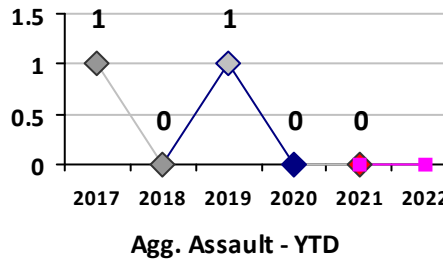
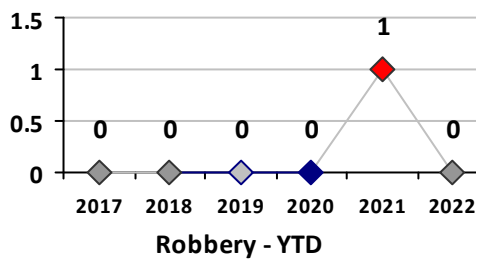
Through 1/2/2022
Week 52

District 1												
4 Week Trend 12/6/2021 - 1/2/2022					Past 28 Days 12/6/2021 - 1/2/2022			Year to Date January 1 - January 2 2022				

Violent Crime	Current Week	Last Week	Wk 50	Wk 49	Past 28 Days	Past 28 Days LY	Chg.	Current Year	Last Year	Chg.	Wght. 5yr Avg	Chg.
Homicide	0	0	0	0	0	0	--	0	0	0%	0	--
Sex Offenses, Forcible*	0	0	0	0	0	0	--	0	0	0%	0	--
Robbery Other	0	2	0	1	3	4	-25%	0	1	-100%	0	--
Robbery W Firearm	0	0	0	0	0	0	--	0	0	0%	0	--
Agg. Assault	0	1	1	1	3	0	--	0	0	0%	0	--
Agg. Assault W Firearm	0	0	0	0	0	0	--	0	0	0%	0	--
Total	0	3	1	2	6	4	50%	0	1	100%	0	0%

Property Crime	Current Week	Last Week	Wk 50	Wk 49	Past 28 Days	Past 28 Days LY	Chg.	Current Year	Last Year	Chg.	Wght. 5yr Avg	Chg.
Burglary	0	0	0	0	0	3	--	0	0	0%	0	--
MV Theft	1	0	2	0	3	3	0%	0	1	-100%	0	--
Larceny from MV	2	5	6	0	13	9	44%	1	2	-50%	1	0%
Larceny**	2	8	10	7	27	12	125%	1	0	100%	3	-67%
Total	5	13	18	7	43	27	59%	2	3	-33%	4	-50%


Other Crime	Current Week	Last Week	Wk 50	Wk 49	Past 28 Days	Past 28 Days LY	Chg.	Current Year	Last Year	Chg.	Wght. 5yr Avg	Chg.
Assault Other	5	2	4	3	14	6	133%	0	2	-100%	1	--
Vandalism	4	8	6	1	19	5	280%	1	1	0%	1	0%
Drug Offenses	0	0	0	0	0	2	--	0	0	0%	0	--
Weapons Offenses	1	0	0	1	2	0	--	1	0	100%	0	--
Liquor Law Violations	0	0	0	1	1	0	--	0	0	0%	0	--
Total	10	10	10	6	36	13	177%	2	3	-33%	2	0%



Figures are preliminary and subject to further analysis and revision

* Sex Offenses, Forcible includes forcible rape, forcible sodomy, forcible fondling, sexual assault with an object

** Larceny includes shoplifting, pickpocket, pursesnatch, from building, bicycles, motor vehicle parts or accessories, and other.



Part I Crime - Comparison Report
Providence Police Department

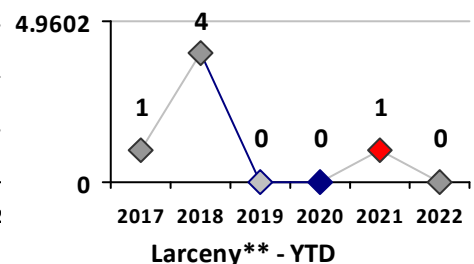
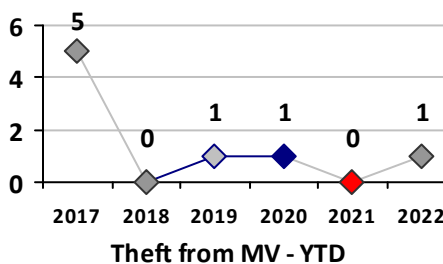
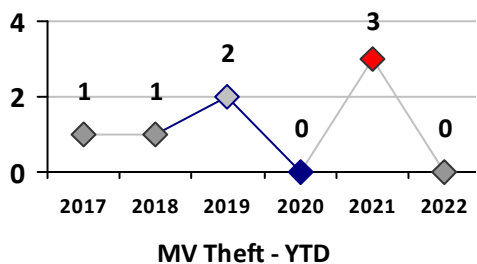
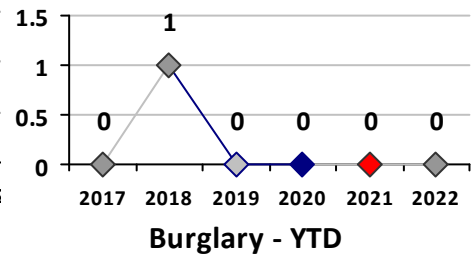
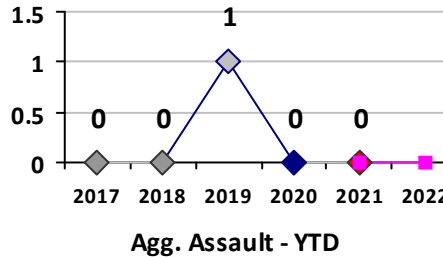
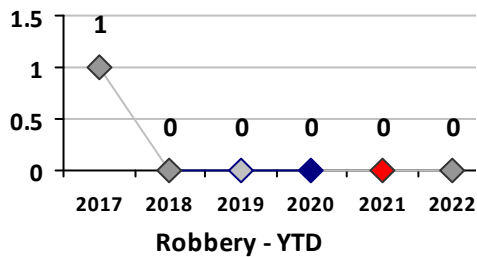
Through 1/2/2022
Week 52

District 2											
4 Week Trend 12/6/2021 - 1/2/2022				Past 28 Days 12/6/2021 - 1/2/2022				Year to Date January 1 - January 2 2022			

Violent Crime	Current Week	Last Week	Wk 50	Wk 49	Past 28 Days	Past 28 Days LY	Chg.	Current Year	Last Year	Chg.	Wght. 5yr Avg	Chg.
Homicide	0	0	0	0	0	1	--	0	0	0%	0	--
Sex Offenses, Forcible*	0	0	0	0	0	1	--	0	0	0%	0	--
Robbery Other	0	0	1	0	1	0	--	0	0	0%	0	--
Robbery W Firearm	0	0	0	0	0	0	--	0	0	0%	0	--
Agg. Assault	1	1	1	1	4	6	-33%	0	1	-100%	1	--
Agg. Assault W Firearm	0	1	0	1	2	2	0%	0	0	0%	0	--
Total	1	2	2	2	7	10	-30%	0	1	100%	0	0%

Property Crime	Current Week	Last Week	Wk 50	Wk 49	Past 28 Days	Past 28 Days LY	Chg.	Current Year	Last Year	Chg.	Wght. 5yr Avg	Chg.
Burglary	1	1	1	0	3	6	-50%	0	0	0%	0	--
MV Theft	0	4	0	2	6	10	-40%	0	3	-100%	2	--
Larceny from MV	1	4	1	0	6	9	-33%	1	1	0%	1	0%
Larceny**	2	3	1	1	7	17	-59%	0	1	-100%	2	--
Total	4	12	3	3	22	42	-48%	1	5	-80%	5	-80%


Other Crime	Current Week	Last Week	Wk 50	Wk 49	Past 28 Days	Past 28 Days LY	Chg.	Current Year	Last Year	Chg.	Wght. 5yr Avg	Chg.
Assault Other	5	3	3	4	15	15	0%	2	2	0%	2	0%
Vandalism	0	4	0	1	5	18	-72%	0	1	-100%	2	--
Drug Offenses	1	1	0	2	4	0	--	0	0	0%	2	--
Weapons Offenses	5	2	1	3	11	5	120%	0	0	0%	0	--
Liquor Law Violations	0	0	0	0	0	0	--	0	0	0%	0	--
Total	11	10	4	10	35	38	-8%	2	3	-33%	5	-60%



Figures are preliminary and subject to further analysis and revision

* Sex Offenses, Forcible includes forcible rape, forcible sodomy, forcible fondling, sexual assault with an object

** Larceny includes shoplifting, pickpocket, pursesnatch, from building, bicycles, motor vehicle parts or accessories, and other.



Part I Crime - Comparison Report
Providence Police Department

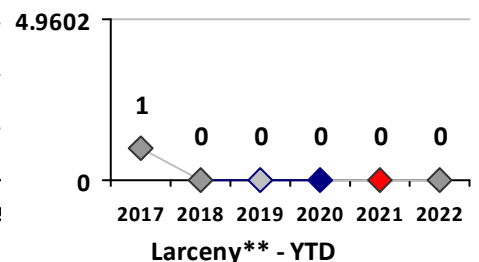
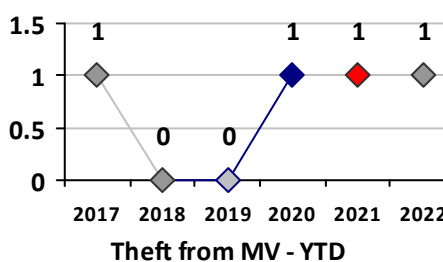
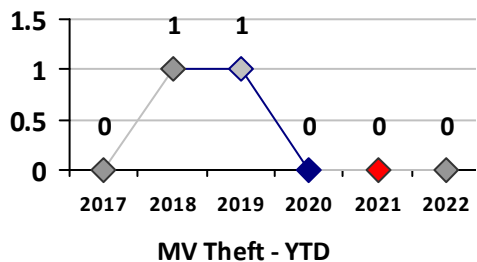
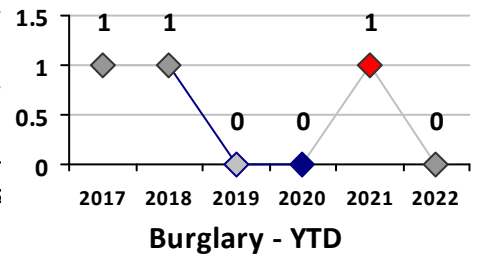
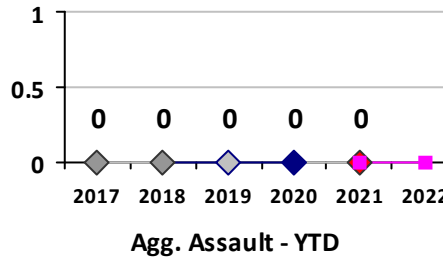
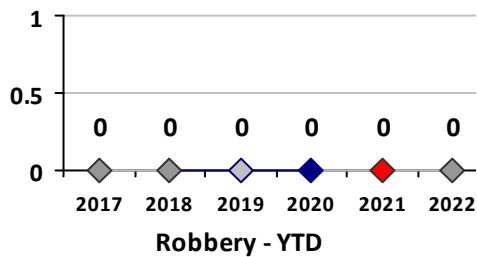
Through 1/2/2022
Week 52

District 3												
4 Week Trend 12/6/2021 - 1/2/2022					Past 28 Days 12/6/2021 - 1/2/2022			Year to Date January 1 - January 2 2022				

Violent Crime	Current Week	Last Week	Wk 50	Wk 49	Past 28 Days	Past 28 Days LY	Chg.	Current Year	Last Year	Chg.	Wght. 5yr Avg	Chg.
Homicide	0	0	0	0	0	0	--	0	0	0%	0	--
Sex Offenses, Forcible*	0	0	0	0	0	0	--	0	0	0%	0	--
Robbery Other	0	0	0	0	0	0	--	0	0	0%	0	--
Robbery W Firearm	0	0	0	0	0	0	--	0	0	0%	0	--
Agg. Assault	0	0	1	0	1	1	0%	0	0	0%	0	--
Agg. Assault W Firearm	1	0	0	0	1	0	--	0	0	0%	0	--
Total	1	0	1	0	2	1	100%	0	0	0%	0	0%

Property Crime	Current Week	Last Week	Wk 50	Wk 49	Past 28 Days	Past 28 Days LY	Chg.	Current Year	Last Year	Chg.	Wght. 5yr Avg	Chg.
Burglary	1	0	0	0	1	6	-83%	0	1	-100%	1	--
MV Theft	1	0	0	0	1	3	-67%	0	0	0%	1	--
Larceny from MV	6	3	4	3	16	8	100%	1	2	-50%	1	0%
Larceny**	1	0	1	5	7	6	17%	0	0	0%	0	--
Total	9	3	5	8	25	23	9%	1	3	-67%	2	-50%


Other Crime	Current Week	Last Week	Wk 50	Wk 49	Past 28 Days	Past 28 Days LY	Chg.	Current Year	Last Year	Chg.	Wght. 5yr Avg	Chg.
Assault Other	2	2	0	5	9	10	-10%	1	1	0%	1	0%
Vandalism	3	7	0	1	11	12	-8%	0	1	-100%	1	--
Drug Offenses	0	0	0	0	0	0	--	0	0	0%	0	--
Weapons Offenses	0	0	1	1	2	2	0%	0	0	0%	0	--
Liquor Law Violations	0	0	0	0	0	0	--	0	0	0%	0	--
Total	5	9	1	7	22	24	-8%	1	2	-50%	1	0%



Figures are preliminary and subject to further analysis and revision

* Sex Offenses, Forcible includes forcible rape, forcible sodomy, forcible fondling, sexual assault with an object

** Larceny includes shoplifting, pickpocket, pursesnatch, from building, bicycles, motor vehicle parts or accessories, and other.



Part I Crime - Comparison Report
Providence Police Department

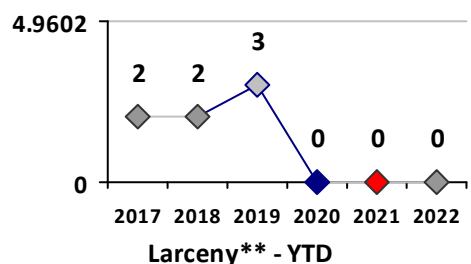
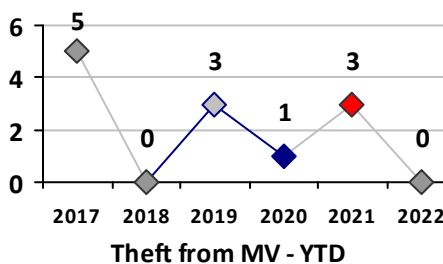
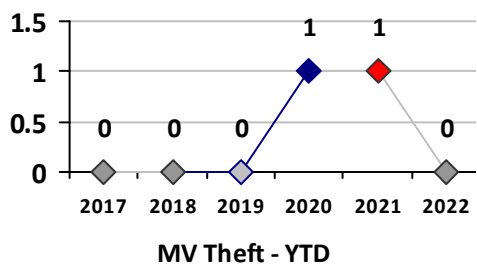
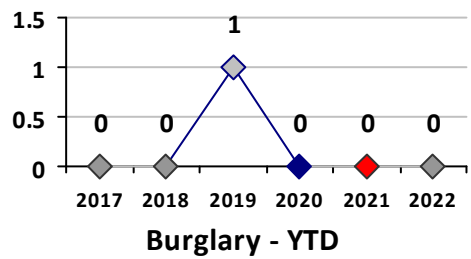
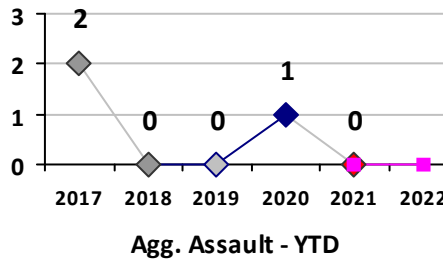
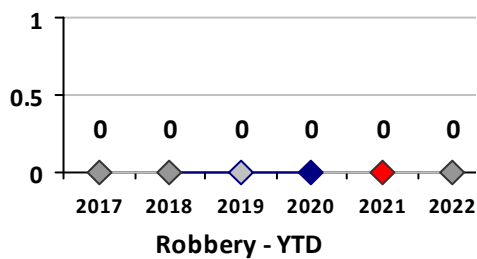
Through 1/2/2022
Week 52

District 4												
4 Week Trend 12/6/2021 - 1/2/2022					Past 28 Days 12/6/2021 - 1/2/2022			Year to Date January 1 - January 2 2022				

Violent Crime	Current Week	Last Week	Wk 50	Wk 49	Past 28 Days	Past 28 Days LY	Chg.	Current Year	Last Year	Chg.	Wght. 5yr Avg	Chg.
Homicide	0	0	0	0	0	0	--	0	0	0%	0	--
Sex Offenses, Forcible*	0	0	0	1	1	3	-67%	0	0	0%	0	--
Robbery Other	0	0	0	2	2	0	--	0	0	0%	0	--
Robbery W Firearm	0	0	0	0	0	0	--	0	0	0%	0	--
Agg. Assault	1	2	0	1	4	6	-33%	0	0	0%	0	--
Agg. Assault W Firearm	0	0	0	0	0	1	--	0	0	0%	0	--
Total	1	2	0	4	7	10	-30%	0	0	0%	0	0%

Property Crime	Current Week	Last Week	Wk 50	Wk 49	Past 28 Days	Past 28 Days LY	Chg.	Current Year	Last Year	Chg.	Wght. 5yr Avg	Chg.
Burglary	2	2	1	0	5	9	-44%	0	0	0%	0	--
MV Theft	2	0	3	0	5	17	-71%	0	1	-100%	1	--
Larceny from MV	2	6	4	2	14	24	-42%	0	4	-100%	4	--
Larceny**	4	6	6	3	19	13	46%	0	2	-100%	2	--
Total	10	14	14	5	43	63	-32%	0	7	700%	6	600%


Other Crime	Current Week	Last Week	Wk 50	Wk 49	Past 28 Days	Past 28 Days LY	Chg.	Current Year	Last Year	Chg.	Wght. 5yr Avg	Chg.
Assault Other	4	3	1	7	15	16	-6%	1	3	-67%	4	-75%
Vandalism	9	5	11	3	28	15	87%	1	1	0%	2	-50%
Drug Offenses	3	2	3	1	9	0	--	0	0	0%	2	--
Weapons Offenses	1	0	2	1	4	0	--	0	0	0%	0	--
Liquor Law Violations	0	0	0	0	0	0	--	0	0	0%	0	--
Total	17	10	17	12	56	31	81%	2	4	-50%	7	-71%



Figures are preliminary and subject to further analysis and revision

* Sex Offenses, Forcible includes forcible rape, forcible sodomy, forcible fondling, sexual assault with an object

** Larceny includes shoplifting, pickpocket, pursesnatch, from building, bicycles, motor vehicle parts or accessories, and other.



Part I Crime - Comparison Report
Providence Police Department

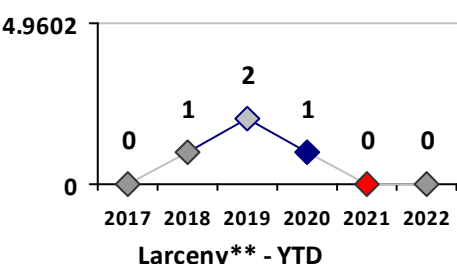
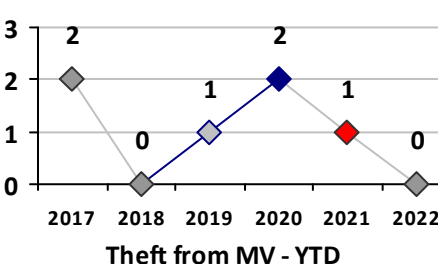
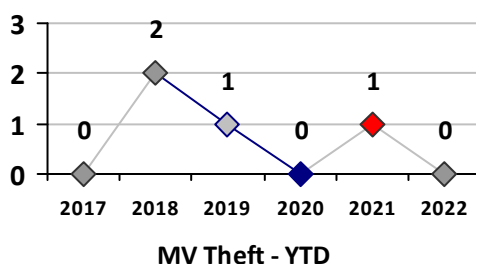
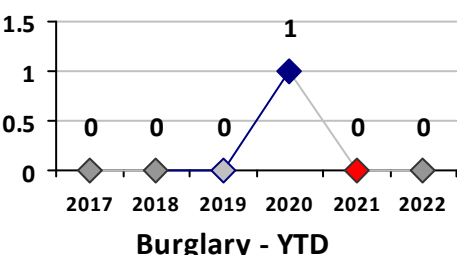
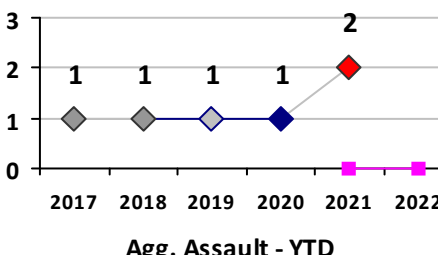
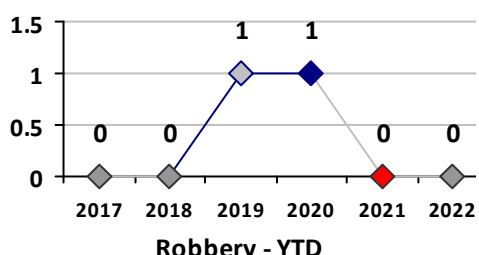
Through 1/2/2022
Week 52

District 5												
4 Week Trend 12/6/2021 - 1/2/2022					Past 28 Days 12/6/2021 - 1/2/2022			Year to Date January 1 - January 2 2022				

Violent Crime	Current Week	Last Week	Wk 50	Wk 49	Past 28 Days	Past 28 Days LY	Chg.	Current Year	Last Year	Chg.	Wght. 5yr Avg	Chg.
Homicide	0	0	0	0	0	0	--	0	0	0%	0	--
Sex Offenses, Forcible*	1	0	1	0	2	3	-33%	1	0	100%	0	--
Robbery Other	0	0	1	0	1	3	-67%	0	0	0%	1	--
Robbery W Firearm	0	0	0	0	0	2	--	0	0	0%	0	--
Agg. Assault	0	0	1	2	3	5	-40%	0	2	-100%	2	--
Agg. Assault W Firearm	1	1	0	0	2	2	0%	0	0	0%	0	--
Total	2	1	3	2	8	15	-47%	1	2	-50%	2	-50%

Property Crime	Current Week	Last Week	Wk 50	Wk 49	Past 28 Days	Past 28 Days LY	Chg.	Current Year	Last Year	Chg.	Wght. 5yr Avg	Chg.
Burglary	1	0	1	2	4	9	-56%	0	0	0%	0	--
MV Theft	1	4	0	4	9	10	-10%	0	2	-100%	2	--
Larceny from MV	1	4	0	1	6	4	50%	0	1	-100%	2	--
Larceny**	3	2	4	6	15	16	-6%	0	0	0%	1	--
Total	6	10	5	13	34	39	-13%	0	3	300%	5	500%


Other Crime	Current Week	Last Week	Wk 50	Wk 49	Past 28 Days	Past 28 Days LY	Chg.	Current Year	Last Year	Chg.	Wght. 5yr Avg	Chg.
Assault Other	4	2	2	7	15	18	-17%	0	1	-100%	3	--
Vandalism	2	9	3	2	16	11	45%	0	1	-100%	2	--
Drug Offenses	0	3	2	0	5	2	150%	0	0	0%	1	--
Weapons Offenses	1	5	0	0	6	1	500%	0	1	-100%	1	--
Liquor Law Violations	0	0	0	0	0	0	--	0	0	0%	0	--
Total	7	19	7	9	42	32	31%	0	3	300%	6	600%



Figures are preliminary and subject to further analysis and revision

* Sex Offenses, Forcible includes forcible rape, forcible sodomy, forcible fondling, sexual assault with an object

** Larceny includes shoplifting, pickpocket, pursesnatch, from building, bicycles, motor vehicle parts or accessories, and other.



Part I Crime - Comparison Report
Providence Police Department

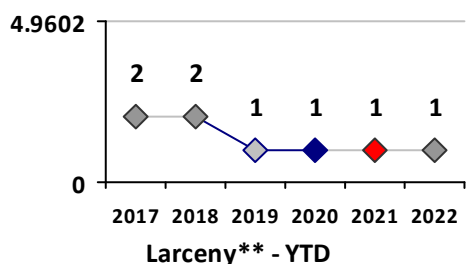
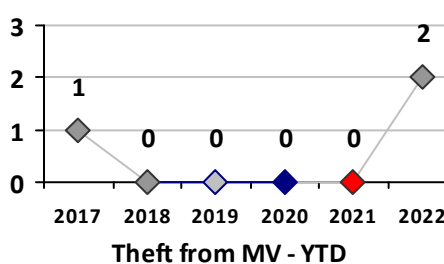
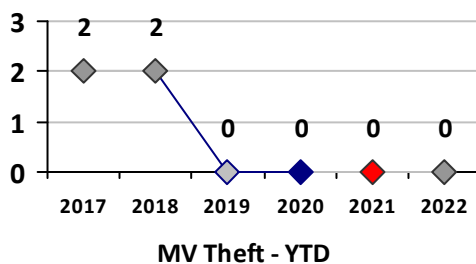
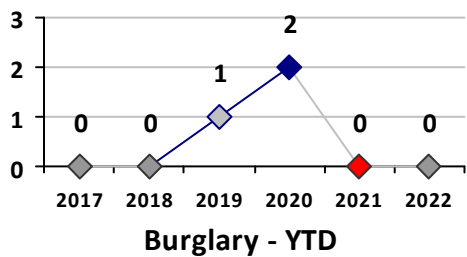
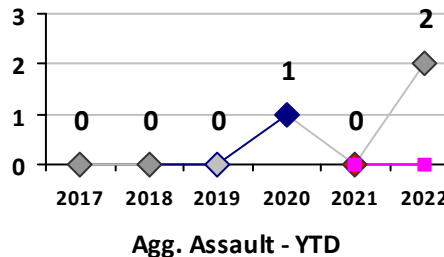
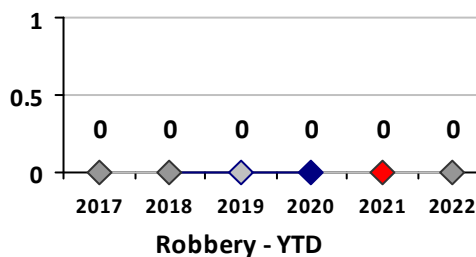
Through 1/2/2022
Week 52

District 6												
4 Week Trend 12/6/2021 - 1/2/2022					Past 28 Days 12/6/2021 - 1/2/2022			Year to Date January 1 - January 2 2022				

Violent Crime	Current Week	Last Week	Wk 50	Wk 49	Past 28 Days	Past 28 Days LY	Chg.	Current Year	Last Year	Chg.	Wght. 5yr Avg	Chg.
Homicide	0	0	0	0	0	0	--	0	0	0%	0	--
Sex Offenses, Forcible*	0	0	0	0	0	0	--	0	0	0%	0	--
Robbery Other	0	0	0	0	0	1	--	0	0	0%	0	--
Robbery W Firearm	0	0	0	0	0	0	--	0	0	0%	0	--
Agg. Assault	2	4	2	1	9	4	125%	2	0	200%	0	--
Agg. Assault W Firearm	0	0	0	0	0	3	--	0	0	0%	0	--
Total	2	4	2	1	9	8	13%	2	0	200%	0	200%

Property Crime	Current Week	Last Week	Wk 50	Wk 49	Past 28 Days	Past 28 Days LY	Chg.	Current Year	Last Year	Chg.	Wght. 5yr Avg	Chg.
Burglary	1	0	0	0	1	7	-86%	0	0	0%	1	--
MV Theft	1	1	0	3	5	11	-55%	0	1	-100%	1	--
Larceny from MV	4	2	2	0	8	11	-27%	2	1	100%	0	--
Larceny**	2	2	8	4	16	26	-38%	1	1	0%	2	-50%
Total	8	5	10	7	30	55	-45%	3	3	0%	3	0%


Other Crime	Current Week	Last Week	Wk 50	Wk 49	Past 28 Days	Past 28 Days LY	Chg.	Current Year	Last Year	Chg.	Wght. 5yr Avg	Chg.
Assault Other	5	4	6	3	18	11	64%	3	1	200%	1	200%
Vandalism	2	6	2	2	12	12	0%	1	0	100%	1	0%
Drug Offenses	1	2	2	1	6	0	--	1	0	100%	0	--
Weapons Offenses	1	6	1	1	9	0	--	0	0	0%	0	--
Liquor Law Violations	0	0	0	0	0	0	--	0	0	0%	0	--
Total	9	18	11	7	45	23	96%	5	1	400%	2	150%



Figures are preliminary and subject to further analysis and revision

* Sex Offenses, Forcible includes forcible rape, forcible sodomy, forcible fondling, sexual assault with an object

** Larceny includes shoplifting, pickpocket, pursesnatch, from building, bicycles, motor vehicle parts or accessories, and other.



Part I Crime - Comparison Report
Providence Police Department

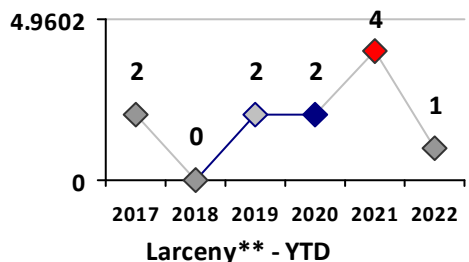
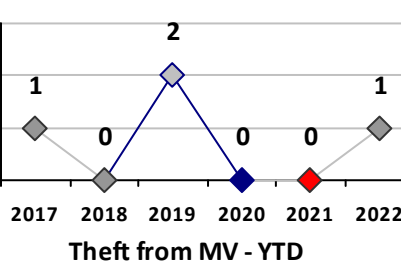
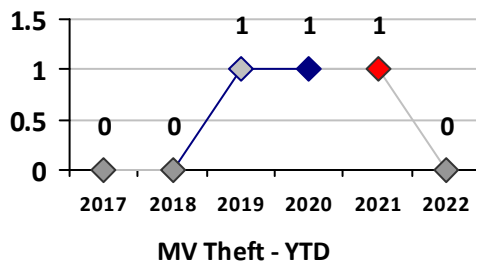
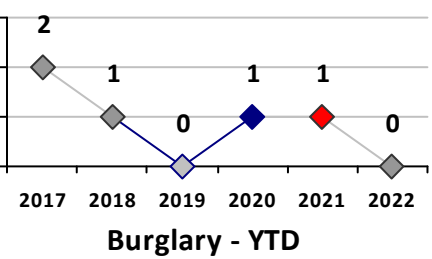
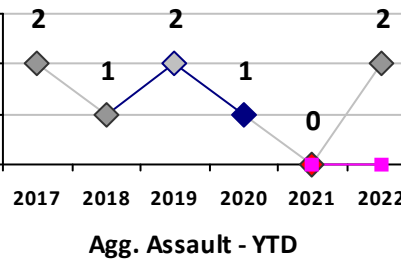
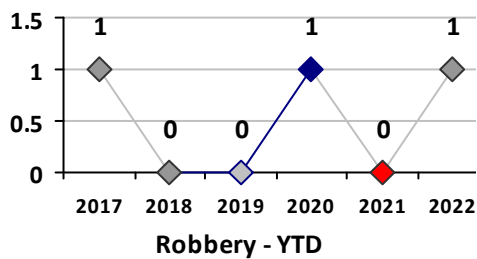
Through 1/2/2022
Week 52

District 7												
4 Week Trend 12/6/2021 - 1/2/2022				Past 28 Days 12/6/2021 - 1/2/2022				Year to Date January 1 - January 2 2022				

Violent Crime	Current Week	Last Week	Wk 50	Wk 49	Past 28 Days	Past 28 Days LY	Chg.	Current Year	Last Year	Chg.	Wght. 5yr Avg	Chg.
Homicide	0	0	0	1	1	0	--	0	0	0%	0	--
Sex Offenses, Forcible*	0	0	0	0	0	1	--	0	0	0%	0	--
Robbery Other	1	2	0	0	3	1	200%	1	0	100%	0	--
Robbery W Firearm	0	0	1	0	1	1	0%	0	0	0%	0	--
Agg. Assault	3	1	3	0	7	6	17%	2	0	200%	1	100%
Agg. Assault W Firearm	2	1	1	0	4	2	100%	0	0	0%	0	--
Total	6	4	5	1	16	11	45%	3	0	300%	1	200%

Property Crime	Current Week	Last Week	Wk 50	Wk 49	Past 28 Days	Past 28 Days LY	Chg.	Current Year	Last Year	Chg.	Wght. 5yr Avg	Chg.
Burglary	3	2	1	3	9	6	50%	0	1	-100%	1	--
MV Theft	2	3	1	3	9	11	-18%	0	1	-100%	1	--
Larceny from MV	5	5	11	4	25	10	150%	1	0	100%	1	0%
Larceny**	6	4	11	11	32	33	-3%	1	4	-75%	3	-67%
Total	16	14	24	21	75	60	25%	2	6	-67%	6	-67%


Other Crime	Current Week	Last Week	Wk 50	Wk 49	Past 28 Days	Past 28 Days LY	Chg.	Current Year	Last Year	Chg.	Wght. 5yr Avg	Chg.
Assault Other	4	8	9	9	30	14	114%	2	1	100%	3	-33%
Vandalism	2	9	6	7	24	25	-4%	2	3	-33%	4	-50%
Drug Offenses	0	0	0	1	1	0	--	0	0	0%	2	--
Weapons Offenses	4	1	1	1	7	0	--	0	0	0%	0	--
Liquor Law Violations	0	0	0	0	0	0	--	0	0	0%	0	--
Total	10	18	16	18	62	39	59%	4	4	0%	9	-56%



Figures are preliminary and subject to further analysis and revision

* Sex Offenses, Forcible includes forcible rape, forcible sodomy, forcible fondling, sexual assault with an object

** Larceny includes shoplifting, pickpocket, pursesnatch, from building, bicycles, motor vehicle parts or accessories, and other.



Part I Crime - Comparison Report
Providence Police Department

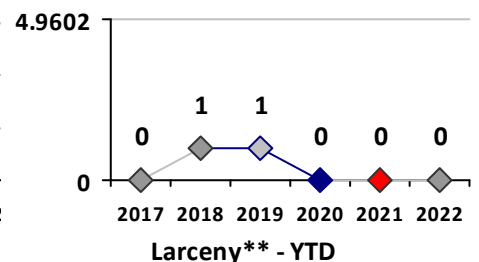
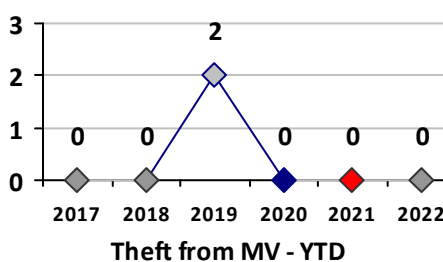
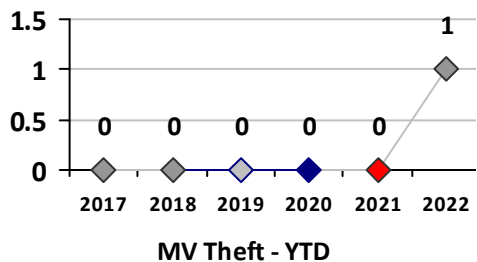
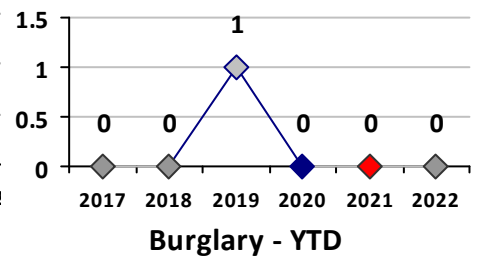
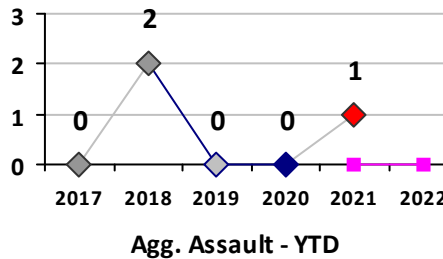
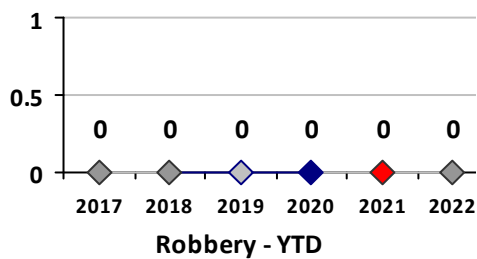
Through 1/2/2022
Week 52

District 8												
4 Week Trend 12/6/2021 - 1/2/2022					Past 28 Days 12/6/2021 - 1/2/2022			Year to Date January 1 - January 2 2022				

Violent Crime	Current Week	Last Week	Wk 50	Wk 49	Past 28 Days	Past 28 Days LY	Chg.	Current Year	Last Year	Chg.	Wght. 5yr Avg	Chg.
Homicide	0	0	0	0	0	0	--	0	0	0%	0	--
Sex Offenses, Forcible*	0	0	0	0	0	0	--	0	0	0%	0	--
Robbery Other	0	0	0	0	0	0	--	0	0	0%	0	--
Robbery W Firearm	0	0	0	0	0	0	--	0	0	0%	0	--
Agg. Assault	0	0	0	0	0	4	--	0	1	-100%	1	--
Agg. Assault W Firearm	0	0	0	0	0	1	--	0	0	0%	0	--
Total	0	0	0	0	0	5	500%	0	1	100%	0	0%

Property Crime	Current Week	Last Week	Wk 50	Wk 49	Past 28 Days	Past 28 Days LY	Chg.	Current Year	Last Year	Chg.	Wght. 5yr Avg	Chg.
Burglary	0	0	1	0	1	1	0%	0	0	0%	0	--
MV Theft	2	2	1	0	5	2	150%	1	0	100%	0	--
Larceny from MV	1	2	4	0	7	6	17%	0	0	0%	0	--
Larceny**	1	1	3	4	9	8	13%	0	0	0%	1	--
Total	4	5	9	4	22	17	29%	1	0	100%	1	0%


Other Crime	Current Week	Last Week	Wk 50	Wk 49	Past 28 Days	Past 28 Days LY	Chg.	Current Year	Last Year	Chg.	Wght. 5yr Avg	Chg.
Assault Other	2	0	1	1	4	4	0%	0	0	0%	0	--
Vandalism	0	3	2	0	5	4	25%	0	1	-100%	1	--
Drug Offenses	0	0	0	0	0	0	--	0	0	0%	0	--
Weapons Offenses	0	0	0	0	0	1	--	0	1	-100%	0	--
Liquor Law Violations	0	0	0	0	0	0	--	0	0	0%	0	--
Total	2	3	3	1	9	9	0%	0	2	200%	2	200%



Figures are preliminary and subject to further analysis and revision

* Sex Offenses, Forcible includes forcible rape, forcible sodomy, forcible fondling, sexual assault with an object

** Larceny includes shoplifting, pickpocket, pursesnatch, from building, bicycles, motor vehicle parts or accessories, and other.



Part I Crime - Comparison Report
Providence Police Department

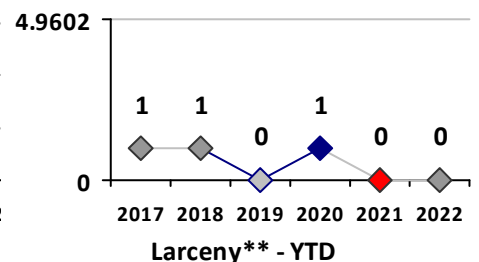
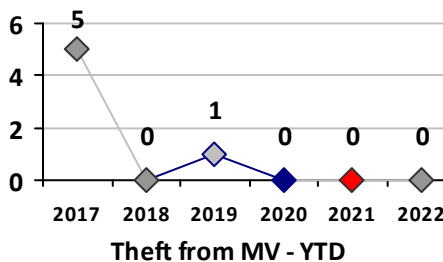
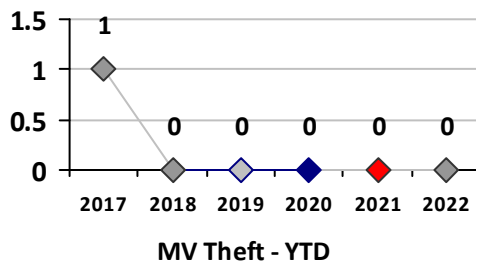
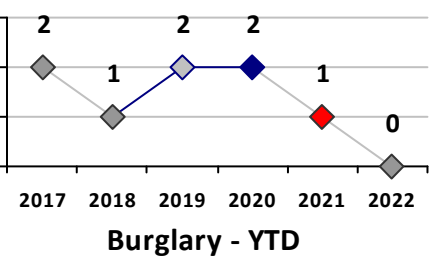
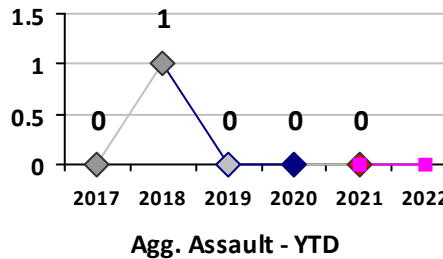
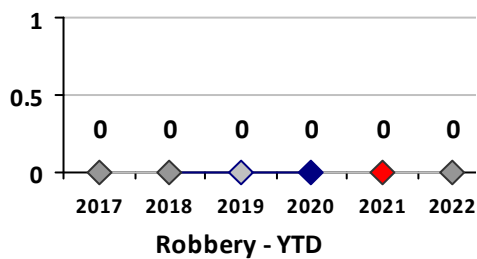
Through 1/2/2022
Week 52

District 9												
4 Week Trend 12/6/2021 - 1/2/2022					Past 28 Days 12/6/2021 - 1/2/2022			Year to Date January 1 - January 2 2022				

<i>Violent Crime</i>	Current Week	Last Week	Wk 50	Wk 49	Past 28 Days	Past 28 Days LY	Chg.	Current Year	Last Year	Chg.	Wght. 5yr Avg	Chg.
Homicide	0	0	0	0	0	0	--	0	0	0%	0	--
Sex Offenses, Forcible*	0	2	0	0	2	0	--	0	0	0%	0	--
Robbery Other	0	0	0	0	0	1	--	0	0	0%	0	--
Robbery W Firearm	0	0	0	0	0	0	--	0	0	0%	0	--
Agg. Assault	0	0	0	0	0	0	--	0	0	0%	0	--
Agg. Assault W Firearm	0	0	0	0	0	0	--	0	0	0%	0	--
Total	0	2	0	0	2	1	100%	0	0	0%	0	0%

<i>Property Crime</i>	Current Week	Last Week	Wk 50	Wk 49	Past 28 Days	Past 28 Days LY	Chg.	Current Year	Last Year	Chg.	Wght. 5yr Avg	Chg.
Burglary	1	2	6	3	12	5	140%	0	1	-100%	2	--
MV Theft	0	1	1	2	4	1	300%	0	0	0%	0	--
Larceny from MV	1	5	3	0	9	12	-25%	0	0	0%	1	--
Larceny**	0	2	5	3	10	10	0%	0	1	-100%	1	--
Total	2	10	15	8	35	28	25%	0	2	200%	4	400%

<i>Other Crime</i>	Current Week	Last Week	Wk 50	Wk 49	Past 28 Days	Past 28 Days LY	Chg.	Current Year	Last Year	Chg.	Wght. 5yr Avg	Chg.
Assault Other	0	0	0	0	0	5	--	0	0	0%	0	--
Vandalism	2	3	2	1	8	7	14%	0	0	0%	0	--
Drug Offenses	0	2	0	0	2	0	--	0	0	0%	0	--
Weapons Offenses	0	0	1	0	1	0	--	0	0	0%	0	--
Liquor Law Violations	0	0	0	0	0	0	--	0	0	0%	0	--
Total	2	5	3	1	11	12	-8%	0	0	0%	0	0%



Figures are preliminary and subject to further analysis and revision

* Sex Offenses, Forcible includes forcible rape, forcible sodomy, forcible fondling, sexual assault with an object

** Larceny includes shoplifting, pickpocket, pursesnatch, from building, bicycles, motor vehicle parts or accessories, and other.