



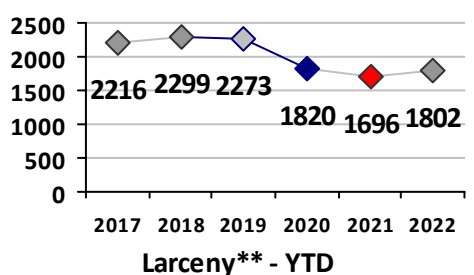
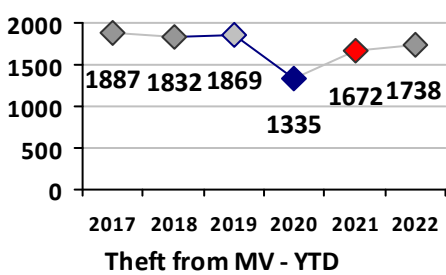
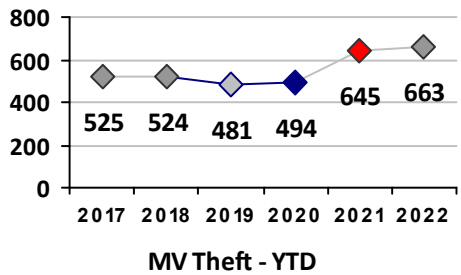
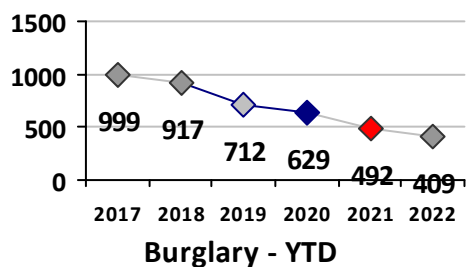
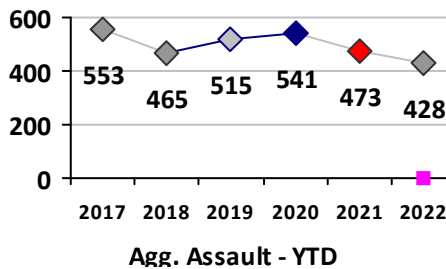
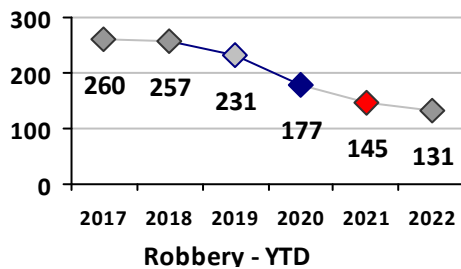
# Part I Crime - Comparison Report

Providence Police Department

Through 11/27/2022  
Week 47

## Citywide

	4 Week Trend 10/31/2022 - 11/27/2022				Past 28 Days 10/31/2022 - 11/27/2022			Year to Date January 1 - November 27				
	Current Week	Last Week	Wk 45	Wk 44	Past 28 Days	Past 28 Days LY	Chg.	Current Year	Last Year	Chg.	Wght. 5yr Avg	Chg.
<b>Violent Crime</b>												
Homicide	1	1	0	0	2	1	100%	8	22	-64%	16	-50%
Sex Offenses, Forcible*	1	1	1	2	5	15	-67%	147	154	-5%	171	-14%
Robbery W Firearm	2	1	1	2	6	6	0%	33	42	-21%	56	-41%
Robbery Other	2	3	2	2	9	13	-31%	98	104	-6%	138	-29%
Agg. Assault W Firearm	1	4	2	3	10	12	-17%	87	124	-30%	116	-25%
Agg. Assault	4	2	5	4	15	21	-29%	341	349	-2%	389	-12%
<b>Total</b>	<b>11</b>	<b>12</b>	<b>11</b>	<b>13</b>	<b>47</b>	<b>68</b>	<b>-31%</b>	<b>714</b>	<b>795</b>	<b>-10%</b>	<b>886</b>	<b>-19%</b>
<b>Property Crime</b>												
Burglary	11	7	5	3	26	42	-38%	409	493	-17%	665	-38%
MV Theft	13	20	6	21	60	49	22%	663	648	2%	550	21%
Larceny from MV	20	36	23	23	102	198	-48%	1738	1677	4%	1664	4%
Larceny**	14	43	26	38	121	149	-19%	1802	1699	6%	1968	-8%
<b>Total</b>	<b>58</b>	<b>106</b>	<b>60</b>	<b>85</b>	<b>309</b>	<b>438</b>	<b>-29%</b>	<b>4612</b>	<b>4517</b>	<b>2%</b>	<b>4846</b>	<b>-5%</b>
<b>Other Crime</b>												
Assault Other	22	32	36	44	134	161	-17%	1800	1630	10%	1785	1%
Vandalism	24	45	30	40	139	180	-23%	1880	1758	7%	1830	3%
Weapons Offenses	8	2	5	8	23	43	-47%	417	364	15%	325	28%
Drug Offenses	10	4	16	9	39	45	-13%	483	342	41%	538	-10%
Liquor Law Violations	0	1	0	0	1	3	-67%	21	29	-28%	42	-50%
<b>Total</b>	<b>64</b>	<b>84</b>	<b>87</b>	<b>101</b>	<b>336</b>	<b>432</b>	<b>-22%</b>	<b>4601</b>	<b>4123</b>	<b>12%</b>	<b>4520</b>	<b>2%</b>



Figures are preliminary and subject to further analysis and revision

\* Sex Offenses, Forcible includes forcible rape, forcible sodomy, forcible fondling, sexual assault with an object

\*\* Larceny includes shoplifting, pickpocket, pursesnatch, from building, bicycles, motor vehicle parts or accessories, and other.



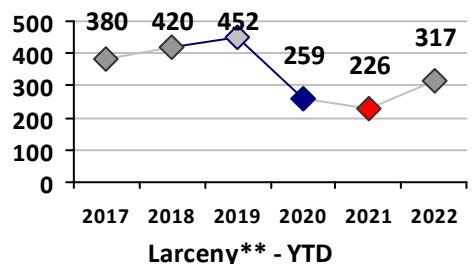
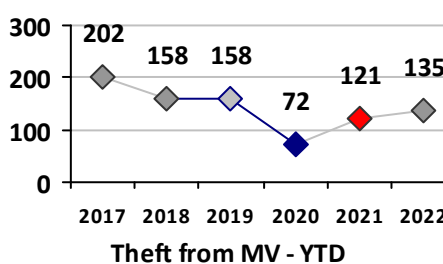
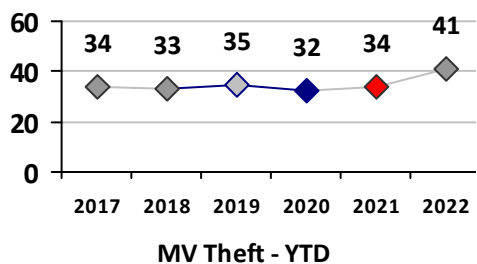
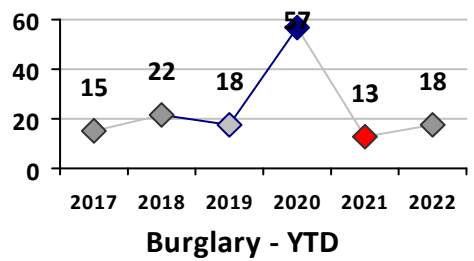
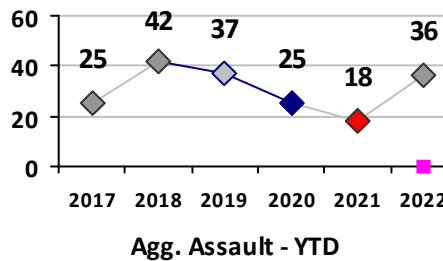
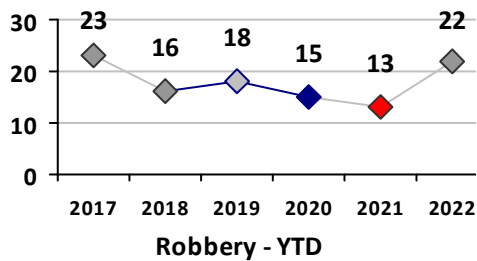
# Part I Crime - Comparison Report

## Providence Police Department

Through 11/27/2022  
Week 47

### District 1

	4 Week Trend 10/31/2022 - 11/27/2022				Past 28 Days 10/31/2022 - 11/27/2022			Year to Date January 1 - November 27				
	Current Week	Last Week	Wk 45	Wk 44	Past 28 Days	Past 28 Days LY	Chg.	Current Year	Last Year	Chg.	Wght. 5yr Avg	Chg.
<b>Violent Crime</b>												
Homicide	0	0	0	0	0	0	--	0	0	0%	0	--
Sex Offenses, Forcible*	0	1	1	1	3	0	--	15	13	15%	13	15%
Robbery Other	0	0	1	1	2	3	-33%	21	10	110%	14	50%
Robbery W Firearm	0	0	0	0	0	0	--	1	3	-67%	2	-50%
Agg. Assault	0	0	0	0	0	0	--	35	18	94%	26	35%
Agg. Assault W Firearm	0	0	0	0	0	0	--	1	0	100%	1	0%
<b>Total</b>	<b>0</b>	<b>1</b>	<b>2</b>	<b>2</b>	<b>5</b>	<b>3</b>	<b>67%</b>	<b>73</b>	<b>44</b>	<b>66%</b>	<b>56</b>	<b>30%</b>
<b>Property Crime</b>												
Burglary	1	0	0	1	2	1	100%	18	13	38%	27	-33%
MV Theft	1	2	0	0	3	2	50%	41	36	14%	34	21%
Larceny from MV	4	3	3	4	14	15	-7%	135	122	11%	126	7%
Larceny**	4	13	5	10	32	33	-3%	317	227	40%	317	0%
<b>Total</b>	<b>10</b>	<b>18</b>	<b>8</b>	<b>15</b>	<b>51</b>	<b>51</b>	<b>0%</b>	<b>511</b>	<b>398</b>	<b>28%</b>	<b>504</b>	<b>1%</b>
<b>Other Crime</b>												
Assault Other	2	3	4	6	15	10	50%	166	126	32%	147	13%
Vandalism	6	1	1	4	12	9	33%	184	119	55%	129	43%
Drug Offenses	1	0	1	1	3	2	50%	40	38	5%	41	-2%
Weapons Offenses	1	0	1	1	3	2	50%	25	17	47%	17	47%
Liquor Law Violations	0	1	0	0	1	0	--	5	0	500%	3	67%
<b>Total</b>	<b>10</b>	<b>5</b>	<b>7</b>	<b>12</b>	<b>34</b>	<b>23</b>	<b>48%</b>	<b>420</b>	<b>300</b>	<b>40%</b>	<b>338</b>	<b>24%</b>



Figures are preliminary and subject to further analysis and revision

\* Sex Offenses, Forcible includes forcible rape, forcible sodomy, forcible fondling, sexual assault with an object

\*\* Larceny includes shoplifting, pickpocket, pursesnatch, from building, bicycles, motor vehicle parts or accessories, and other.



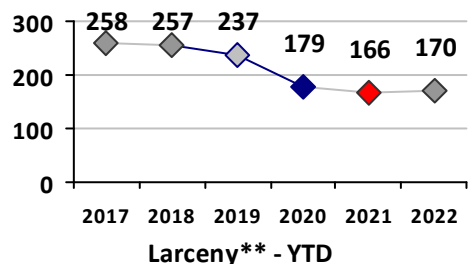
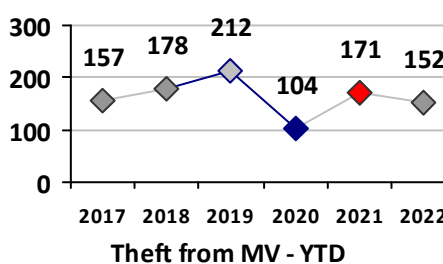
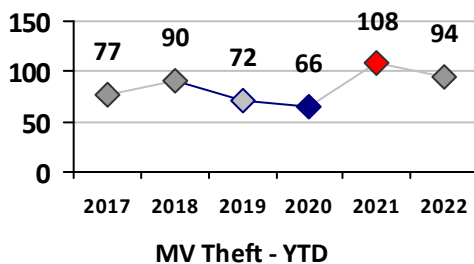
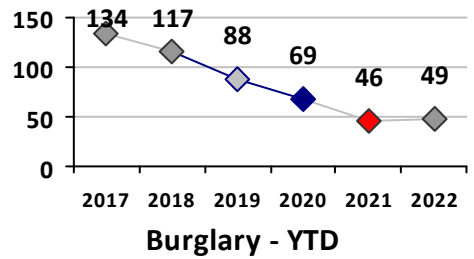
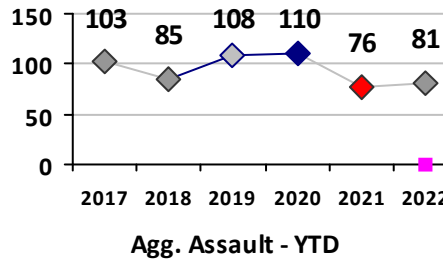
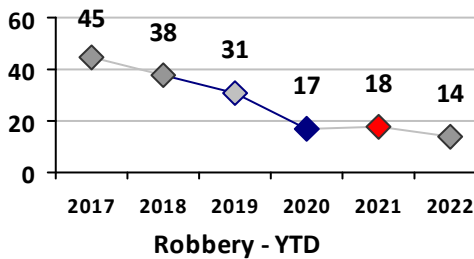
# Part I Crime - Comparison Report

## Providence Police Department

Through 11/27/2022  
Week 47

### District 2

	4 Week Trend 10/31/2022 - 11/27/2022				Past 28 Days 10/31/2022 - 11/27/2022			Year to Date January 1 - November 27				
	Current Week	Last Week	Wk 45	Wk 44	Past 28 Days	Past 28 Days LY	Chg.	Current Year	Last Year	Chg.	Wght. 5yr Avg	Chg.
<b>Violent Crime</b>												
Homicide	0	0	0	0	0	0	--	2	6	-67%	3	-33%
Sex Offenses, Forcible*	0	0	0	0	0	6	--	24	23	4%	30	-20%
Robbery Other	0	0	0	1	1	3	-67%	9	12	-25%	18	-50%
Robbery W Firearm	0	0	0	0	0	1	--	5	7	-29%	8	-38%
Agg. Assault	0	1	1	2	4	7	-43%	61	51	20%	69	-12%
Agg. Assault W Firearm	1	1	0	0	2	1	100%	20	25	-20%	26	-23%
<b>Total</b>	<b>1</b>	<b>2</b>	<b>1</b>	<b>3</b>	<b>7</b>	<b>18</b>	<b>-61%</b>	<b>121</b>	<b>124</b>	<b>-2%</b>	<b>153</b>	<b>-21%</b>
<b>Property Crime</b>												
Burglary	1	0	0	0	1	2	-50%	49	46	7%	76	-36%
MV Theft	0	3	0	4	7	1	600%	94	108	-13%	85	11%
Larceny from MV	0	3	2	1	6	16	-63%	152	172	-12%	162	-6%
Larceny**	0	3	2	3	8	17	-53%	170	167	2%	204	-17%
<b>Total</b>	<b>1</b>	<b>9</b>	<b>4</b>	<b>8</b>	<b>22</b>	<b>36</b>	<b>-39%</b>	<b>465</b>	<b>493</b>	<b>-6%</b>	<b>527</b>	<b>-12%</b>
<b>Other Crime</b>												
Assault Other	3	7	7	7	24	36	-33%	300	268	12%	298	1%
Vandalism	3	4	1	5	13	15	-13%	187	186	1%	218	-14%
Drug Offenses	0	0	1	3	4	13	-69%	76	54	41%	86	-12%
Weapons Offenses	2	1	0	0	3	9	-67%	125	52	140%	59	112%
Liquor Law Violations	0	0	0	0	0	0	--	0	1	-100%	1	--
<b>Total</b>	<b>8</b>	<b>12</b>	<b>9</b>	<b>15</b>	<b>44</b>	<b>73</b>	<b>-40%</b>	<b>688</b>	<b>561</b>	<b>23%</b>	<b>662</b>	<b>4%</b>



Figures are preliminary and subject to further analysis and revision

\* Sex Offenses, Forcible includes forcible rape, forcible sodomy, forcible fondling, sexual assault with an object

\*\* Larceny includes shoplifting, pickpocket, pursesnatch, from building, bicycles, motor vehicle parts or accessories, and other.



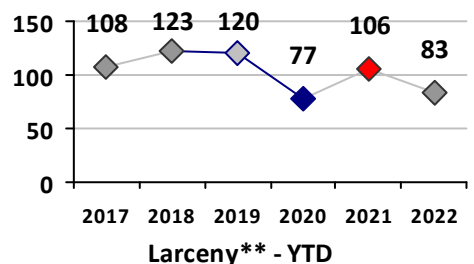
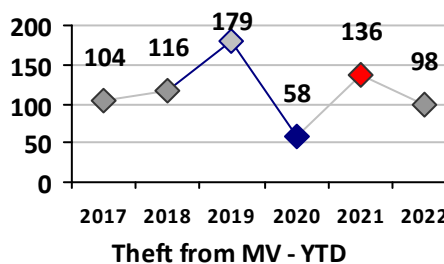
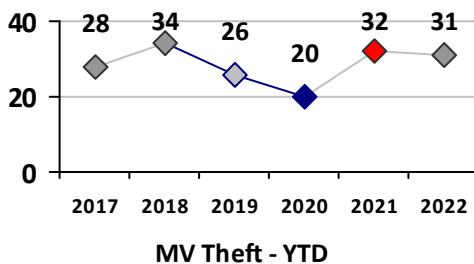
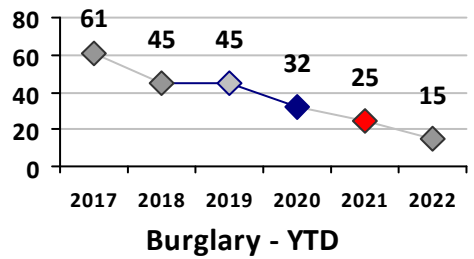
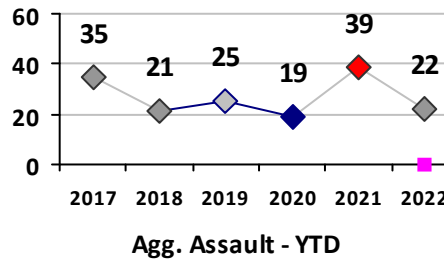
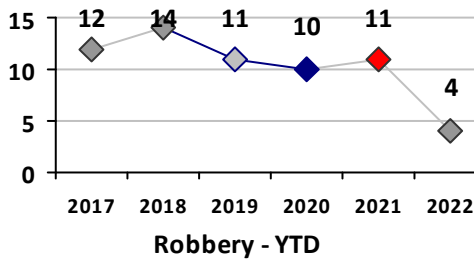
# Part I Crime - Comparison Report

## Providence Police Department

Through 11/27/2022  
Week 47

### District 3

	4 Week Trend 10/31/2022 - 11/27/2022				Past 28 Days 10/31/2022 - 11/27/2022			Year to Date January 1 - November 27				
	Current Week	Last Week	Wk 45	Wk 44	Past 28 Days	Past 28 Days LY	Chg.	Current Year	Last Year	Chg.	Wght. 5yr Avg	Chg.
<b>Violent Crime</b>												
Homicide	0	0	0	0	0	0	--	0	2	-100%	2	--
Sex Offenses, Forcible*	0	0	0	0	0	0	--	4	9	-56%	8	-50%
Robbery Other	0	0	0	0	0	1	--	3	7	-57%	6	-50%
Robbery W Firearm	0	0	0	0	0	0	--	1	4	-75%	5	-80%
Agg. Assault	0	0	0	0	0	0	--	19	21	-10%	17	12%
Agg. Assault W Firearm	0	0	0	1	1	1	0%	3	18	-83%	11	-73%
<b>Total</b>	<b>0</b>	<b>0</b>	<b>0</b>	<b>1</b>	<b>1</b>	<b>2</b>	<b>-50%</b>	<b>30</b>	<b>61</b>	<b>-51%</b>	<b>49</b>	<b>-39%</b>
<b>Property Crime</b>												
Burglary	0	0	0	0	0	0	--	15	25	-40%	36	-58%
MV Theft	1	1	0	3	5	2	150%	31	32	-3%	28	11%
Larceny from MV	0	2	1	1	4	9	-56%	98	137	-28%	119	-18%
Larceny**	2	1	1	3	7	5	40%	83	106	-22%	104	-20%
<b>Total</b>	<b>3</b>	<b>4</b>	<b>2</b>	<b>7</b>	<b>16</b>	<b>16</b>	<b>0%</b>	<b>227</b>	<b>300</b>	<b>-24%</b>	<b>286</b>	<b>-21%</b>
<b>Other Crime</b>												
Assault Other	0	3	0	2	5	4	25%	91	78	17%	98	-7%
Vandalism	1	3	1	4	9	10	-10%	108	132	-18%	118	-8%
Drug Offenses	1	0	0	0	1	2	-50%	27	13	108%	33	-18%
Weapons Offenses	0	0	0	0	0	6	--	23	29	-21%	20	15%
Liquor Law Violations	0	0	0	0	0	0	--	0	1	-100%	1	--
<b>Total</b>	<b>2</b>	<b>6</b>	<b>1</b>	<b>6</b>	<b>15</b>	<b>22</b>	<b>-32%</b>	<b>249</b>	<b>253</b>	<b>-2%</b>	<b>269</b>	<b>-7%</b>



Figures are preliminary and subject to further analysis and revision

\* Sex Offenses, Forcible includes forcible rape, forcible sodomy, forcible fondling, sexual assault with an object

\*\* Larceny includes shoplifting, pickpocket, pursesnatch, from building, bicycles, motor vehicle parts or accessories, and other.



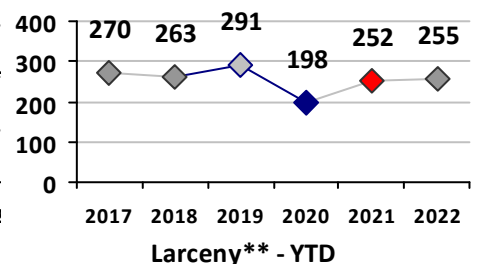
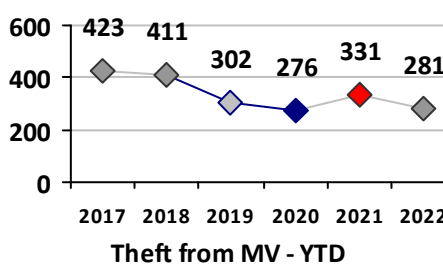
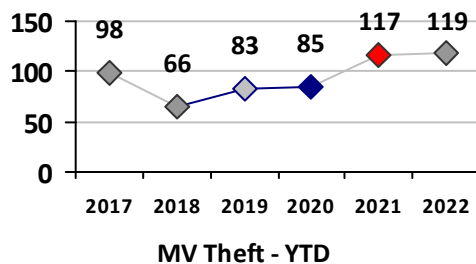
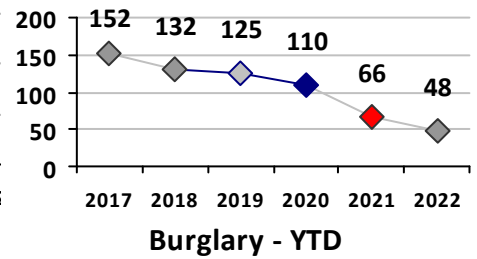
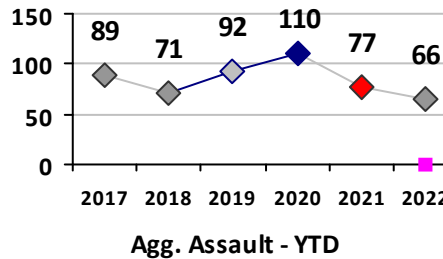
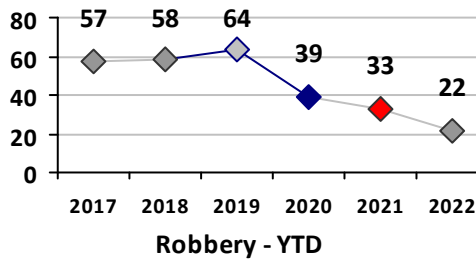
# Part I Crime - Comparison Report

## Providence Police Department

Through 11/27/2022  
Week 47

### District 4

	4 Week Trend 10/31/2022 - 11/27/2022				Past 28 Days 10/31/2022 - 11/27/2022			Year to Date January 1 - November 27				
	Current Week	Last Week	Wk 45	Wk 44	Past 28 Days	Past 28 Days LY	Chg.	Current Year	Last Year	Chg.	Wght. 5yr Avg	Chg.
<b>Violent Crime</b>												
Homicide	0	0	0	0	0	0	--	1	3	-67%	3	-67%
Sex Offenses, Forcible*	1	0	0	0	1	1	0%	34	32	6%	31	10%
Robbery Other	1	1	1	0	3	1	200%	18	26	-31%	35	-49%
Robbery W Firearm	1	0	0	0	1	0	--	4	7	-43%	11	-64%
Agg. Assault	0	0	2	2	4	2	100%	52	60	-13%	71	-27%
Agg. Assault W Firearm	0	0	0	0	0	6	--	14	17	-18%	17	-18%
<b>Total</b>	<b>3</b>	<b>1</b>	<b>3</b>	<b>2</b>	<b>9</b>	<b>10</b>	<b>-10%</b>	<b>123</b>	<b>145</b>	<b>-15%</b>	<b>168</b>	<b>-27%</b>
<b>Property Crime</b>												
Burglary	0	0	3	0	3	7	-57%	48	66	-27%	104	-54%
MV Theft	2	2	3	7	14	11	27%	119	117	2%	94	27%
Larceny from MV	3	5	3	4	15	46	-67%	281	331	-15%	329	-15%
Larceny**	3	11	3	5	22	21	5%	255	252	1%	249	2%
<b>Total</b>	<b>8</b>	<b>18</b>	<b>12</b>	<b>16</b>	<b>54</b>	<b>85</b>	<b>-36%</b>	<b>703</b>	<b>766</b>	<b>-8%</b>	<b>775</b>	<b>-9%</b>
<b>Other Crime</b>												
Assault Other	2	4	5	8	19	23	-17%	272	246	11%	292	-7%
Vandalism	2	8	6	7	23	22	5%	287	281	2%	293	-2%
Drug Offenses	0	0	2	2	4	12	-67%	140	87	61%	138	1%
Weapons Offenses	0	0	1	1	2	16	-88%	65	89	-27%	66	-2%
Liquor Law Violations	0	0	0	0	0	0	--	2	1	100%	2	0%
<b>Total</b>	<b>4</b>	<b>12</b>	<b>14</b>	<b>18</b>	<b>48</b>	<b>73</b>	<b>-34%</b>	<b>766</b>	<b>704</b>	<b>9%</b>	<b>790</b>	<b>-3%</b>



Figures are preliminary and subject to further analysis and revision

\* Sex Offenses, Forcible includes forcible rape, forcible sodomy, forcible fondling, sexual assault with an object

\*\* Larceny includes shoplifting, pickpocket, pursesnatch, from building, bicycles, motor vehicle parts or accessories, and other.



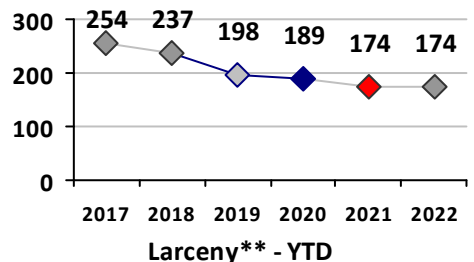
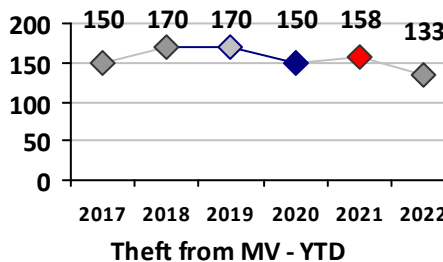
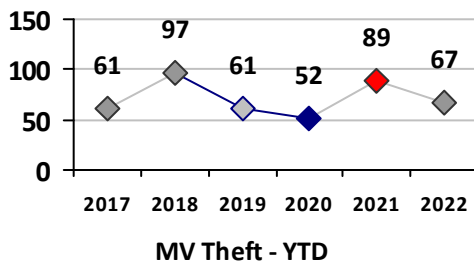
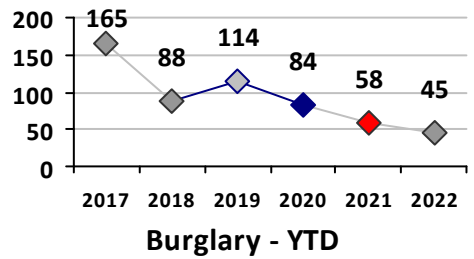
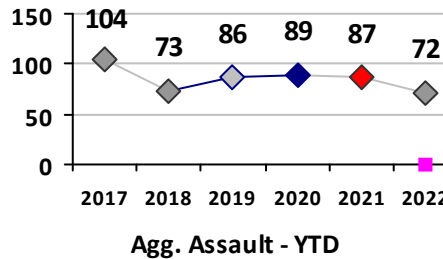
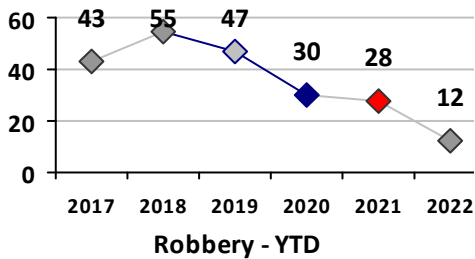
# Part I Crime - Comparison Report

## Providence Police Department

Through 11/27/2022  
Week 47

### District 5

	4 Week Trend 10/31/2022 - 11/27/2022				Past 28 Days 10/31/2022 - 11/27/2022			Year to Date January 1 - November 27				
	Current Week	Last Week	Wk 45	Wk 44	Past 28 Days	Past 28 Days LY	Chg.	Current Year	Last Year	Chg.	Wght. 5yr Avg	Chg.
<b>Violent Crime</b>												
Homicide	0	0	0	0	0	1	--	2	3	-33%	2	0%
Sex Offenses, Forcible*	0	0	0	0	0	0	--	24	18	33%	27	-11%
Robbery Other	0	1	0	0	1	1	0%	8	22	-64%	25	-68%
Robbery W Firearm	0	0	0	0	0	1	--	4	6	-33%	12	-67%
Agg. Assault	3	1	0	0	4	4	0%	61	64	-5%	68	-10%
Agg. Assault W Firearm	0	0	1	2	3	2	50%	11	23	-52%	19	-42%
<b>Total</b>	<b>3</b>	<b>2</b>	<b>1</b>	<b>2</b>	<b>8</b>	<b>9</b>	<b>-11%</b>	<b>110</b>	<b>136</b>	<b>-19%</b>	<b>152</b>	<b>-28%</b>
<b>Property Crime</b>												
Burglary	4	2	1	1	8	3	167%	45	58	-22%	88	-49%
MV Theft	1	1	1	1	4	9	-56%	67	89	-25%	73	-8%
Larceny from MV	0	1	2	5	8	25	-68%	133	158	-16%	160	-17%
Larceny**	1	5	2	4	12	15	-20%	174	174	0%	197	-12%
<b>Total</b>	<b>6</b>	<b>9</b>	<b>6</b>	<b>11</b>	<b>32</b>	<b>52</b>	<b>-38%</b>	<b>419</b>	<b>479</b>	<b>-13%</b>	<b>516</b>	<b>-19%</b>
<b>Other Crime</b>												
Assault Other	4	3	3	13	23	23	0%	312	286	9%	292	7%
Vandalism	1	8	4	5	18	24	-25%	245	253	-3%	266	-8%
Drug Offenses	8	1	8	3	20	6	233%	84	52	62%	87	-3%
Weapons Offenses	2	1	1	1	5	2	150%	72	55	31%	54	33%
Liquor Law Violations	0	0	0	0	0	0	--	1	1	0%	1	0%
<b>Total</b>	<b>15</b>	<b>13</b>	<b>16</b>	<b>22</b>	<b>66</b>	<b>55</b>	<b>20%</b>	<b>714</b>	<b>647</b>	<b>10%</b>	<b>700</b>	<b>2%</b>



Figures are preliminary and subject to further analysis and revision

\* Sex Offenses, Forcible includes forcible rape, forcible sodomy, forcible fondling, sexual assault with an object

\*\* Larceny includes shoplifting, pickpocket, pursesnatch, from building, bicycles, motor vehicle parts or accessories, and other.



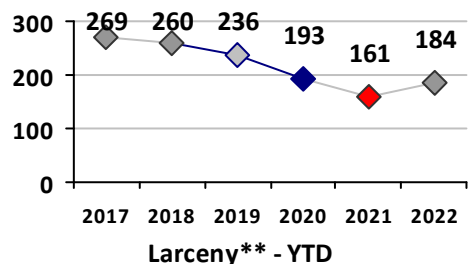
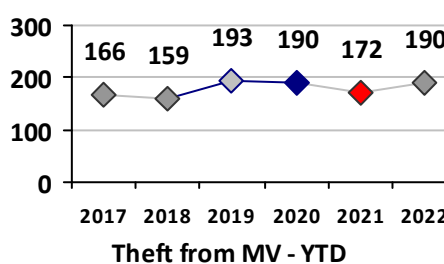
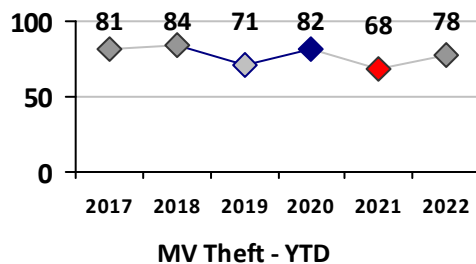
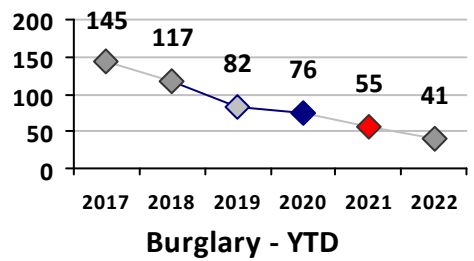
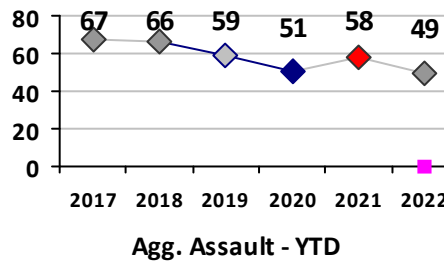
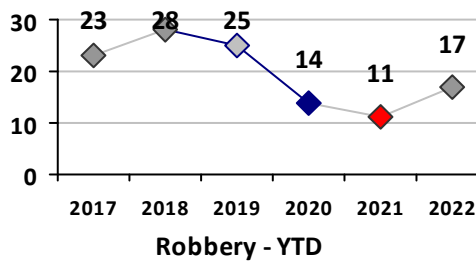
# Part I Crime - Comparison Report

## Providence Police Department

Through 11/27/2022  
Week 47

### District 6

	4 Week Trend 10/31/2022 - 11/27/2022				Past 28 Days 10/31/2022 - 11/27/2022			Year to Date January 1 - November 27				
	Current Week	Last Week	Wk 45	Wk 44	Past 28 Days	Past 28 Days LY	Chg.	Current Year	Last Year	Chg.	Wght. 5yr Avg	Chg.
<b>Violent Crime</b>												
Homicide	0	0	0	0	0	0	--	1	2	-50%	2	-50%
Sex Offenses, Forcible*	0	0	0	0	0	0	--	24	12	100%	15	60%
Robbery Other	0	1	0	0	1	2	-50%	12	8	50%	11	9%
Robbery W Firearm	0	0	1	0	1	0	--	5	3	67%	6	-17%
Agg. Assault	1	0	0	0	1	1	0%	38	44	-14%	45	-16%
Agg. Assault W Firearm	0	0	1	0	1	0	--	11	14	-21%	13	-15%
<b>Total</b>	<b>1</b>	<b>1</b>	<b>2</b>	<b>0</b>	<b>4</b>	<b>3</b>	<b>33%</b>	<b>91</b>	<b>83</b>	<b>10%</b>	<b>93</b>	<b>-2%</b>
<b>Property Crime</b>												
Burglary	1	2	0	0	3	7	-57%	41	55	-25%	81	-49%
MV Theft	1	6	2	3	12	3	300%	78	68	15%	75	4%
Larceny from MV	1	4	2	2	9	23	-61%	190	173	10%	180	6%
Larceny**	1	3	1	3	8	7	14%	184	161	14%	206	-11%
<b>Total</b>	<b>4</b>	<b>15</b>	<b>5</b>	<b>8</b>	<b>32</b>	<b>40</b>	<b>-20%</b>	<b>493</b>	<b>457</b>	<b>8%</b>	<b>541</b>	<b>-9%</b>
<b>Other Crime</b>												
Assault Other	5	4	8	2	19	16	19%	205	177	16%	197	4%
Vandalism	1	6	4	5	16	31	-48%	212	188	13%	208	2%
Drug Offenses	0	1	0	0	1	8	-88%	29	30	-3%	44	-34%
Weapons Offenses	0	0	0	1	1	4	-75%	24	39	-38%	34	-29%
Liquor Law Violations	0	0	0	0	0	0	--	2	3	-33%	2	0%
<b>Total</b>	<b>6</b>	<b>11</b>	<b>12</b>	<b>8</b>	<b>37</b>	<b>59</b>	<b>-37%</b>	<b>472</b>	<b>437</b>	<b>8%</b>	<b>483</b>	<b>-2%</b>



Figures are preliminary and subject to further analysis and revision

\* Sex Offenses, Forcible includes forcible rape, forcible sodomy, forcible fondling, sexual assault with an object

\*\* Larceny includes shoplifting, pickpocket, pursesnatch, from building, bicycles, motor vehicle parts or accessories, and other.





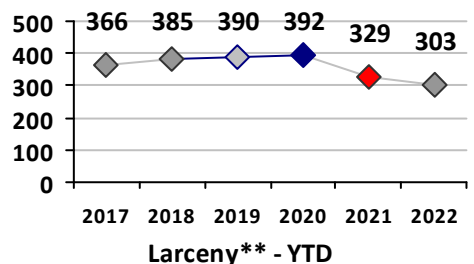
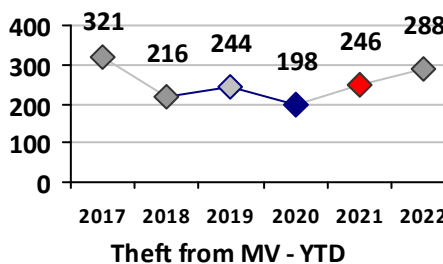
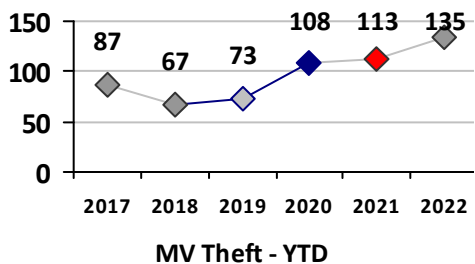
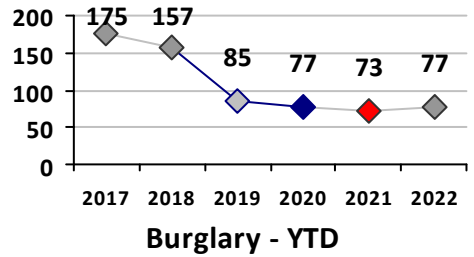
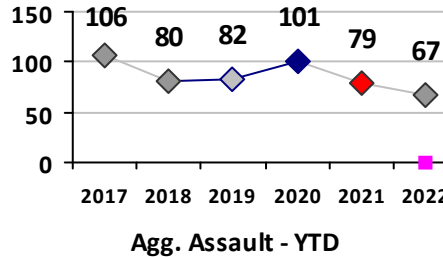
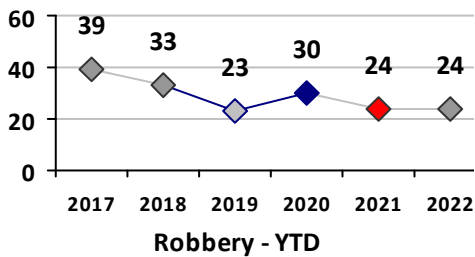
# Part I Crime - Comparison Report

## Providence Police Department

Through 11/27/2022  
Week 47

### District 7

	4 Week Trend 10/31/2022 - 11/27/2022				Past 28 Days 10/31/2022 - 11/27/2022			Year to Date January 1 - November 27				
	Current Week	Last Week	Wk 45	Wk 44	Past 28 Days	Past 28 Days LY	Chg.	Current Year	Last Year	Chg.	Wght. 5yr Avg	Chg.
<b>Violent Crime</b>												
Homicide	1	1	0	0	2	0	--	2	5	-60%	4	-50%
Sex Offenses, Forcible*	0	0	0	1	1	5	-80%	14	27	-48%	25	-44%
Robbery Other	1	0	0	0	1	2	-50%	13	15	-13%	18	-28%
Robbery W Firearm	0	0	0	2	2	4	-50%	11	9	22%	10	10%
Agg. Assault	0	0	0	0	0	3	--	46	57	-19%	66	-30%
Agg. Assault W Firearm	0	2	0	0	2	2	0%	21	22	-5%	22	-5%
<b>Total</b>	<b>2</b>	<b>3</b>	<b>0</b>	<b>3</b>	<b>8</b>	<b>16</b>	<b>-50%</b>	<b>107</b>	<b>135</b>	<b>-21%</b>	<b>143</b>	<b>-25%</b>
<b>Property Crime</b>												
Burglary	2	1	0	0	3	6	-50%	77	73	5%	95	-19%
MV Theft	5	4	0	2	11	15	-27%	135	114	18%	96	41%
Larceny from MV	7	6	5	3	21	21	0%	288	246	17%	234	23%
Larceny**	3	4	0	1	8	26	-69%	303	329	-8%	370	-18%
<b>Total</b>	<b>17</b>	<b>15</b>	<b>5</b>	<b>6</b>	<b>43</b>	<b>68</b>	<b>-37%</b>	<b>803</b>	<b>762</b>	<b>5%</b>	<b>794</b>	<b>1%</b>
<b>Other Crime</b>												
Assault Other	4	5	3	5	17	32	-47%	316	318	-1%	328	-4%
Vandalism	5	6	3	3	17	44	-61%	274	332	-17%	342	-20%
Drug Offenses	0	1	2	0	3	2	50%	65	49	33%	79	-18%
Weapons Offenses	3	0	2	2	7	4	75%	50	59	-15%	59	-15%
Liquor Law Violations	0	0	0	0	0	3	--	8	22	-64%	30	-73%
<b>Total</b>	<b>12</b>	<b>12</b>	<b>10</b>	<b>10</b>	<b>44</b>	<b>85</b>	<b>-48%</b>	<b>713</b>	<b>780</b>	<b>-9%</b>	<b>838</b>	<b>-15%</b>



Figures are preliminary and subject to further analysis and revision

\* Sex Offenses, Forcible includes forcible rape, forcible sodomy, forcible fondling, sexual assault with an object

\*\* Larceny includes shoplifting, pickpocket, pursesnatch, from building, bicycles, motor vehicle parts or accessories, and other.





# Part I Crime - Comparison Report

## Providence Police Department

Through 11/27/2022  
Week 47

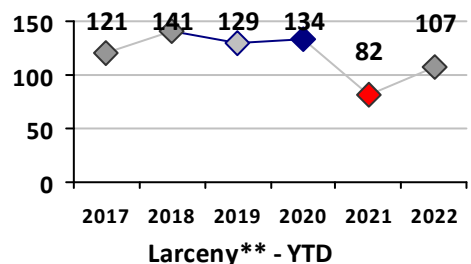
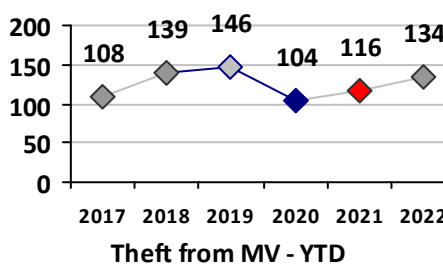
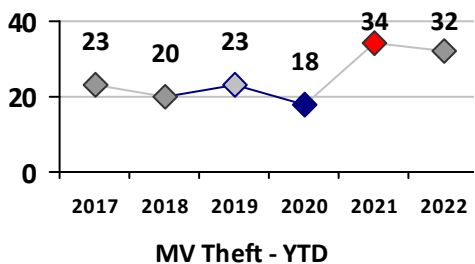
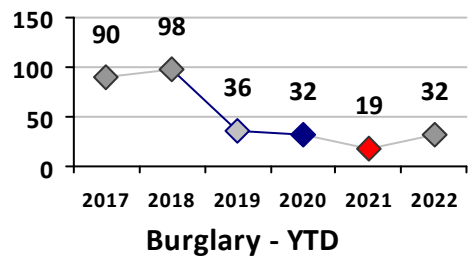
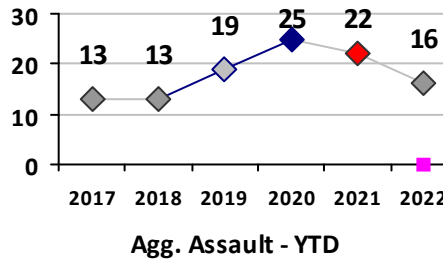
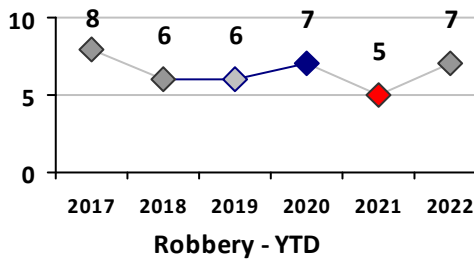
### District 8

4 Week Trend 10/31/2022 - 11/27/2022	Past 28 Days 10/31/2022 - 11/27/2022	Year to Date January 1 - November 27
---	---	---

<b>Violent Crime</b>	Current Week	Last Week	Wk 45	Wk 44	Past 28 Days	Past 28 Days LY	Chg.	Current Year	Last Year	Chg.	Wght. 5yr Avg	Chg.
Homicide	0	0	0	0	0	0	--	0	1	-100%	1	--
Sex Offenses, Forcible*	0	0	0	0	0	1	--	5	10	-50%	10	-50%
Robbery Other	0	0	0	0	0	0	--	5	4	25%	5	0%
Robbery W Firearm	1	1	0	0	2	0	--	2	1	100%	1	100%
Agg. Assault	0	0	1	0	1	1	0%	12	18	-33%	16	-25%
Agg. Assault W Firearm	0	1	0	0	1	0	--	4	4	0%	4	0%
<b>Total</b>	<b>1</b>	<b>2</b>	<b>1</b>	<b>0</b>	<b>4</b>	<b>2</b>	<b>100%</b>	<b>28</b>	<b>38</b>	<b>-26%</b>	<b>37</b>	<b>-24%</b>

<b>Property Crime</b>	Current Week	Last Week	Wk 45	Wk 44	Past 28 Days	Past 28 Days LY	Chg.	Current Year	Last Year	Chg.	Wght. 5yr Avg	Chg.
Burglary	1	0	0	0	1	2	-50%	32	19	68%	41	-22%
MV Theft	1	0	0	0	1	3	-67%	32	34	-6%	25	28%
Larceny from MV	0	3	1	0	4	12	-67%	134	117	15%	122	10%
Larceny**	0	1	2	4	7	5	40%	107	82	30%	117	-9%
<b>Total</b>	<b>2</b>	<b>4</b>	<b>3</b>	<b>4</b>	<b>13</b>	<b>22</b>	<b>-41%</b>	<b>305</b>	<b>252</b>	<b>21%</b>	<b>305</b>	<b>0%</b>

<b>Other Crime</b>	Current Week	Last Week	Wk 45	Wk 44	Past 28 Days	Past 28 Days LY	Chg.	Current Year	Last Year	Chg.	Wght. 5yr Avg	Chg.
Assault Other	1	2	4	1	8	9	-11%	70	72	-3%	72	-3%
Vandalism	0	1	0	1	2	8	-75%	72	83	-13%	94	-23%
Drug Offenses	0	1	0	0	1	0	--	7	8	-13%	9	-22%
Weapons Offenses	0	0	0	0	0	0	--	5	8	-38%	7	-29%
Liquor Law Violations	0	0	0	0	0	0	--	3	0	300%	0	--
<b>Total</b>	<b>1</b>	<b>4</b>	<b>4</b>	<b>2</b>	<b>11</b>	<b>17</b>	<b>-35%</b>	<b>157</b>	<b>171</b>	<b>-8%</b>	<b>182</b>	<b>-14%</b>



Figures are preliminary and subject to further analysis and revision

\* Sex Offenses, Forcible includes forcible rape, forcible sodomy, forcible fondling, sexual assault with an object

\*\* Larceny includes shoplifting, pickpocket, pursesnatch, from building, bicycles, motor vehicle parts or accessories, and other.



# Part I Crime - Comparison Report

## Providence Police Department

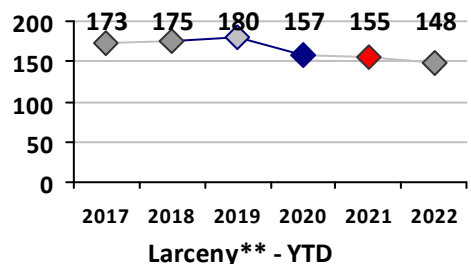
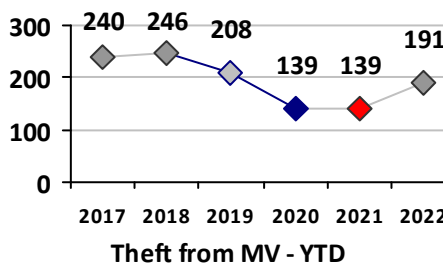
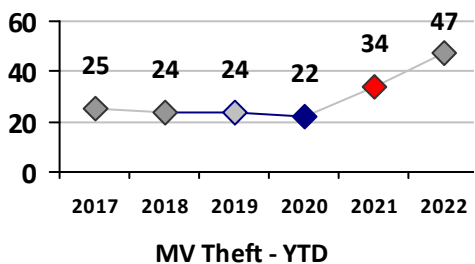
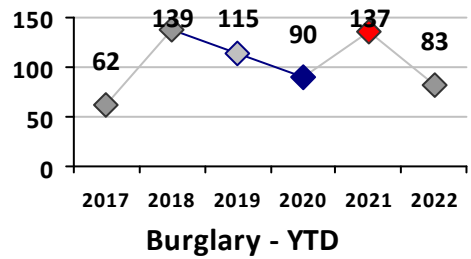
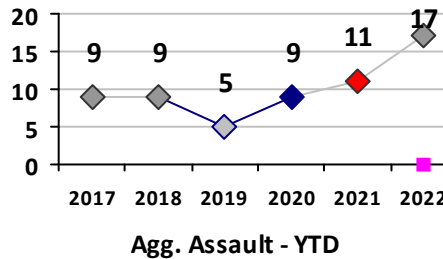
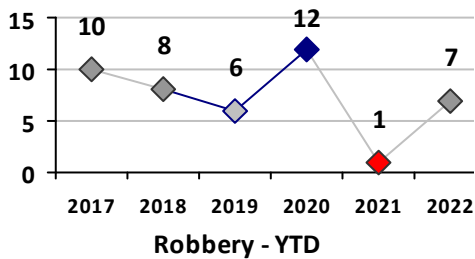
Through 11/27/2022  
Week 47

District 9											
4 Week Trend 10/31/2022 - 11/27/2022				Past 28 Days 10/31/2022 - 11/27/2022				Year to Date January 1 - November 27			

<b>Violent Crime</b>	Current Week	Last Week	Wk 45	Wk 44	Past 28 Days	Past 28 Days LY	Chg.	Current Year	Last Year	Chg.	Wght. 5yr Avg	Chg.
Homicide	0	0	0	0	0	0	--	0	0	0%	0	--
Sex Offenses, Forcible*	0	0	0	0	0	2	--	3	7	-57%	6	-50%
Robbery Other	0	0	0	0	0	0	--	7	0	700%	5	40%
Robbery W Firearm	0	0	0	0	0	0	--	0	1	-100%	1	--
Agg. Assault	0	0	1	0	1	1	0%	17	11	55%	7	143%
Agg. Assault W Firearm	0	0	0	0	0	0	--	0	0	0%	2	--
<b>Total</b>	<b>0</b>	<b>0</b>	<b>1</b>	<b>0</b>	<b>1</b>	<b>3</b>	<b>-67%</b>	<b>27</b>	<b>19</b>	<b>42%</b>	<b>21</b>	<b>29%</b>

<b>Property Crime</b>	Current Week	Last Week	Wk 45	Wk 44	Past 28 Days	Past 28 Days LY	Chg.	Current Year	Last Year	Chg.	Wght. 5yr Avg	Chg.
Burglary	1	1	1	1	4	14	-71%	83	138	-40%	116	-28%
MV Theft	1	0	0	1	2	1	100%	47	34	38%	27	74%
Larceny from MV	4	6	0	1	11	24	-54%	191	139	37%	174	10%
Larceny**	0	2	5	4	11	15	-27%	148	156	-5%	165	-10%
<b>Total</b>	<b>6</b>	<b>9</b>	<b>6</b>	<b>7</b>	<b>28</b>	<b>54</b>	<b>-48%</b>	<b>469</b>	<b>467</b>	<b>0%</b>	<b>482</b>	<b>-3%</b>

<b>Other Crime</b>	Current Week	Last Week	Wk 45	Wk 44	Past 28 Days	Past 28 Days LY	Chg.	Current Year	Last Year	Chg.	Wght. 5yr Avg	Chg.
Assault Other	1	0	2	0	3	6	-50%	46	42	10%	46	0%
Vandalism	5	4	0	4	13	8	63%	127	98	30%	106	20%
Drug Offenses	0	0	1	0	1	0	--	5	9	-44%	12	-58%
Weapons Offenses	0	0	0	0	0	0	--	8	16	-50%	9	-11%
Liquor Law Violations	0	0	0	0	0	0	--	0	0	0%	1	--
<b>Total</b>	<b>6</b>	<b>4</b>	<b>3</b>	<b>4</b>	<b>17</b>	<b>14</b>	<b>21%</b>	<b>186</b>	<b>165</b>	<b>13%</b>	<b>173</b>	<b>8%</b>



Figures are preliminary and subject to further analysis and revision

\* Sex Offenses, Forcible includes forcible rape, forcible sodomy, forcible fondling, sexual assault with an object

\*\* Larceny includes shoplifting, pickpocket, pursesnatch, from building, bicycles, motor vehicle parts or accessories, and other.