

Part I Crime - Comparison Report

Providence Police Department

Through 2/4/2024
Week 5

Citywide

4 Week Trend
1/8/2024 - 2/4/2024

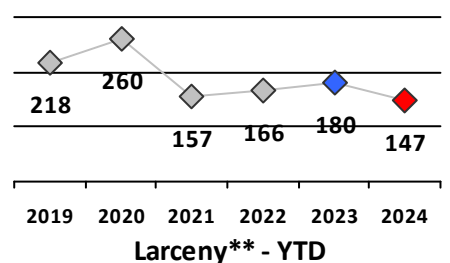
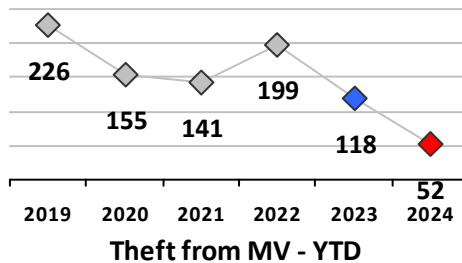
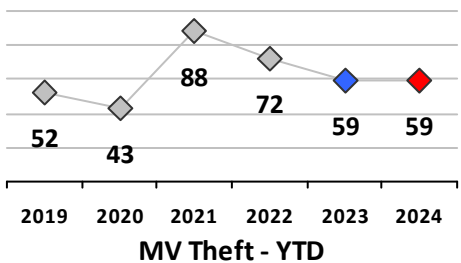
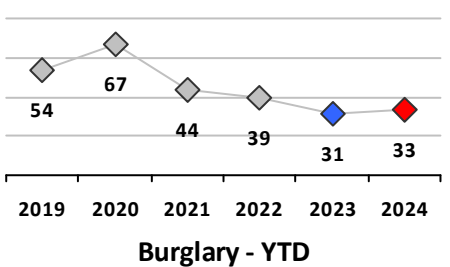
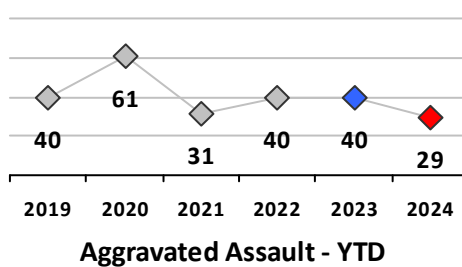
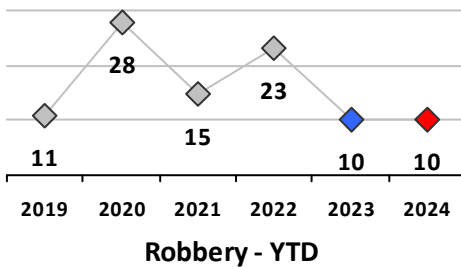
Past 28 Days
1/8/2024 - 2/4/2024

Year to Date
January 1 - February 4

Violent Crime	Current Week	Last Week	Wk 3	Wk 2	Past 28 Days	Past 28 Days LY	Chg.	Current Year	Last Year	Chg.	Wght. 5yr Avg	Chg.
	Homicide	1	0	0	0	1	1	0%	1	1	0%	1
Sex Offenses, Forcible*	1	2	0	0	3	12	-75%	5	16	-69%	17	-71%
Robbery Other	2	1	0	1	4	6	-33%	4	6	-33%	13	-69%
Robbery W Firearm	1	1	1	1	4	3	33%	6	4	50%	4	50%
Agg. Assault	7	5	4	9	25	23	9%	28	30	-7%	35	-20%
Agg. Assault W Firearm	0	1	0	0	1	7	-86%	1	11	-91%	9	-89%
Total	12	10	5	11	38	52	-27%	45	68	-34%	78	-42%

Property Crime	Current Week	Last Week	Wk 3	Wk 2	Past 28 Days	Past 28 Days LY	Chg.	Current Year	Last Year	Chg.	Wght. 5yr Avg	Chg.
	Burglary	9	6	6	6	27	26	4%	33	32	3%	44
MV Theft	18	8	13	13	52	49	6%	59	63	-6%	68	-13%
Larceny from MV	10	13	12	10	45	102	-56%	52	120	-57%	159	-67%
Larceny**	25	33	23	31	112	144	-22%	147	185	-21%	191	-23%
Total	62	60	54	60	236	321	-26%	291	400	-27%	462	-37%

Other Crime	Current Week	Last Week	Wk 3	Wk 2	Past 28 Days	Past 28 Days LY	Chg.	Current Year	Last Year	Chg.	Wght. 5yr Avg	Chg.
	Assault Other	41	36	30	41	148	124	19%	183	171	7%	169
Vandalism	24	27	21	23	95	139	-32%	120	159	-25%	171	-30%
Drug Offenses	11	14	9	6	40	76	-47%	47	81	-42%	64	-27%
Weapons Offenses	4	11	0	5	20	7	186%	22	9	144%	9	144%
Weapons Offenses W Firearm	0	6	1	7	14	27	-48%	20	33	-39%	33	-39%
Total	80	94	61	82	317	373	-15%	392	453	-13%	446	-12%



Figures are preliminary and subject to further analysis and revision

* Sex Offenses, Forcible includes forcible rape, forcible sodomy, forcible fondling, sexual assault with an object

** Larceny includes shoplifting, pickpocket, pursesnatch, from building, bicycles, motor vehicle parts or accessories, and other.



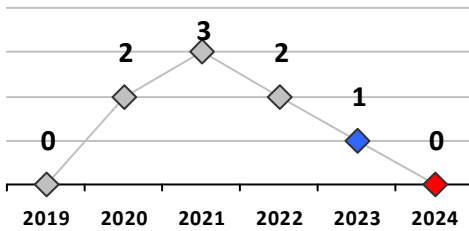
Part I Crime - Comparison Report

Providence Police Department

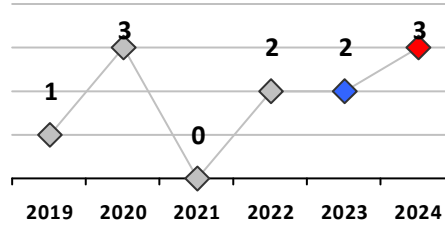
Through 2/4/2024
Week 5

District 1

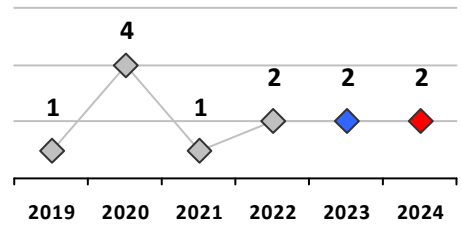
	4 Week Trend 1/8/2024 - 2/4/2024				Past 28 Days 1/8/2024 - 2/4/2024			Year to Date January 1 - February 4				
	Current Week	Last Week	Wk 3	Wk 2	Past 28 Days	Past 28 Days LY	Chg.	Current Year	Last Year	Chg.	Wght. 5yr Avg	Chg.
Violent Crime												
Homicide	0	0	0	0	0	0	--	0	0	0%	0	--
Sex Offenses, Forcible*	0	0	0	0	0	0	--	0	0	0%	0	--
Robbery Other	0	0	0	0	0	1	--	0	1	-100%	2	--
Robbery W Firearm	0	0	0	0	0	0	--	0	0	0%	0	--
Agg. Assault	0	1	0	1	2	2	0%	2	2	0%	2	0%
Agg. Assault W Firearm	0	1	0	0	1	0	--	1	0	100%	0	--
Total	0	2	0	1	3	3	0%	3	3	0%	4	-25%
Property Crime												
Burglary	2	0	0	0	2	2	0%	2	2	0%	2	0%
MV Theft	0	0	0	0	0	2	--	0	2	-100%	4	--
Larceny from MV	0	1	1	0	2	17	-88%	2	18	-89%	17	-88%
Larceny**	5	7	8	10	30	28	7%	37	32	16%	31	19%
Total	7	8	9	10	34	49	-31%	41	54	-24%	53	-23%
Other Crime												
Assault Other	4	5	6	7	22	19	16%	30	25	20%	17	76%
Vandalism	1	1	2	0	4	12	-67%	7	14	-50%	14	-50%
Drug Offenses	0	2	2	0	4	0	--	4	1	300%	2	100%
Weapons Offenses	0	0	0	0	0	0	--	0	1	-100%	2	--
Weapons Offenses W Firearm	0	0	0	0	0	0	--	0	2	-100%	1	--
Total	5	8	10	7	30	31	-3%	41	43	-5%	36	14%



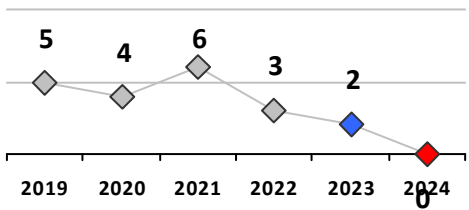
Robbery - YTD



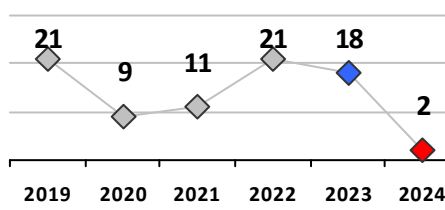
Agg. Assault - YTD



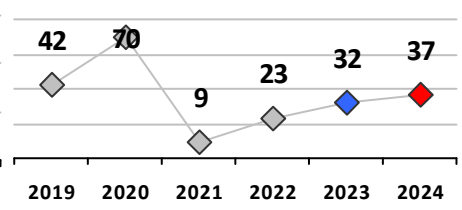
Burglary - YTD



MV Theft - YTD



Theft from MV - YTD




Larceny** - YTD

Figures are preliminary and subject to further analysis and revision

* Sex Offenses, Forcible includes forcible rape, forcible sodomy, forcible fondling, sexual assault with an object

** Larceny includes shoplifting, pickpocket, pursesnatch, from building, bicycles, motor vehicle parts or accessories, and other.



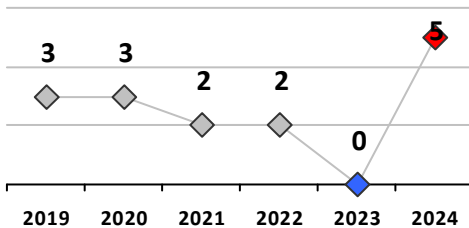
Part I Crime - Comparison Report

Providence Police Department

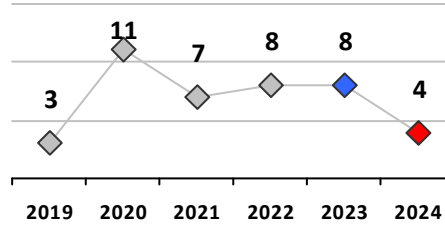
Through 2/4/2024
Week 5

District 2

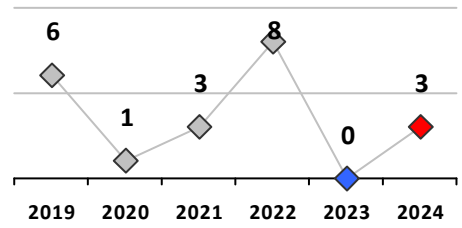
	4 Week Trend 1/8/2024 - 2/4/2024				Past 28 Days 1/8/2024 - 2/4/2024			Year to Date January 1 - February 4				
	Current Week	Last Week	Wk 3	Wk 2	Past 28 Days	Past 28 Days LY	Chg.	Current Year	Last Year	Chg.	Wght. 5yr Avg	Chg.
Violent Crime												
Homicide	0	0	0	0	0	0	--	0	0	0%	0	--
Sex Offenses, Forcible*	0	1	0	0	1	1	0%	2	3	-33%	4	-50%
Robbery Other	1	0	0	1	2	0	--	2	0	200%	1	100%
Robbery W Firearm	0	0	0	1	1	0	--	3	0	300%	0	--
Agg. Assault	1	0	0	1	2	5	-60%	4	6	-33%	7	-43%
Agg. Assault W Firearm	0	0	0	0	0	2	--	0	2	-100%	1	--
Total	2	1	0	3	6	8	-25%	11	11	0%	14	-21%
Property Crime												
Burglary	0	2	1	0	3	0	--	3	0	300%	3	0%
MV Theft	3	2	3	0	8	10	-20%	8	11	-27%	12	-33%
Larceny from MV	1	1	0	1	3	5	-40%	3	5	-40%	15	-80%
Larceny**	1	2	0	4	7	16	-56%	8	23	-65%	25	-68%
Total	5	7	4	5	21	31	-32%	22	39	-44%	55	-60%
Other Crime												
Assault Other	6	2	3	9	20	19	5%	26	27	-4%	27	-4%
Vandalism	2	1	1	1	5	18	-72%	8	18	-56%	21	-62%
Drug Offenses	1	1	2	0	4	21	-81%	6	22	-73%	13	-54%
Weapons Offenses	0	0	0	0	0	1	--	0	1	-100%	1	--
Weapons Offenses W Firearm	0	0	1	1	2	4	-50%	2	4	-50%	3	-33%
Total	9	4	7	11	31	63	-51%	42	72	-42%	65	-35%



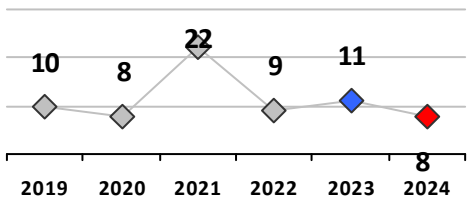
Robbery - YTD



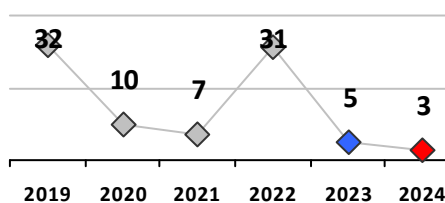
Agg. Assault - YTD



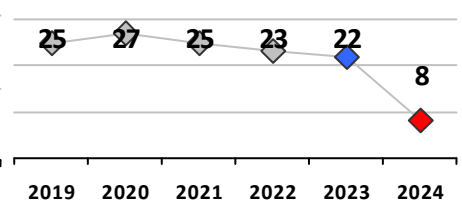
Burglary - YTD



MV Theft - YTD



Theft from MV - YTD




Larceny** - YTD

Figures are preliminary and subject to further analysis and revision

* Sex Offenses, Forcible includes forcible rape, forcible sodomy, forcible fondling, sexual assault with an object

** Larceny includes shoplifting, pickpocket, pursesnatch, from building, bicycles, motor vehicle parts or accessories, and other.



Part I Crime - Comparison Report

Providence Police Department

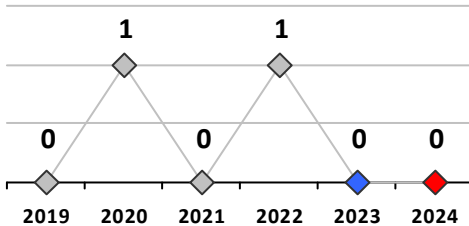
Through 2/4/2024
Week 5

District 3											
4 Week Trend 1/8/2024 - 2/4/2024				Past 28 Days 1/8/2024 - 2/4/2024			Year to Date January 1 - February 4				

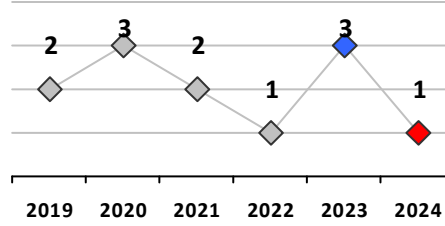
Violent Crime	Current Week	Last Week	Wk 3	Wk 2	Past 28 Days	Past 28 Days LY	Chg.	Current Year	Last Year	Chg.	Wght. 5yr Avg	Chg.
Homicide	0	0	0	0	0	0	--	0	0	0%	0	--
Sex Offenses, Forcible*	0	0	0	0	0	2	--	0	2	-100%	1	--
Robbery Other	0	0	0	0	0	0	--	0	0	0%	0	--
Robbery W Firearm	0	0	0	0	0	0	--	0	0	0%	0	--
Agg. Assault	0	0	1	0	1	3	-67%	1	3	-67%	2	-50%
Agg. Assault W Firearm	0	0	0	0	0	0	--	0	0	0%	0	--
Total	0	0	1	0	1	5	-80%	1	5	-80%	3	-67%

Property Crime	Current Week	Last Week	Wk 3	Wk 2	Past 28 Days	Past 28 Days LY	Chg.	Current Year	Last Year	Chg.	Wght. 5yr Avg	Chg.
Burglary	0	1	0	0	1	1	0%	1	1	0%	2	-50%
MV Theft	1	1	1	0	3	1	200%	3	1	200%	3	0%
Larceny from MV	1	4	1	0	6	3	100%	6	3	100%	11	-45%
Larceny**	3	3	4	0	10	8	25%	11	8	38%	9	22%
Total	5	9	6	0	20	13	54%	21	13	62%	24	-13%

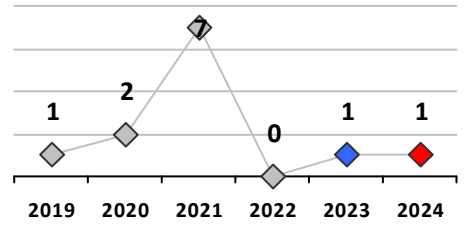
Other Crime	Current Week	Last Week	Wk 3	Wk 2	Past 28 Days	Past 28 Days LY	Chg.	Current Year	Last Year	Chg.	Wght. 5yr Avg	Chg.
Assault Other	3	1	3	1	8	7	14%	10	9	11%	10	0%
Vandalism	0	4	5	1	10	7	43%	10	11	-9%	12	-17%
Drug Offenses	0	1	0	3	4	2	100%	4	2	100%	4	0%
Weapons Offenses	0	0	0	5	5	0	--	5	0	500%	0	--
Weapons Offenses W Firearm	0	0	0	5	5	0	--	5	0	500%	1	400%
Total	3	6	8	15	32	16	100%	34	22	55%	27	26%



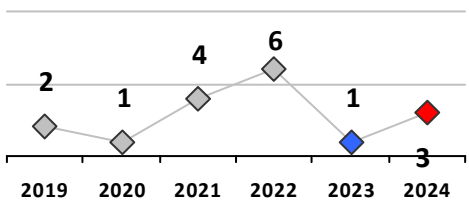
Robbery - YTD



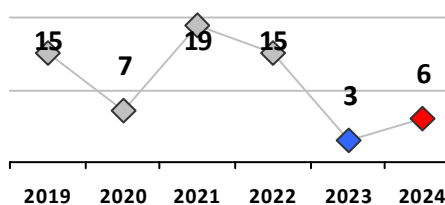
Agg. Assault - YTD



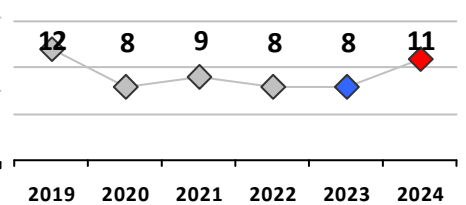
Burglary - YTD



MV Theft - YTD



Theft from MV - YTD




Larceny** - YTD

Figures are preliminary and subject to further analysis and revision

* Sex Offenses, Forcible includes forcible rape, forcible sodomy, forcible fondling, sexual assault with an object

** Larceny includes shoplifting, pickpocket, pursesnatch, from building, bicycles, motor vehicle parts or accessories, and other.



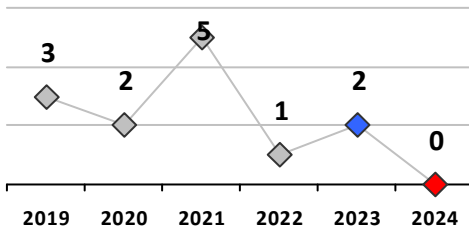
Part I Crime - Comparison Report

Providence Police Department

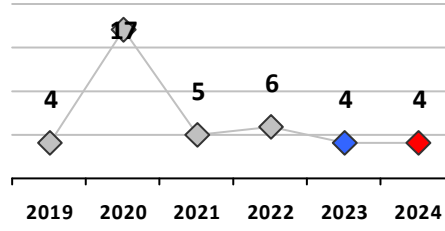
Through 2/4/2024
Week 5

District 4

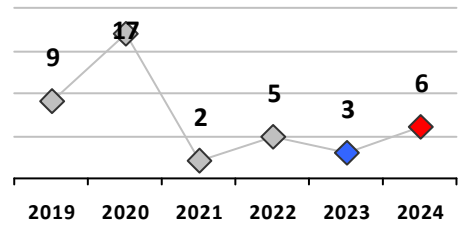
	4 Week Trend 1/8/2024 - 2/4/2024				Past 28 Days 1/8/2024 - 2/4/2024			Year to Date January 1 - February 4				
	Current Week	Last Week	Wk 3	Wk 2	Past 28 Days	Past 28 Days LY	Chg.	Current Year	Last Year	Chg.	Wght. 5yr Avg	Chg.
Violent Crime												
Homicide	0	0	0	0	0	0	--	0	0	0%	0	--
Sex Offenses, Forcible*	0	1	0	0	1	7	-86%	1	8	-88%	4	-75%
Robbery Other	0	0	0	0	0	2	--	0	2	-100%	2	--
Robbery W Firearm	0	0	0	0	0	0	--	0	0	0%	0	--
Agg. Assault	1	2	1	0	4	4	0%	4	4	0%	6	-33%
Agg. Assault W Firearm	0	0	0	0	0	0	--	0	0	0%	2	--
Total	1	3	1	0	5	13	-62%	5	14	-64%	13	-62%
Property Crime												
Burglary	1	1	1	1	4	2	100%	6	3	100%	6	0%
MV Theft	3	1	1	0	5	3	67%	7	3	133%	10	-30%
Larceny from MV	4	1	2	3	10	14	-29%	10	17	-41%	28	-64%
Larceny**	4	4	1	6	15	16	-6%	21	23	-9%	25	-16%
Total	12	7	5	10	34	35	-3%	44	46	-4%	67	-34%
Other Crime												
Assault Other	4	10	6	6	26	19	37%	28	29	-3%	30	-7%
Vandalism	5	8	2	7	22	17	29%	27	19	42%	24	13%
Drug Offenses	2	6	0	0	8	24	-67%	11	26	-58%	21	-48%
Weapons Offenses	0	4	0	0	4	4	0%	5	5	0%	3	67%
Weapons Offenses W Firearm	0	0	0	0	0	2	--	1	3	-67%	11	-91%
Total	11	28	8	13	60	66	-9%	72	82	-12%	89	-19%



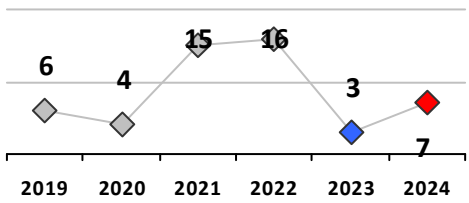
Robbery - YTD



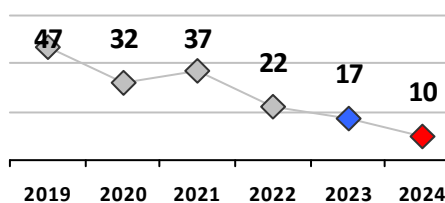
Agg. Assault - YTD



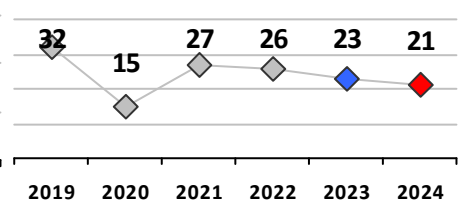
Burglary - YTD



MV Theft - YTD



Theft from MV - YTD




Larceny** - YTD

Figures are preliminary and subject to further analysis and revision

* Sex Offenses, Forcible includes forcible rape, forcible sodomy, forcible fondling, sexual assault with an object

** Larceny includes shoplifting, pickpocket, pursesnatch, from building, bicycles, motor vehicle parts or accessories, and other.



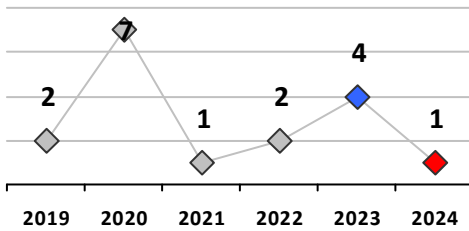
Part I Crime - Comparison Report

Providence Police Department

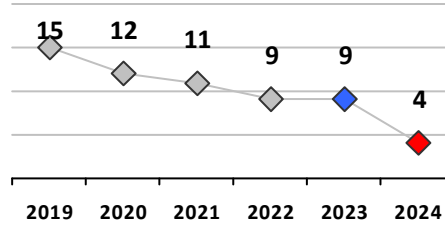
Through 2/4/2024
Week 5

District 5

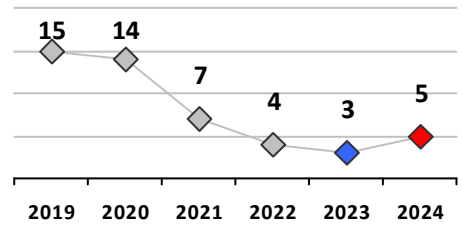
	4 Week Trend 1/8/2024 - 2/4/2024				Past 28 Days 1/8/2024 - 2/4/2024			Year to Date January 1 - February 4				
	Current Week	Last Week	Wk 3	Wk 2	Past 28 Days	Past 28 Days LY	Chg.	Current Year	Last Year	Chg.	Wght. 5yr Avg	Chg.
Violent Crime												
Homicide	1	0	0	0	1	1	0%	1	1	0%	0	--
Sex Offenses, Forcible*	1	0	0	0	1	1	0%	1	1	0%	3	-67%
Robbery Other	0	0	0	0	0	3	--	0	3	-100%	2	--
Robbery W Firearm	1	0	0	0	1	1	0%	1	1	0%	1	0%
Agg. Assault	3	0	0	1	4	4	0%	4	5	-20%	8	-50%
Agg. Assault W Firearm	0	0	0	0	0	2	--	0	4	-100%	2	--
Total	6	0	0	1	7	12	-42%	7	15	-53%	17	-59%
Property Crime												
Burglary	2	0	1	1	4	2	100%	5	3	67%	7	-29%
MV Theft	3	1	2	3	9	6	50%	9	8	13%	10	-10%
Larceny from MV	0	1	3	2	6	2	200%	7	6	17%	12	-42%
Larceny**	4	1	3	5	13	16	-19%	15	20	-25%	19	-21%
Total	9	3	9	11	32	26	23%	36	37	-3%	47	-23%
Other Crime												
Assault Other	9	7	1	5	22	22	0%	25	28	-11%	26	-4%
Vandalism	2	5	1	6	14	14	0%	21	19	11%	23	-9%
Drug Offenses	3	1	2	1	7	6	17%	7	6	17%	7	0%
Weapons Offenses	0	1	0	0	1	0	--	1	0	100%	1	0%
Weapons Offenses W Firearm	0	2	0	1	3	6	-50%	3	8	-63%	5	-40%
Total	14	16	4	13	47	48	-2%	57	61	-7%	61	-7%



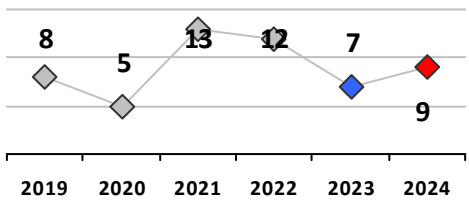
Robbery - YTD



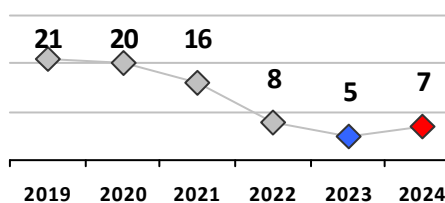
Agg. Assault - YTD



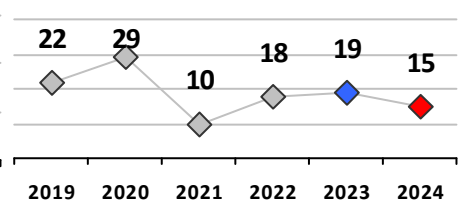
Burglary - YTD



MV Theft - YTD



Theft from MV - YTD




Larceny** - YTD

Figures are preliminary and subject to further analysis and revision

* Sex Offenses, Forcible includes forcible rape, forcible sodomy, forcible fondling, sexual assault with an object

** Larceny includes shoplifting, pickpocket, pursesnatch, from building, bicycles, motor vehicle parts or accessories, and other.



Part I Crime - Comparison Report

Providence Police Department

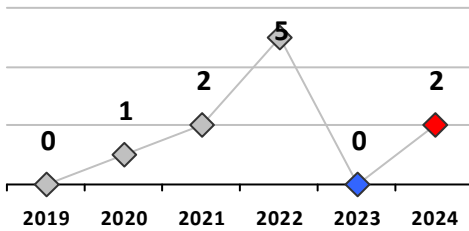
Through 2/4/2024
Week 5

District 6											
4 Week Trend 1/8/2024 - 2/4/2024				Past 28 Days 1/8/2024 - 2/4/2024				Year to Date January 1 - February 4			

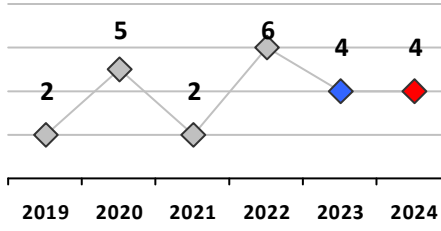
Violent Crime	Current Week	Last Week	Wk 3	Wk 2	Past 28 Days	Past 28 Days LY	Chg.	Current Year	Last Year	Chg.	Wght. 5yr Avg	Chg.
Homicide	0	0	0	0	0	0	--	0	0	0%	0	--
Sex Offenses, Forcible*	0	0	0	0	0	0	--	0	0	0%	2	--
Robbery Other	1	1	0	0	2	0	--	2	0	200%	1	100%
Robbery W Firearm	0	0	0	0	0	0	--	0	0	0%	0	--
Agg. Assault	0	1	1	2	4	2	100%	4	3	33%	4	0%
Agg. Assault W Firearm	0	0	0	0	0	2	--	0	2	-100%	1	--
Total	1	2	1	2	6	4	50%	6	5	20%	8	-25%

Property Crime	Current Week	Last Week	Wk 3	Wk 2	Past 28 Days	Past 28 Days LY	Chg.	Current Year	Last Year	Chg.	Wght. 5yr Avg	Chg.
Burglary	4	0	0	1	5	3	67%	5	5	0%	6	-17%
MV Theft	4	0	4	0	8	14	-43%	11	19	-42%	11	0%
Larceny from MV	1	1	4	0	6	5	20%	9	6	50%	15	-40%
Larceny**	3	1	1	0	5	15	-67%	6	19	-68%	22	-73%
Total	12	2	9	1	24	37	-35%	31	49	-37%	55	-44%

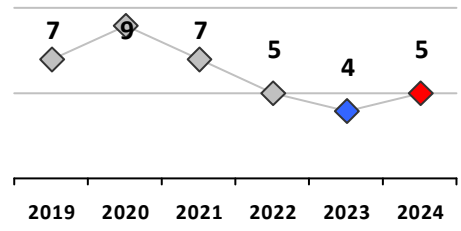
Other Crime	Current Week	Last Week	Wk 3	Wk 2	Past 28 Days	Past 28 Days LY	Chg.	Current Year	Last Year	Chg.	Wght. 5yr Avg	Chg.
Assault Other	5	1	3	3	12	7	71%	15	10	50%	15	0%
Vandalism	5	1	3	3	12	11	9%	14	12	17%	16	-13%
Drug Offenses	3	0	0	0	3	4	-25%	3	4	-25%	5	-40%
Weapons Offenses	4	0	0	0	4	0	--	5	0	500%	1	400%
Weapons Offenses W Firearm	0	0	0	0	0	6	--	4	6	-33%	4	0%
Total	17	2	6	6	31	28	11%	41	32	28%	40	3%



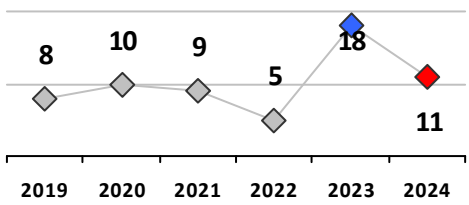
Robbery - YTD



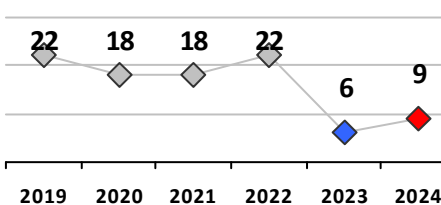
Agg. Assault - YTD



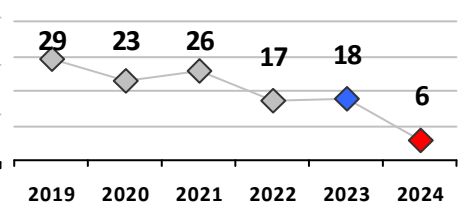
Burglary - YTD



MV Theft - YTD



Theft from MV - YTD




Larceny** - YTD

Figures are preliminary and subject to further analysis and revision

* Sex Offenses, Forcible includes forcible rape, forcible sodomy, forcible fondling, sexual assault with an object

** Larceny includes shoplifting, pickpocket, pursesnatch, from building, bicycles, motor vehicle parts or accessories, and other.



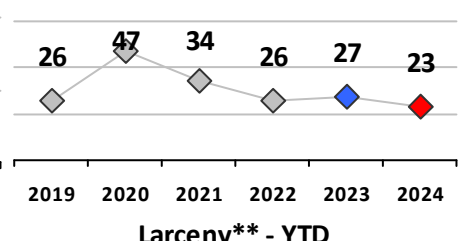
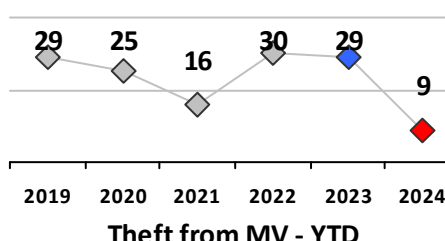
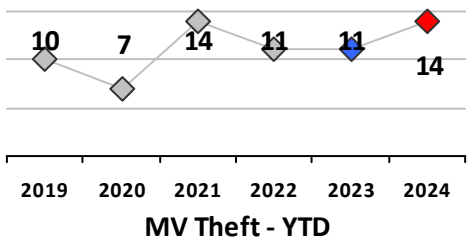
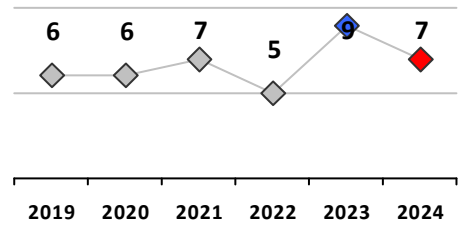
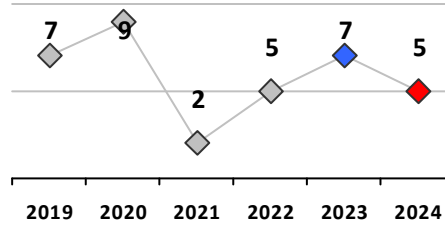
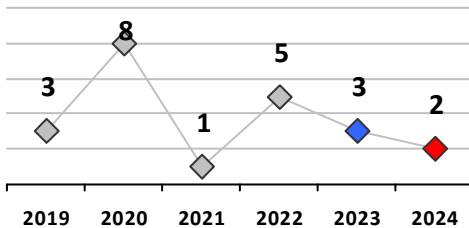
Part I Crime - Comparison Report

Providence Police Department

Through 2/4/2024
Week 5

District 7


	4 Week Trend 1/8/2024 - 2/4/2024				Past 28 Days 1/8/2024 - 2/4/2024			Year to Date January 1 - February 4				
	Current Week	Last Week	Wk 3	Wk 2	Past 28 Days	Past 28 Days LY	Chg.	Current Year	Last Year	Chg.	Wght. 5yr Avg	Chg.
Violent Crime												
Homicide	0	0	0	0	0	0	--	0	0	0%	0	--
Sex Offenses, Forcible*	0	0	0	0	0	1	--	0	2	-100%	2	--
Robbery Other	0	0	0	0	0	0	--	0	0	0%	2	--
Robbery W Firearm	0	1	1	0	2	2	0%	2	3	-33%	1	100%
Agg. Assault	1	0	1	3	5	2	150%	5	5	0%	4	25%
Agg. Assault W Firearm	0	0	0	0	0	0	--	0	2	-100%	2	--
Total	1	1	2	3	7	5	40%	7	12	-42%	11	-36%
Property Crime												
Burglary	0	2	1	2	5	8	-38%	7	9	-22%	7	0%
MV Theft	1	2	1	8	12	9	33%	14	13	8%	12	17%
Larceny from MV	3	3	0	3	9	25	-64%	9	29	-69%	26	-65%
Larceny**	1	9	3	3	16	22	-27%	23	29	-21%	32	-28%
Total	5	16	5	16	42	64	-34%	53	80	-34%	77	-31%
Other Crime												
Assault Other	9	7	6	5	27	21	29%	36	32	13%	31	16%
Vandalism	5	5	6	3	19	29	-34%	21	33	-36%	30	-30%
Drug Offenses	1	3	1	2	7	18	-61%	8	19	-58%	10	-20%
Weapons Offenses	0	6	0	0	6	0	--	6	0	600%	0	--
Weapons Offenses W Firearm	0	4	0	0	4	8	-50%	5	9	-44%	5	0%
Total	15	25	13	10	63	76	-17%	76	93	-18%	75	1%



Figures are preliminary and subject to further analysis and revision

* Sex Offenses, Forcible includes forcible rape, forcible sodomy, forcible fondling, sexual assault with an object

** Larceny includes shoplifting, pickpocket, pursesnatch, from building, bicycles, motor vehicle parts or accessories, and other.



Part I Crime - Comparison Report

Providence Police Department

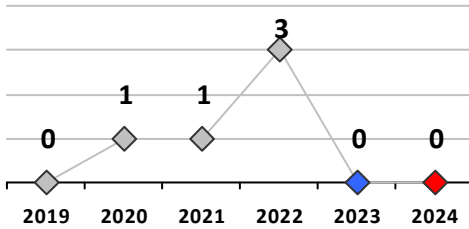
Through 2/4/2024
Week 5

District 8											
4 Week Trend 1/8/2024 - 2/4/2024				Past 28 Days 1/8/2024 - 2/4/2024				Year to Date January 1 - February 4			

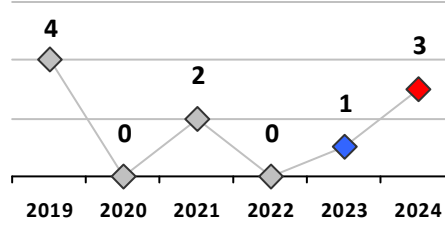
Violent Crime	Current Week	Last Week	Wk 3	Wk 2	Past 28 Days	Past 28 Days LY	Chg.	Current Year	Last Year	Chg.	Wght. 5yr Avg	Chg.
Homicide	0	0	0	0	0	0	--	0	0	0%	0	--
Sex Offenses, Forcible*	0	0	0	0	0	0	--	1	0	100%	0	--
Robbery Other	0	0	0	0	0	0	--	0	0	0%	1	--
Robbery W Firearm	0	0	0	0	0	0	--	0	0	0%	0	--
Agg. Assault	1	0	0	1	2	0	--	3	0	300%	1	200%
Agg. Assault W Firearm	0	0	0	0	0	1	--	0	1	-100%	0	--
Total	1	0	0	1	2	1	100%	4	1	300%	2	100%

Property Crime	Current Week	Last Week	Wk 3	Wk 2	Past 28 Days	Past 28 Days LY	Chg.	Current Year	Last Year	Chg.	Wght. 5yr Avg	Chg.
Burglary	0	0	0	0	0	4	--	1	4	-75%	3	-67%
MV Theft	1	0	0	0	1	3	-67%	1	3	-67%	3	-67%
Larceny from MV	0	0	0	0	0	4	--	0	4	-100%	10	--
Larceny**	1	2	1	0	4	9	-56%	6	12	-50%	12	-50%
Total	2	2	1	0	5	20	-75%	8	23	-65%	28	-71%

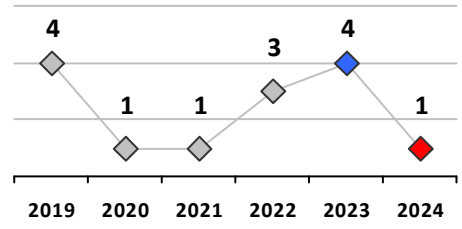
Other Crime	Current Week	Last Week	Wk 3	Wk 2	Past 28 Days	Past 28 Days LY	Chg.	Current Year	Last Year	Chg.	Wght. 5yr Avg	Chg.
Assault Other	1	2	0	2	5	4	25%	5	4	25%	7	-29%
Vandalism	1	0	0	1	2	7	-71%	2	8	-75%	10	-80%
Drug Offenses	1	0	2	0	3	1	200%	4	1	300%	0	--
Weapons Offenses	0	0	0	0	0	0	--	0	0	0%	0	--
Weapons Offenses W Firearm	0	0	0	0	0	1	--	0	1	-100%	1	--
Total	3	2	2	3	10	13	-23%	11	14	-21%	18	-39%



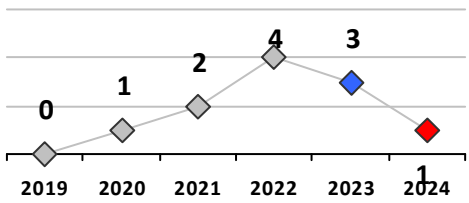
Robbery - YTD



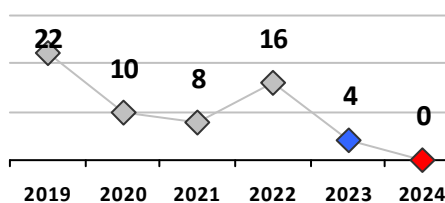
Agg. Assault - YTD



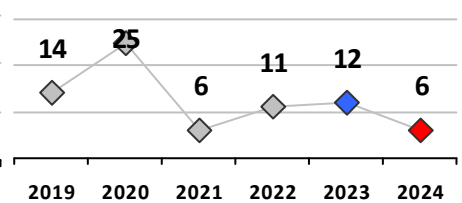
Burglary - YTD



MV Theft - YTD



Theft from MV - YTD



Larceny** - YTD

Figures are preliminary and subject to further analysis and revision

* Sex Offenses, Forcible includes forcible rape, forcible sodomy, forcible fondling, sexual assault with an object

** Larceny includes shoplifting, pickpocket, pursesnatch, from building, bicycles, motor vehicle parts or accessories, and other.



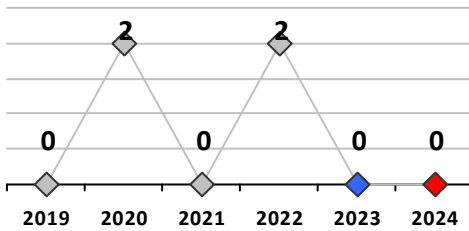
Part I Crime - Comparison Report

Providence Police Department

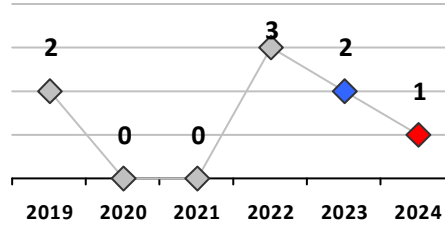
Through 2/4/2024
Week 5

District 9

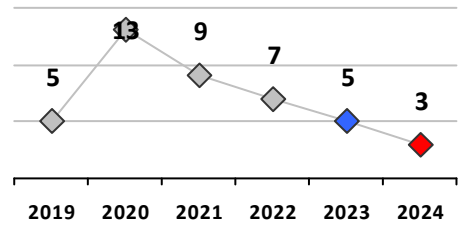
	4 Week Trend 1/8/2024 - 2/4/2024				Past 28 Days 1/8/2024 - 2/4/2024			Year to Date January 1 - February 4				
	Current Week	Last Week	Wk 3	Wk 2	Past 28 Days	Past 28 Days LY	Chg.	Current Year	Last Year	Chg.	Wght. 5yr Avg	Chg.
Violent Crime												
Homicide	0	0	0	0	0	0	--	0	0	0%	0	--
Sex Offenses, Forcible*	0	0	0	0	0	0	--	0	0	0%	0	--
Robbery Other	0	0	0	0	0	0	--	0	0	0%	1	--
Robbery W Firearm	0	0	0	0	0	0	--	0	0	0%	0	--
Agg. Assault	0	1	0	0	1	1	0%	1	2	-50%	2	-50%
Agg. Assault W Firearm	0	0	0	0	0	0	--	0	0	0%	0	--
Total	0	1	0	0	1	1	0%	1	2	-50%	2	-50%
Property Crime												
Burglary	0	0	2	1	3	4	-25%	3	5	-40%	7	-57%
MV Theft	1	0	0	0	1	1	0%	1	2	-50%	2	-50%
Larceny from MV	0	0	0	1	1	23	-96%	4	25	-84%	19	-79%
Larceny**	2	2	2	0	6	10	-40%	11	14	-21%	12	-8%
Total	3	2	4	2	11	38	-71%	19	46	-59%	40	-53%
Other Crime												
Assault Other	0	1	1	2	4	5	-20%	4	6	-33%	5	-20%
Vandalism	3	2	1	1	7	18	-61%	8	18	-56%	15	-47%
Drug Offenses	0	0	0	0	0	0	--	0	0	0%	1	--
Weapons Offenses	0	0	0	0	0	2	--	0	2	-100%	1	--
Weapons Offenses W Firearm	0	0	0	0	0	0	--	0	0	0%	2	--
Total	3	3	2	3	11	25	-56%	12	26	-54%	22	-45%



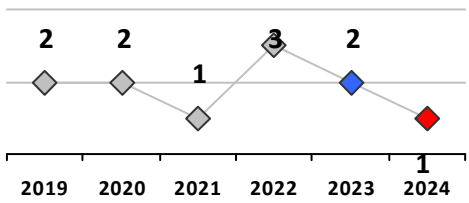
Robbery - YTD



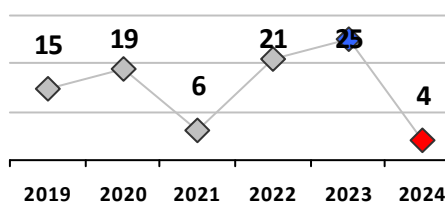
Agg. Assault - YTD



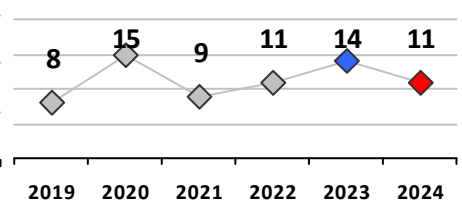
Burglary - YTD



MV Theft - YTD



Theft from MV - YTD



Larceny** - YTD

Figures are preliminary and subject to further analysis and revision

* Sex Offenses, Forcible includes forcible rape, forcible sodomy, forcible fondling, sexual assault with an object

** Larceny includes shoplifting, pickpocket, pursesnatch, from building, bicycles, motor vehicle parts or accessories, and other.