



# Part I Crime - Comparison Report

Providence Police Department

Through 5/5/2024  
Week 18

## Citywide

4 Week Trend  
4/8/2024 - 5/5/2024

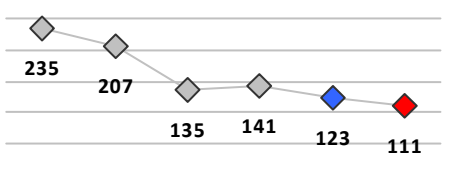
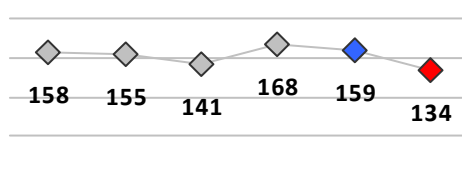
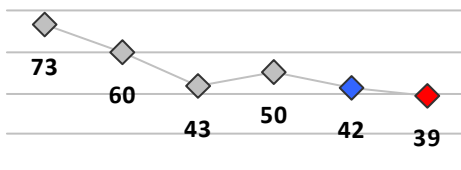
Past 28 Days  
4/8/2024 - 5/5/2024

Year to Date  
January 1 - May 5

| <b>Violent Crime</b>    | Current Week | Last Week | Wk 16    | Wk 15     | Past 28 Days | Past 28 Days LY | Chg.        | Current Year | Last Year  | Chg.        | Wght. 5yr Avg | Chg.        |
|-------------------------|--------------|-----------|----------|-----------|--------------|-----------------|-------------|--------------|------------|-------------|---------------|-------------|
| Homicide                | 0            | 0         | 0        | 0         | 0            | 1               | -100%       | 2            | 4          | -50%        | 4             | -50%        |
| Sex Offenses, Forcible* | 0            | 3         | 1        | 0         | 4            | 13              | -69%        | 40           | 57         | -30%        | 59            | -32%        |
| Robbery Other           | 2            | 1         | 1        | 0         | 4            | 8               | -50%        | 20           | 25         | -20%        | 33            | -39%        |
| Robbery W Firearm       | 1            | 4         | 0        | 0         | 5            | 2               | 150%        | 19           | 17         | 12%         | 16            | 19%         |
| Agg. Assault            | 6            | 10        | 6        | 9         | 31           | 36              | -14%        | 121          | 125        | -3%         | 129           | -6%         |
| Agg. Assault W Firearm  | 6            | 0         | 0        | 1         | 7            | 7               | 0%          | 13           | 34         | -62%        | 28            | -54%        |
| <b>Total</b>            | <b>15</b>    | <b>18</b> | <b>8</b> | <b>10</b> | <b>51</b>    | <b>67</b>       | <b>-24%</b> | <b>215</b>   | <b>262</b> | <b>-18%</b> | <b>269</b>    | <b>-20%</b> |

| <b>Property Crime</b> | Current Week | Last Week | Wk 16     | Wk 15     | Past 28 Days | Past 28 Days LY | Chg.       | Current Year | Last Year   | Chg.        | Wght. 5yr Avg | Chg.        |
|-----------------------|--------------|-----------|-----------|-----------|--------------|-----------------|------------|--------------|-------------|-------------|---------------|-------------|
| Burglary              | 4            | 7         | 9         | 3         | 23           | 26              | -12%       | 111          | 123         | -10%        | 149           | -26%        |
| MV Theft              | 13           | 12        | 14        | 15        | 54           | 38              | 42%        | 179          | 183         | -2%         | 208           | -14%        |
| Larceny from MV       | 14           | 16        | 24        | 4         | 58           | 103             | -44%       | 228          | 433         | -47%        | 543           | -58%        |
| Larceny**             | 38           | 34        | 34        | 45        | 151          | 140             | 8%         | 595          | 621         | -4%         | 629           | -5%         |
| <b>Total</b>          | <b>69</b>    | <b>69</b> | <b>81</b> | <b>67</b> | <b>286</b>   | <b>307</b>      | <b>-7%</b> | <b>1113</b>  | <b>1360</b> | <b>-18%</b> | <b>1528</b>   | <b>-27%</b> |

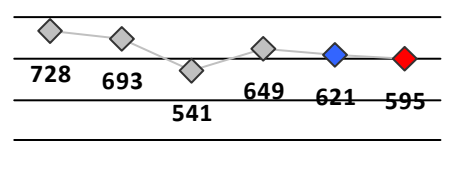
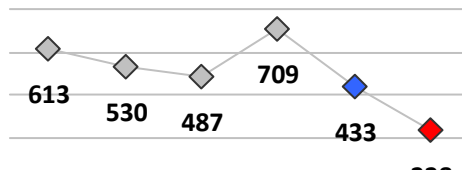
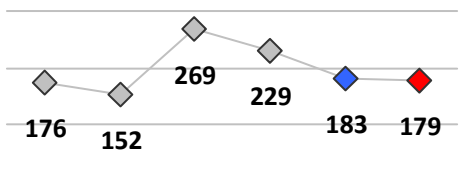
| <b>Other Crime</b>         | Current Week | Last Week | Wk 16     | Wk 15     | Past 28 Days | Past 28 Days LY | Chg.        | Current Year | Last Year   | Chg.       | Wght. 5yr Avg | Chg.       |
|----------------------------|--------------|-----------|-----------|-----------|--------------|-----------------|-------------|--------------|-------------|------------|---------------|------------|
| Assault Other              | 37           | 34        | 35        | 31        | 137          | 167             | -18%        | 660          | 612         | 8%         | 601           | 10%        |
| Vandalism                  | 41           | 33        | 23        | 26        | 123          | 165             | -25%        | 486          | 598         | -19%       | 597           | -19%       |
| Drug Offenses              | 12           | 5         | 9         | 14        | 40           | 43              | -7%         | 197          | 251         | -22%       | 207           | -5%        |
| Weapons Offenses           | 11           | 3         | 0         | 2         | 16           | 9               | 78%         | 57           | 35          | 63%        | 39            | 46%        |
| Weapons Offenses W Firearm | 8            | 1         | 4         | 12        | 25           | 23              | 9%          | 99           | 102         | -3%        | 100           | -1%        |
| <b>Total</b>               | <b>109</b>   | <b>76</b> | <b>71</b> | <b>85</b> | <b>341</b>   | <b>407</b>      | <b>-16%</b> | <b>1499</b>  | <b>1598</b> | <b>-6%</b> | <b>1543</b>   | <b>-3%</b> |



2019 2020 2021 2022 2023 2024  
**Robbery - YTD**

2019 2020 2021 2022 2023 2024  
**Aggravated Assault - YTD**

2019 2020 2021 2022 2023 2024  
**Burglary - YTD**



2019 2020 2021 2022 2023 2024  
**MV Theft - YTD**

2019 2020 2021 2022 2023 2024  
**Theft from MV - YTD**

2019 2020 2021 2022 2023 2024  
**Larceny\*\* - YTD**

Figures are preliminary and subject to further analysis and revision

\* Sex Offenses, Forcible includes forcible rape, forcible sodomy, forcible fondling, sexual assault with an object

\*\* Larceny includes shoplifting, pickpocket, pursesnatch, from building, bicycles, motor vehicle parts or accessories, and other.



# Part I Crime - Comparison Report

## Providence Police Department

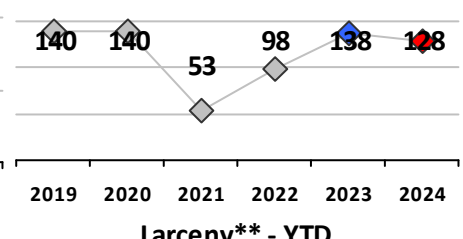
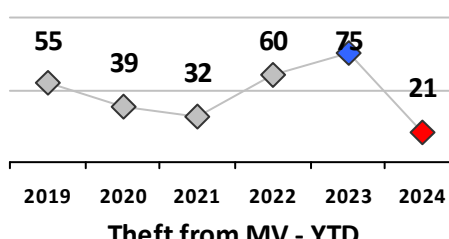
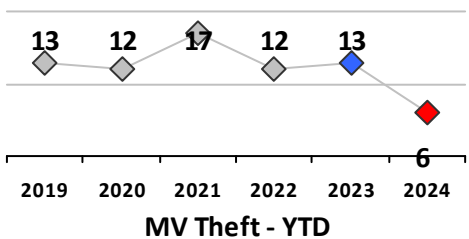
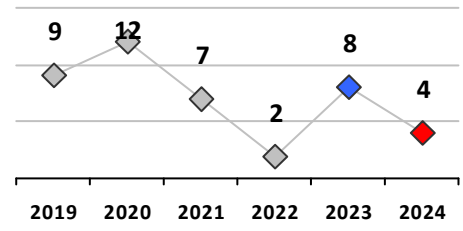
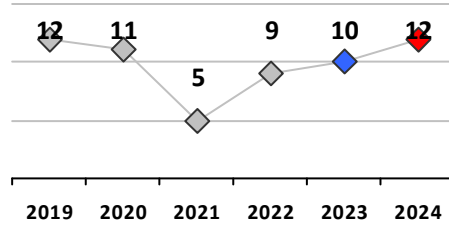
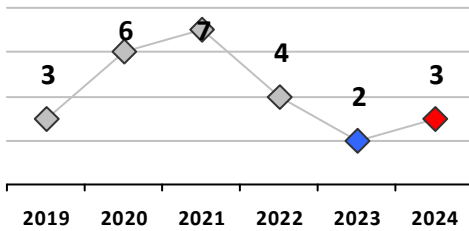
Through 5/5/2024  
Week 18

| District 1                          |  |  |  |                                     |  |  |  |                                   |  |  |  |
|-------------------------------------|--|--|--|-------------------------------------|--|--|--|-----------------------------------|--|--|--|
| 4 Week Trend<br>4/8/2024 - 5/5/2024 |  |  |  | Past 28 Days<br>4/8/2024 - 5/5/2024 |  |  |  | Year to Date<br>January 1 - May 5 |  |  |  |

| <b>Violent Crime</b>    | Current Week | Last Week | Wk 16    | Wk 15    | Past 28 Days | Past 28 Days LY | Chg.      | Current Year | Last Year | Chg.       | Wght. 5yr Avg | Chg.       |
|-------------------------|--------------|-----------|----------|----------|--------------|-----------------|-----------|--------------|-----------|------------|---------------|------------|
| Homicide                | 0            | 0         | 0        | 0        | 0            | 0               | --        | 0            | 0         | 0%         | 0             | --         |
| Sex Offenses, Forcible* | 0            | 0         | 0        | 0        | 0            | 1               | --        | 4            | 2         | 100%       | 2             | 100%       |
| Robbery Other           | 0            | 0         | 0        | 0        | 0            | 0               | --        | 3            | 2         | 50%        | 4             | -25%       |
| Robbery W Firearm       | 0            | 0         | 0        | 0        | 0            | 0               | --        | 0            | 0         | 0%         | 1             | --         |
| Agg. Assault            | 2            | 1         | 0        | 1        | 4            | 3               | 33%       | 11           | 10        | 10%        | 9             | 22%        |
| Agg. Assault W Firearm  | 0            | 0         | 0        | 0        | 0            | 0               | --        | 1            | 0         | 100%       | 0             | --         |
| <b>Total</b>            | <b>2</b>     | <b>1</b>  | <b>0</b> | <b>1</b> | <b>4</b>     | <b>4</b>        | <b>0%</b> | <b>19</b>    | <b>14</b> | <b>36%</b> | <b>15</b>     | <b>27%</b> |

| <b>Property Crime</b> | Current Week | Last Week | Wk 16     | Wk 15     | Past 28 Days | Past 28 Days LY | Chg.        | Current Year | Last Year  | Chg.        | Wght. 5yr Avg | Chg.        |
|-----------------------|--------------|-----------|-----------|-----------|--------------|-----------------|-------------|--------------|------------|-------------|---------------|-------------|
| Burglary              | 0            | 0         | 0         | 0         | 0            | 1               | --          | 4            | 8          | -50%        | 7             | -43%        |
| MV Theft              | 1            | 1         | 1         | 2         | 5            | 5               | 0%          | 6            | 13         | -54%        | 13            | -54%        |
| Larceny from MV       | 1            | 5         | 1         | 0         | 7            | 21              | -67%        | 21           | 75         | -72%        | 56            | -63%        |
| Larceny**             | 10           | 5         | 10        | 8         | 33           | 39              | -15%        | 128          | 138        | -7%         | 111           | 15%         |
| <b>Total</b>          | <b>12</b>    | <b>11</b> | <b>12</b> | <b>10</b> | <b>45</b>    | <b>66</b>       | <b>-32%</b> | <b>159</b>   | <b>234</b> | <b>-32%</b> | <b>187</b>    | <b>-15%</b> |

| <b>Other Crime</b>         | Current Week | Last Week | Wk 16    | Wk 15    | Past 28 Days | Past 28 Days LY | Chg.       | Current Year | Last Year  | Chg.        | Wght. 5yr Avg | Chg.      |
|----------------------------|--------------|-----------|----------|----------|--------------|-----------------|------------|--------------|------------|-------------|---------------|-----------|
| Assault Other              | 7            | 4         | 3        | 0        | 14           | 21              | -33%       | 84           | 80         | 5%          | 62            | 35%       |
| Vandalism                  | 5            | 11        | 2        | 3        | 21           | 14              | 50%        | 37           | 58         | -36%        | 56            | -34%      |
| Drug Offenses              | 1            | 1         | 2        | 0        | 4            | 3               | 33%        | 16           | 23         | -30%        | 17            | -6%       |
| Weapons Offenses           | 0            | 1         | 0        | 0        | 1            | 3               | -67%       | 4            | 6          | -33%        | 6             | -33%      |
| Weapons Offenses W Firearm | 0            | 0         | 0        | 0        | 0            | 0               | --         | 5            | 2          | 150%        | 2             | 150%      |
| <b>Total</b>               | <b>13</b>    | <b>17</b> | <b>7</b> | <b>3</b> | <b>40</b>    | <b>41</b>       | <b>-2%</b> | <b>146</b>   | <b>169</b> | <b>-14%</b> | <b>143</b>    | <b>2%</b> |



Figures are preliminary and subject to further analysis and revision

\* Sex Offenses, Forcible includes forcible rape, forcible sodomy, forcible fondling, sexual assault with an object

\*\* Larceny includes shoplifting, pickpocket, pursesnatch, from building, bicycles, motor vehicle parts or accessories, and other.



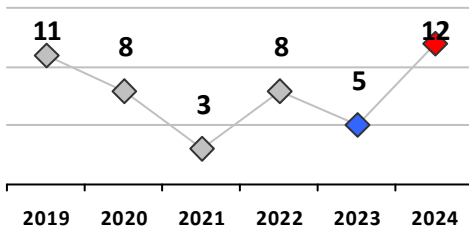
# Part I Crime - Comparison Report

## Providence Police Department

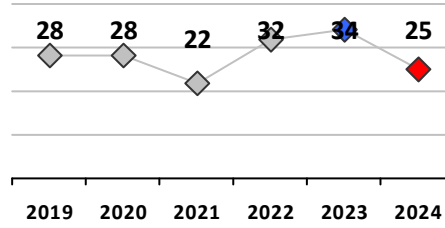
Through 5/5/2024  
Week 18

### District 2

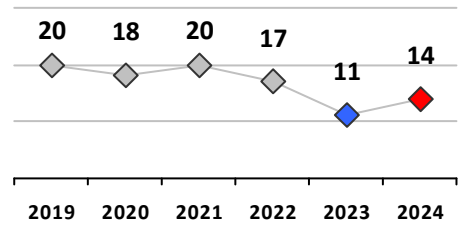
|                            | 4 Week Trend<br>4/8/2024 - 5/5/2024 |           |           |           | Past 28 Days<br>4/8/2024 - 5/5/2024 |                 |             | Year to Date<br>January 1 - May 5 |            |             |               |             |
|----------------------------|-------------------------------------|-----------|-----------|-----------|-------------------------------------|-----------------|-------------|-----------------------------------|------------|-------------|---------------|-------------|
|                            | Current Week                        | Last Week | Wk 16     | Wk 15     | Past 28 Days                        | Past 28 Days LY | Chg.        | Current Year                      | Last Year  | Chg.        | Wght. 5yr Avg | Chg.        |
| <b>Violent Crime</b>       |                                     |           |           |           |                                     |                 |             |                                   |            |             |               |             |
| Homicide                   | 0                                   | 0         | 0         | 0         | 0                                   | 0               | --          | 0                                 | 1          | -100%       | 1             | --          |
| Sex Offenses, Forcible*    | 0                                   | 0         | 0         | 0         | 0                                   | 2               | --          | 4                                 | 9          | -56%        | 12            | -67%        |
| Robbery Other              | 1                                   | 0         | 0         | 0         | 1                                   | 3               | -67%        | 6                                 | 4          | 50%         | 5             | 20%         |
| Robbery W Firearm          | 1                                   | 0         | 0         | 0         | 1                                   | 0               | --          | 6                                 | 1          | 500%        | 2             | 200%        |
| Agg. Assault               | 1                                   | 2         | 2         | 1         | 6                                   | 11              | -45%        | 25                                | 29         | -14%        | 25            | 0%          |
| Agg. Assault W Firearm     | 0                                   | 0         | 0         | 0         | 0                                   | 0               | --          | 0                                 | 5          | -100%       | 5             | --          |
| <b>Total</b>               | <b>3</b>                            | <b>2</b>  | <b>2</b>  | <b>1</b>  | <b>8</b>                            | <b>16</b>       | <b>-50%</b> | <b>41</b>                         | <b>49</b>  | <b>-16%</b> | <b>49</b>     | <b>-16%</b> |
| <b>Property Crime</b>      |                                     |           |           |           |                                     |                 |             |                                   |            |             |               |             |
| Burglary                   | 1                                   | 0         | 1         | 1         | 3                                   | 3               | 0%          | 14                                | 11         | 27%         | 16            | -13%        |
| MV Theft                   | 0                                   | 0         | 2         | 2         | 4                                   | 6               | -33%        | 20                                | 35         | -43%        | 38            | -47%        |
| Larceny from MV            | 1                                   | 2         | 2         | 0         | 5                                   | 3               | 67%         | 12                                | 24         | -50%        | 49            | -76%        |
| Larceny**                  | 6                                   | 3         | 0         | 1         | 10                                  | 16              | -38%        | 35                                | 68         | -49%        | 67            | -48%        |
| <b>Total</b>               | <b>8</b>                            | <b>5</b>  | <b>5</b>  | <b>4</b>  | <b>22</b>                           | <b>28</b>       | <b>-21%</b> | <b>81</b>                         | <b>138</b> | <b>-41%</b> | <b>169</b>    | <b>-52%</b> |
| <b>Other Crime</b>         |                                     |           |           |           |                                     |                 |             |                                   |            |             |               |             |
| Assault Other              | 4                                   | 1         | 4         | 6         | 15                                  | 32              | -53%        | 89                                | 91         | -2%         | 99            | -10%        |
| Vandalism                  | 2                                   | 4         | 2         | 2         | 10                                  | 22              | -55%        | 41                                | 68         | -40%        | 68            | -40%        |
| Drug Offenses              | 0                                   | 2         | 5         | 5         | 12                                  | 6               | 100%        | 33                                | 52         | -37%        | 41            | -20%        |
| Weapons Offenses           | 0                                   | 1         | 0         | 2         | 3                                   | 3               | 0%          | 6                                 | 7          | -14%        | 7             | -14%        |
| Weapons Offenses W Firearm | 0                                   | 0         | 0         | 2         | 2                                   | 8               | -75%        | 14                                | 20         | -30%        | 25            | -44%        |
| <b>Total</b>               | <b>6</b>                            | <b>8</b>  | <b>11</b> | <b>17</b> | <b>42</b>                           | <b>71</b>       | <b>-41%</b> | <b>183</b>                        | <b>238</b> | <b>-23%</b> | <b>238</b>    | <b>-23%</b> |



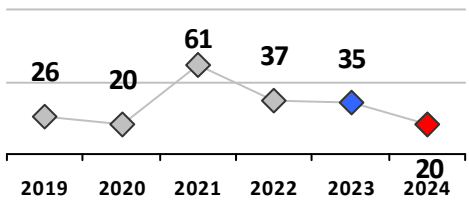
Robbery - YTD



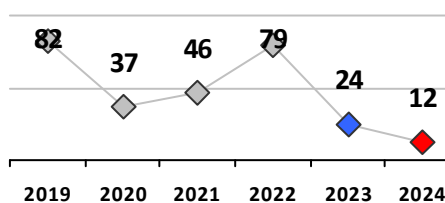
Agg. Assault - YTD



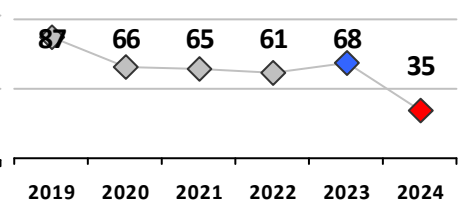
Burglary - YTD



MV Theft - YTD



Theft from MV - YTD



Larceny\*\* - YTD

Figures are preliminary and subject to further analysis and revision

\* Sex Offenses, Forcible includes forcible rape, forcible sodomy, forcible fondling, sexual assault with an object

\*\* Larceny includes shoplifting, pickpocket, pursesnatch, from building, bicycles, motor vehicle parts or accessories, and other.



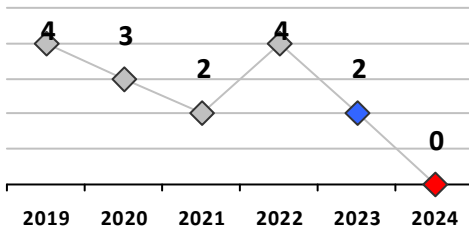
# Part I Crime - Comparison Report

## Providence Police Department

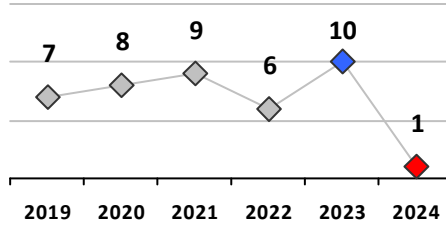
Through 5/5/2024  
Week 18

### District 3

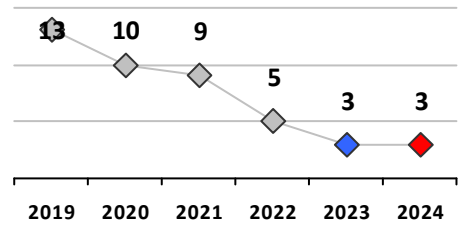
|                            | 4 Week Trend<br>4/8/2024 - 5/5/2024 |           |          |          | Past 28 Days<br>4/8/2024 - 5/5/2024 |                 |             | Year to Date<br>January 1 - May 5 |           |             |               |             |
|----------------------------|-------------------------------------|-----------|----------|----------|-------------------------------------|-----------------|-------------|-----------------------------------|-----------|-------------|---------------|-------------|
|                            | Current Week                        | Last Week | Wk 16    | Wk 15    | Past 28 Days                        | Past 28 Days LY | Chg.        | Current Year                      | Last Year | Chg.        | Wght. 5yr Avg | Chg.        |
| <b>Violent Crime</b>       |                                     |           |          |          |                                     |                 |             |                                   |           |             |               |             |
| Homicide                   | 0                                   | 0         | 0        | 0        | 0                                   | 0               | --          | 0                                 | 0         | 0%          | 0             | --          |
| Sex Offenses, Forcible*    | 0                                   | 0         | 0        | 0        | 0                                   | 0               | --          | 2                                 | 4         | -50%        | 2             | 0%          |
| Robbery Other              | 0                                   | 0         | 0        | 0        | 0                                   | 0               | --          | 0                                 | 2         | -100%       | 2             | --          |
| Robbery W Firearm          | 0                                   | 0         | 0        | 0        | 0                                   | 0               | --          | 0                                 | 0         | 0%          | 1             | --          |
| Agg. Assault               | 0                                   | 0         | 0        | 0        | 0                                   | 2               | --          | 1                                 | 8         | -88%        | 7             | -86%        |
| Agg. Assault W Firearm     | 0                                   | 0         | 0        | 0        | 0                                   | 0               | --          | 0                                 | 2         | -100%       | 2             | --          |
| <b>Total</b>               | <b>0</b>                            | <b>0</b>  | <b>0</b> | <b>0</b> | <b>0</b>                            | <b>2</b>        | <b>200%</b> | <b>3</b>                          | <b>16</b> | <b>-81%</b> | <b>13</b>     | <b>-77%</b> |
| <b>Property Crime</b>      |                                     |           |          |          |                                     |                 |             |                                   |           |             |               |             |
| Burglary                   | 0                                   | 0         | 0        | 0        | 0                                   | 1               | --          | 3                                 | 3         | 0%          | 6             | -50%        |
| MV Theft                   | 0                                   | 1         | 1        | 1        | 3                                   | 1               | 200%        | 12                                | 8         | 50%         | 10            | 20%         |
| Larceny from MV            | 0                                   | 1         | 1        | 0        | 2                                   | 1               | 100%        | 11                                | 13        | -15%        | 30            | -63%        |
| Larceny**                  | 0                                   | 1         | 1        | 2        | 4                                   | 3               | 33%         | 28                                | 19        | 47%         | 27            | 4%          |
| <b>Total</b>               | <b>0</b>                            | <b>3</b>  | <b>3</b> | <b>3</b> | <b>9</b>                            | <b>6</b>        | <b>50%</b>  | <b>54</b>                         | <b>43</b> | <b>26%</b>  | <b>74</b>     | <b>-27%</b> |
| <b>Other Crime</b>         |                                     |           |          |          |                                     |                 |             |                                   |           |             |               |             |
| Assault Other              | 0                                   | 1         | 1        | 3        | 5                                   | 9               | -44%        | 28                                | 26        | 8%          | 32            | -13%        |
| Vandalism                  | 1                                   | 0         | 0        | 3        | 4                                   | 12              | -67%        | 27                                | 32        | -16%        | 36            | -25%        |
| Drug Offenses              | 0                                   | 0         | 0        | 1        | 1                                   | 5               | -80%        | 10                                | 10        | 0%          | 11            | -9%         |
| Weapons Offenses           | 0                                   | 0         | 0        | 0        | 0                                   | 0               | --          | 5                                 | 1         | 400%        | 1             | 400%        |
| Weapons Offenses W Firearm | 0                                   | 1         | 0        | 0        | 1                                   | 3               | -67%        | 7                                 | 7         | 0%          | 5             | 40%         |
| <b>Total</b>               | <b>1</b>                            | <b>2</b>  | <b>1</b> | <b>7</b> | <b>11</b>                           | <b>29</b>       | <b>-62%</b> | <b>77</b>                         | <b>76</b> | <b>1%</b>   | <b>85</b>     | <b>-9%</b>  |



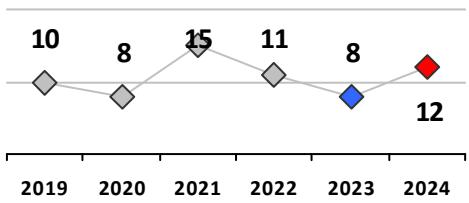
Robbery - YTD



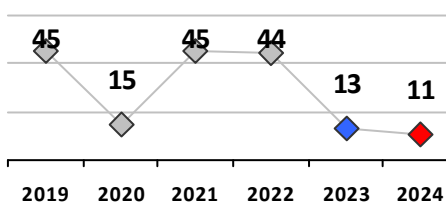
Agg. Assault - YTD



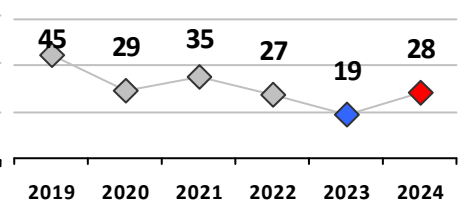
Burglary - YTD



MV Theft - YTD



Theft from MV - YTD



Larceny\*\* - YTD

Figures are preliminary and subject to further analysis and revision

\* Sex Offenses, Forcible includes forcible rape, forcible sodomy, forcible fondling, sexual assault with an object

\*\* Larceny includes shoplifting, pickpocket, pursesnatch, from building, bicycles, motor vehicle parts or accessories, and other.



# Part I Crime - Comparison Report

## Providence Police Department

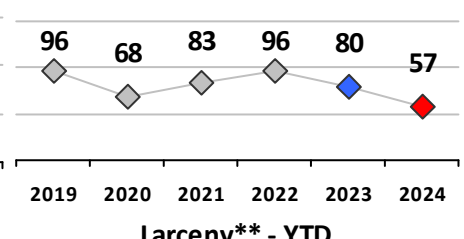
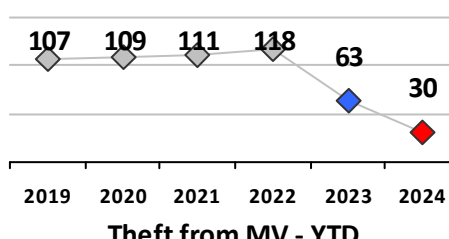
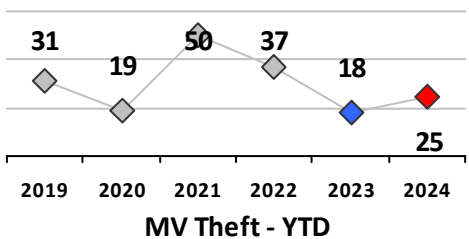
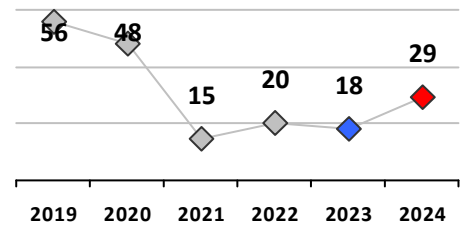
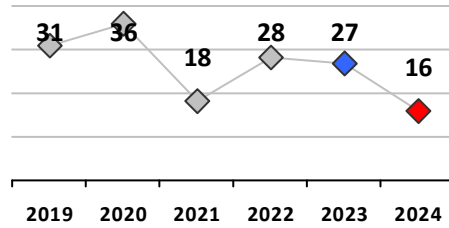
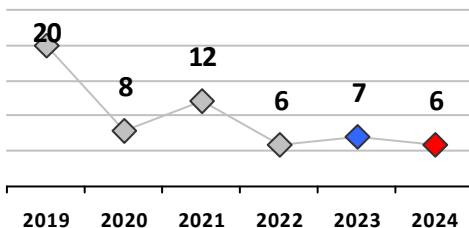
Through 5/5/2024  
Week 18

### District 4

|                         | 4 Week Trend<br>4/8/2024 - 5/5/2024 |           |          |          | Past 28 Days<br>4/8/2024 - 5/5/2024 |                 |             | Year to Date<br>January 1 - May 5 |           |             |               |             |
|-------------------------|-------------------------------------|-----------|----------|----------|-------------------------------------|-----------------|-------------|-----------------------------------|-----------|-------------|---------------|-------------|
|                         | Current Week                        | Last Week | Wk 16    | Wk 15    | Past 28 Days                        | Past 28 Days LY | Chg.        | Current Year                      | Last Year | Chg.        | Wght. 5yr Avg | Chg.        |
| <b>Violent Crime</b>    |                                     |           |          |          |                                     |                 |             |                                   |           |             |               |             |
| Homicide                | 0                                   | 0         | 0        | 0        | 0                                   | 0               | --          | 0                                 | 0         | 0%          | 0             | --          |
| Sex Offenses, Forcible* | 0                                   | 1         | 0        | 0        | 1                                   | 6               | -83%        | 3                                 | 18        | -83%        | 13            | -77%        |
| Robbery Other           | 1                                   | 0         | 0        | 0        | 1                                   | 2               | -50%        | 4                                 | 6         | -33%        | 6             | -33%        |
| Robbery W Firearm       | 0                                   | 1         | 0        | 0        | 1                                   | 0               | --          | 2                                 | 1         | 100%        | 2             | 0%          |
| Agg. Assault            | 1                                   | 2         | 0        | 2        | 5                                   | 7               | -29%        | 14                                | 23        | -39%        | 23            | -39%        |
| Agg. Assault W Firearm  | 0                                   | 0         | 0        | 0        | 0                                   | 1               | --          | 2                                 | 4         | -50%        | 4             | -50%        |
| <b>Total</b>            | <b>2</b>                            | <b>4</b>  | <b>0</b> | <b>2</b> | <b>8</b>                            | <b>16</b>       | <b>-50%</b> | <b>25</b>                         | <b>52</b> | <b>-52%</b> | <b>48</b>     | <b>-48%</b> |

|                       | 4 Week Trend<br>4/8/2024 - 5/5/2024 |           |          |          | Past 28 Days<br>4/8/2024 - 5/5/2024 |                 |             | Year to Date<br>January 1 - May 5 |            |             |               |             |
|-----------------------|-------------------------------------|-----------|----------|----------|-------------------------------------|-----------------|-------------|-----------------------------------|------------|-------------|---------------|-------------|
|                       | Current Week                        | Last Week | Wk 16    | Wk 15    | Past 28 Days                        | Past 28 Days LY | Chg.        | Current Year                      | Last Year  | Chg.        | Wght. 5yr Avg | Chg.        |
| <b>Property Crime</b> |                                     |           |          |          |                                     |                 |             |                                   |            |             |               |             |
| Burglary              | 1                                   | 2         | 1        | 0        | 4                                   | 6               | -33%        | 29                                | 18         | 61%         | 24            | 21%         |
| MV Theft              | 2                                   | 2         | 0        | 5        | 9                                   | 5               | 80%         | 25                                | 18         | 39%         | 30            | -17%        |
| Larceny from MV       | 2                                   | 1         | 1        | 1        | 5                                   | 14              | -64%        | 30                                | 63         | -52%        | 96            | -69%        |
| Larceny**             | 2                                   | 9         | 3        | 2        | 16                                  | 19              | -16%        | 57                                | 80         | -29%        | 84            | -32%        |
| <b>Total</b>          | <b>7</b>                            | <b>14</b> | <b>5</b> | <b>8</b> | <b>34</b>                           | <b>44</b>       | <b>-23%</b> | <b>141</b>                        | <b>179</b> | <b>-21%</b> | <b>235</b>    | <b>-40%</b> |

|                            | 4 Week Trend<br>4/8/2024 - 5/5/2024 |           |          |           | Past 28 Days<br>4/8/2024 - 5/5/2024 |                 |            | Year to Date<br>January 1 - May 5 |            |            |               |            |
|----------------------------|-------------------------------------|-----------|----------|-----------|-------------------------------------|-----------------|------------|-----------------------------------|------------|------------|---------------|------------|
|                            | Current Week                        | Last Week | Wk 16    | Wk 15     | Past 28 Days                        | Past 28 Days LY | Chg.       | Current Year                      | Last Year  | Chg.       | Wght. 5yr Avg | Chg.       |
| <b>Other Crime</b>         |                                     |           |          |           |                                     |                 |            |                                   |            |            |               |            |
| Assault Other              | 8                                   | 10        | 3        | 4         | 25                                  | 23              | 9%         | 107                               | 101        | 6%         | 97            | 10%        |
| Vandalism                  | 6                                   | 2         | 3        | 3         | 14                                  | 23              | -39%       | 69                                | 89         | -22%       | 91            | -24%       |
| Drug Offenses              | 6                                   | 1         | 1        | 2         | 10                                  | 8               | 25%        | 60                                | 55         | 9%         | 56            | 7%         |
| Weapons Offenses           | 0                                   | 0         | 0        | 0         | 0                                   | 1               | --         | 11                                | 8          | 38%        | 7             | 57%        |
| Weapons Offenses W Firearm | 0                                   | 0         | 0        | 4         | 4                                   | 3               | 33%        | 16                                | 12         | 33%        | 19            | -16%       |
| <b>Total</b>               | <b>20</b>                           | <b>13</b> | <b>7</b> | <b>13</b> | <b>53</b>                           | <b>58</b>       | <b>-9%</b> | <b>263</b>                        | <b>265</b> | <b>-1%</b> | <b>270</b>    | <b>-3%</b> |



Figures are preliminary and subject to further analysis and revision

\* Sex Offenses, Forcible includes forcible rape, forcible sodomy, forcible fondling, sexual assault with an object

\*\* Larceny includes shoplifting, pickpocket, pursesnatch, from building, bicycles, motor vehicle parts or accessories, and other.



# Part I Crime - Comparison Report

## Providence Police Department

Through 5/5/2024  
Week 18

### District 5

4 Week Trend  
4/8/2024 - 5/5/2024

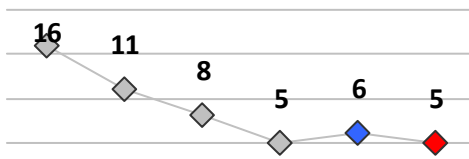
Past 28 Days  
4/8/2024 - 5/5/2024

Year to Date  
January 1 - May 5

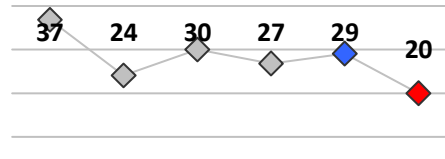
| <b>Violent Crime</b>    | <b>Current Week</b> | <b>Last Week</b> | <b>Wk 16</b> | <b>Wk 15</b> | <b>Past 28 Days</b> | <b>Past 28 Days LY</b> | <b>Chg.</b> | <b>Current Year</b> | <b>Last Year</b> | <b>Chg.</b> | <b>Wght. 5yr Avg</b> | <b>Chg.</b> |
|-------------------------|---------------------|------------------|--------------|--------------|---------------------|------------------------|-------------|---------------------|------------------|-------------|----------------------|-------------|
| Homicide                | 0                   | 0                | 0            | 0            | 0                   | 0                      | --          | 2                   | 1                | 100%        | 1                    | 100%        |
| Sex Offenses, Forcible* | 0                   | 0                | 0            | 0            | 0                   | 4                      | --          | 5                   | 9                | -44%        | 10                   | -50%        |
| Robbery Other           | 0                   | 0                | 1            | 0            | 1                   | 0                      | --          | 2                   | 4                | -50%        | 5                    | -60%        |
| Robbery W Firearm       | 0                   | 1                | 0            | 0            | 1                   | 1                      | 0%          | 3                   | 2                | 50%         | 3                    | 0%          |
| Agg. Assault            | 1                   | 3                | 2            | 0            | 6                   | 5                      | 20%         | 20                  | 22               | -9%         | 24                   | -17%        |
| Agg. Assault W Firearm  | 0                   | 0                | 0            | 0            | 0                   | 2                      | --          | 0                   | 7                | -100%       | 4                    | --          |
| <b>Total</b>            | <b>1</b>            | <b>4</b>         | <b>3</b>     | <b>0</b>     | <b>8</b>            | <b>12</b>              | <b>-33%</b> | <b>32</b>           | <b>45</b>        | <b>-29%</b> | <b>46</b>            | <b>-30%</b> |

| <b>Property Crime</b> | <b>Current Week</b> | <b>Last Week</b> | <b>Wk 16</b> | <b>Wk 15</b> | <b>Past 28 Days</b> | <b>Past 28 Days LY</b> | <b>Chg.</b> | <b>Current Year</b> | <b>Last Year</b> | <b>Chg.</b> | <b>Wght. 5yr Avg</b> | <b>Chg.</b> |
|-----------------------|---------------------|------------------|--------------|--------------|---------------------|------------------------|-------------|---------------------|------------------|-------------|----------------------|-------------|
| Burglary              | 1                   | 2                | 3            | 1            | 7                   | 1                      | 600%        | 16                  | 18               | -11%        | 21                   | -24%        |
| MV Theft              | 0                   | 1                | 2            | 0            | 3                   | 4                      | -25%        | 21                  | 21               | 0%          | 27                   | -22%        |
| Larceny from MV       | 2                   | 1                | 4            | 0            | 7                   | 11                     | -36%        | 30                  | 27               | 11%         | 44                   | -32%        |
| Larceny**             | 5                   | 3                | 3            | 4            | 15                  | 11                     | 36%         | 51                  | 54               | -6%         | 59                   | -14%        |
| <b>Total</b>          | <b>8</b>            | <b>7</b>         | <b>12</b>    | <b>5</b>     | <b>32</b>           | <b>27</b>              | <b>19%</b>  | <b>118</b>          | <b>120</b>       | <b>-2%</b>  | <b>150</b>           | <b>-21%</b> |

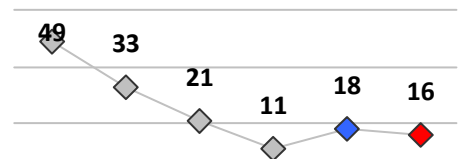
| <b>Other Crime</b>         | <b>Current Week</b> | <b>Last Week</b> | <b>Wk 16</b> | <b>Wk 15</b> | <b>Past 28 Days</b> | <b>Past 28 Days LY</b> | <b>Chg.</b> | <b>Current Year</b> | <b>Last Year</b> | <b>Chg.</b> | <b>Wght. 5yr Avg</b> | <b>Chg.</b> |
|----------------------------|---------------------|------------------|--------------|--------------|---------------------|------------------------|-------------|---------------------|------------------|-------------|----------------------|-------------|
| Assault Other              | 11                  | 7                | 9            | 3            | 30                  | 31                     | -3%         | 115                 | 106              | 8%          | 97                   | 19%         |
| Vandalism                  | 8                   | 5                | 6            | 2            | 21                  | 26                     | -19%        | 70                  | 82               | -15%        | 80                   | -13%        |
| Drug Offenses              | 2                   | 0                | 0            | 4            | 6                   | 10                     | -40%        | 32                  | 50               | -36%        | 34                   | -6%         |
| Weapons Offenses           | 11                  | 0                | 0            | 0            | 11                  | 2                      | 450%        | 16                  | 7                | 129%        | 11                   | 45%         |
| Weapons Offenses W Firearm | 3                   | 0                | 0            | 0            | 3                   | 4                      | -25%        | 22                  | 15               | 47%         | 16                   | 38%         |
| <b>Total</b>               | <b>35</b>           | <b>12</b>        | <b>15</b>    | <b>9</b>     | <b>71</b>           | <b>73</b>              | <b>-3%</b>  | <b>255</b>          | <b>260</b>       | <b>-2%</b>  | <b>237</b>           | <b>8%</b>   |



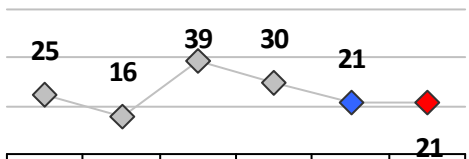
Robbery - YTD



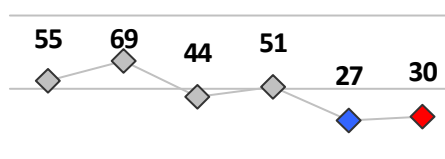
Agg. Assault - YTD



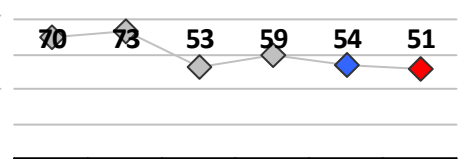
Burglary - YTD



MV Theft - YTD



Theft from MV - YTD



Larceny\*\* - YTD

Figures are preliminary and subject to further analysis and revision

\* Sex Offenses, Forcible includes forcible rape, forcible sodomy, forcible fondling, sexual assault with an object

\*\* Larceny includes shoplifting, pickpocket, pursesnatch, from building, bicycles, motor vehicle parts or accessories, and other.



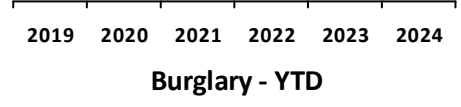

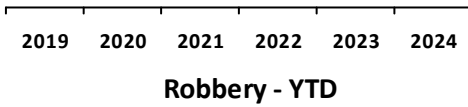
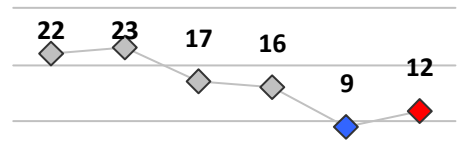
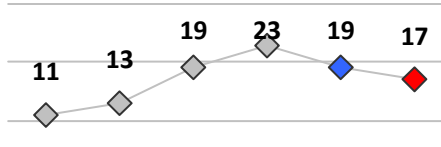
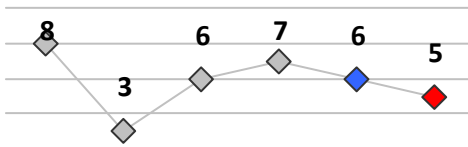
# Part I Crime - Comparison Report

## Providence Police Department

Through 5/5/2024  
Week 18

### District 6

|                            | 4 Week Trend<br>4/8/2024 - 5/5/2024 |           |          |          | Past 28 Days<br>4/8/2024 - 5/5/2024 |                 |             | Year to Date<br>January 1 - May 5 |            |             |               |             |
|----------------------------|-------------------------------------|-----------|----------|----------|-------------------------------------|-----------------|-------------|-----------------------------------|------------|-------------|---------------|-------------|
|                            | Current Week                        | Last Week | Wk 16    | Wk 15    | Past 28 Days                        | Past 28 Days LY | Chg.        | Current Year                      | Last Year  | Chg.        | Wght. 5yr Avg | Chg.        |
| <b>Violent Crime</b>       |                                     |           |          |          |                                     |                 |             |                                   |            |             |               |             |
| Homicide                   | 0                                   | 0         | 0        | 0        | 0                                   | 0               | --          | 0                                 | 0          | 0%          | 1             | --          |
| Sex Offenses, Forcible*    | 0                                   | 0         | 0        | 0        | 0                                   | 0               | --          | 4                                 | 8          | -50%        | 9             | -56%        |
| Robbery Other              | 0                                   | 0         | 0        | 0        | 0                                   | 1               | --          | 4                                 | 2          | 100%        | 3             | 33%         |
| Robbery W Firearm          | 0                                   | 1         | 0        | 0        | 1                                   | 0               | --          | 1                                 | 4          | -75%        | 3             | -67%        |
| Agg. Assault               | 0                                   | 1         | 0        | 2        | 3                                   | 3               | 0%          | 17                                | 12         | 42%         | 14            | 21%         |
| Agg. Assault W Firearm     | 0                                   | 0         | 0        | 0        | 0                                   | 3               | --          | 0                                 | 7          | -100%       | 5             | --          |
| <b>Total</b>               | <b>0</b>                            | <b>2</b>  | <b>0</b> | <b>2</b> | <b>4</b>                            | <b>7</b>        | <b>-43%</b> | <b>26</b>                         | <b>33</b>  | <b>-21%</b> | <b>35</b>     | <b>-26%</b> |
| <b>Property Crime</b>      |                                     |           |          |          |                                     |                 |             |                                   |            |             |               |             |
| Burglary                   | 0                                   | 0         | 2        | 0        | 2                                   | 1               | 100%        | 12                                | 9          | 33%         | 15            | -20%        |
| MV Theft                   | 3                                   | 1         | 0        | 2        | 6                                   | 6               | 0%          | 31                                | 37         | -16%        | 30            | 3%          |
| Larceny from MV            | 2                                   | 3         | 0        | 0        | 5                                   | 12              | -58%        | 23                                | 36         | -36%        | 57            | -60%        |
| Larceny**                  | 3                                   | 3         | 2        | 4        | 12                                  | 12              | 0%          | 31                                | 56         | -45%        | 66            | -53%        |
| <b>Total</b>               | <b>8</b>                            | <b>7</b>  | <b>4</b> | <b>6</b> | <b>25</b>                           | <b>31</b>       | <b>-19%</b> | <b>97</b>                         | <b>138</b> | <b>-30%</b> | <b>167</b>    | <b>-42%</b> |
| <b>Other Crime</b>         |                                     |           |          |          |                                     |                 |             |                                   |            |             |               |             |
| Assault Other              | 3                                   | 8         | 1        | 5        | 17                                  | 9               | 89%         | 66                                | 53         | 25%         | 64            | 3%          |
| Vandalism                  | 1                                   | 4         | 1        | 2        | 8                                   | 17              | -53%        | 37                                | 61         | -39%        | 63            | -41%        |
| Drug Offenses              | 0                                   | 0         | 0        | 2        | 2                                   | 0               | --          | 12                                | 11         | 9%          | 13            | -8%         |
| Weapons Offenses           | 0                                   | 0         | 0        | 0        | 0                                   | 0               | --          | 3                                 | 1          | 200%        | 2             | 50%         |
| Weapons Offenses W Firearm | 0                                   | 0         | 0        | 0        | 0                                   | 1               | --          | 8                                 | 7          | 14%         | 7             | 14%         |
| <b>Total</b>               | <b>4</b>                            | <b>12</b> | <b>2</b> | <b>9</b> | <b>27</b>                           | <b>27</b>       | <b>0%</b>   | <b>126</b>                        | <b>133</b> | <b>-5%</b>  | <b>149</b>    | <b>-15%</b> |



Figures are preliminary and subject to further analysis and revision

\* Sex Offenses, Forcible includes forcible rape, forcible sodomy, forcible fondling, sexual assault with an object

\*\* Larceny includes shoplifting, pickpocket, pursesnatch, from building, bicycles, motor vehicle parts or accessories, and other.



# Part I Crime - Comparison Report

## Providence Police Department

Through 5/5/2024  
Week 18

### District 7

4 Week Trend  
4/8/2024 - 5/5/2024

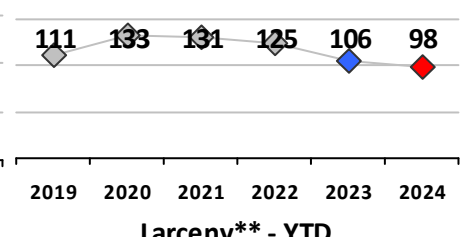
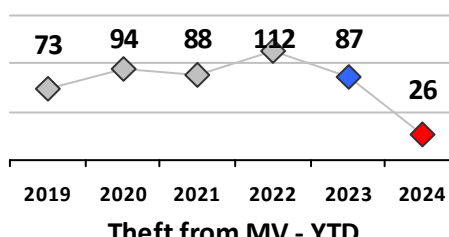
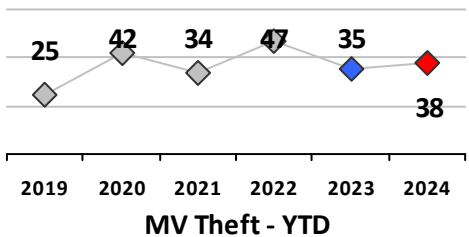
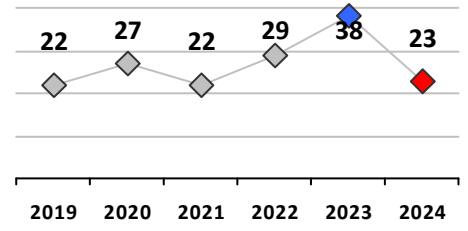
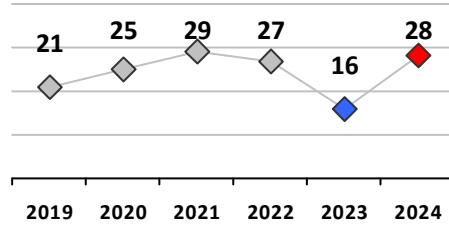
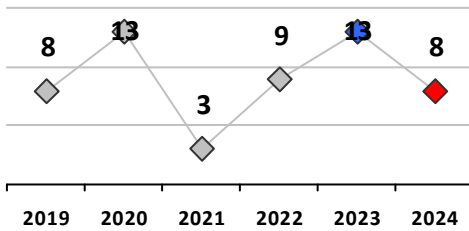
Past 28 Days  
4/8/2024 - 5/5/2024

Year to Date  
January 1 - May 5

| <b>Violent Crime</b>    | <b>Current Week</b> | <b>Last Week</b> | <b>Wk 16</b> | <b>Wk 15</b> | <b>Past 28 Days</b> | <b>Past 28 Days LY</b> | <b>Chg.</b> | <b>Current Year</b> | <b>Last Year</b> | <b>Chg.</b> | <b>Wght. 5yr Avg</b> | <b>Chg.</b> |
|-------------------------|---------------------|------------------|--------------|--------------|---------------------|------------------------|-------------|---------------------|------------------|-------------|----------------------|-------------|
| Homicide                | 0                   | 0                | 0            | 0            | 0                   | 1                      | --          | 0                   | 1                | -100%       | 1                    | --          |
| Sex Offenses, Forcible* | 0                   | 1                | 1            | 0            | 2                   | 0                      | --          | 6                   | 2                | 200%        | 5                    | 20%         |
| Robbery Other           | 0                   | 1                | 0            | 0            | 1                   | 2                      | -50%        | 1                   | 4                | -75%        | 5                    | -80%        |
| Robbery W Firearm       | 0                   | 1                | 0            | 0            | 1                   | 1                      | 0%          | 7                   | 9                | -22%        | 5                    | 40%         |
| Agg. Assault            | 1                   | 0                | 2            | 3            | 6                   | 2                      | 200%        | 18                  | 11               | 64%         | 18                   | 0%          |
| Agg. Assault W Firearm  | 6                   | 0                | 0            | 1            | 7                   | 1                      | 600%        | 10                  | 5                | 100%        | 5                    | 100%        |
| <b>Total</b>            | <b>7</b>            | <b>3</b>         | <b>3</b>     | <b>4</b>     | <b>17</b>           | <b>7</b>               | <b>143%</b> | <b>42</b>           | <b>32</b>        | <b>31%</b>  | <b>38</b>            | <b>11%</b>  |

| <b>Property Crime</b> | <b>Current Week</b> | <b>Last Week</b> | <b>Wk 16</b> | <b>Wk 15</b> | <b>Past 28 Days</b> | <b>Past 28 Days LY</b> | <b>Chg.</b> | <b>Current Year</b> | <b>Last Year</b> | <b>Chg.</b> | <b>Wght. 5yr Avg</b> | <b>Chg.</b> |
|-----------------------|---------------------|------------------|--------------|--------------|---------------------|------------------------|-------------|---------------------|------------------|-------------|----------------------|-------------|
| Burglary              | 0                   | 2                | 2            | 0            | 4                   | 9                      | -56%        | 23                  | 38               | -39%        | 30                   | -23%        |
| MV Theft              | 5                   | 6                | 3            | 1            | 15                  | 7                      | 114%        | 38                  | 35               | 9%          | 38                   | 0%          |
| Larceny from MV       | 5                   | 1                | 4            | 1            | 11                  | 20                     | -45%        | 26                  | 87               | -70%        | 94                   | -72%        |
| Larceny**             | 4                   | 2                | 7            | 6            | 19                  | 16                     | 19%         | 98                  | 106              | -8%         | 120                  | -18%        |
| <b>Total</b>          | <b>14</b>           | <b>11</b>        | <b>16</b>    | <b>8</b>     | <b>49</b>           | <b>52</b>              | <b>-6%</b>  | <b>185</b>          | <b>266</b>       | <b>-30%</b> | <b>282</b>           | <b>-34%</b> |

| <b>Other Crime</b>         | <b>Current Week</b> | <b>Last Week</b> | <b>Wk 16</b> | <b>Wk 15</b> | <b>Past 28 Days</b> | <b>Past 28 Days LY</b> | <b>Chg.</b> | <b>Current Year</b> | <b>Last Year</b> | <b>Chg.</b> | <b>Wght. 5yr Avg</b> | <b>Chg.</b> |
|----------------------------|---------------------|------------------|--------------|--------------|---------------------|------------------------|-------------|---------------------|------------------|-------------|----------------------|-------------|
| Assault Other              | 4                   | 2                | 8            | 8            | 22                  | 23                     | -4%         | 116                 | 97               | 20%         | 104                  | 12%         |
| Vandalism                  | 12                  | 5                | 5            | 4            | 26                  | 28                     | -7%         | 79                  | 115              | -31%        | 106                  | -25%        |
| Drug Offenses              | 1                   | 1                | 1            | 0            | 3                   | 11                     | -73%        | 26                  | 44               | -41%        | 27                   | -4%         |
| Weapons Offenses           | 0                   | 1                | 0            | 0            | 1                   | 0                      | --          | 12                  | 0                | 1200%       | 2                    | 500%        |
| Weapons Offenses W Firearm | 4                   | 0                | 4            | 6            | 14                  | 2                      | 600%        | 24                  | 27               | -11%        | 17                   | 41%         |
| <b>Total</b>               | <b>21</b>           | <b>9</b>         | <b>18</b>    | <b>18</b>    | <b>66</b>           | <b>64</b>              | <b>3%</b>   | <b>257</b>          | <b>283</b>       | <b>-9%</b>  | <b>256</b>           | <b>0%</b>   |



Figures are preliminary and subject to further analysis and revision

\* Sex Offenses, Forcible includes forcible rape, forcible sodomy, forcible fondling, sexual assault with an object

\*\* Larceny includes shoplifting, pickpocket, pursesnatch, from building, bicycles, motor vehicle parts or accessories, and other.





# Part I Crime - Comparison Report

Providence Police Department

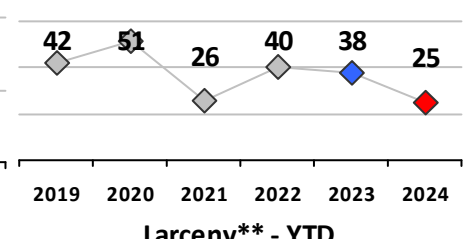
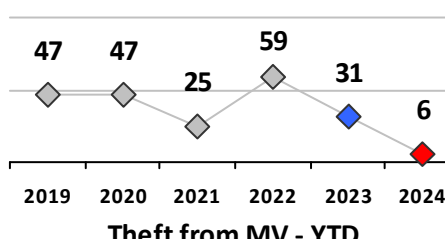
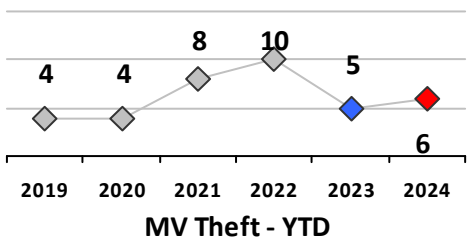
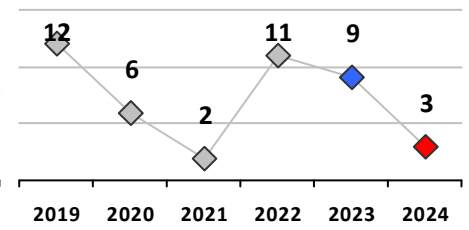
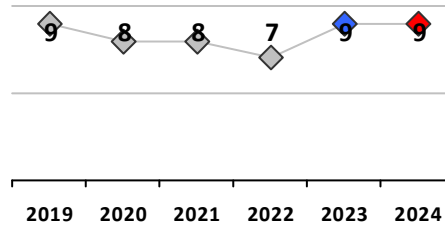
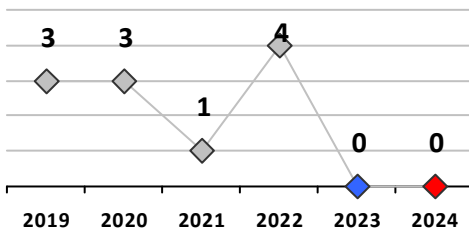
Through 5/5/2024  
Week 18

| District 8                          |  |  |  |                                     |  |  |  |                                   |  |  |  |
|-------------------------------------|--|--|--|-------------------------------------|--|--|--|-----------------------------------|--|--|--|
| 4 Week Trend<br>4/8/2024 - 5/5/2024 |  |  |  | Past 28 Days<br>4/8/2024 - 5/5/2024 |  |  |  | Year to Date<br>January 1 - May 5 |  |  |  |

| <b>Violent Crime</b>    | Current Week | Last Week | Wk 16    | Wk 15    | Past 28 Days | Past 28 Days LY | Chg.        | Current Year | Last Year | Chg.       | Wght. 5yr Avg | Chg.       |
|-------------------------|--------------|-----------|----------|----------|--------------|-----------------|-------------|--------------|-----------|------------|---------------|------------|
| Homicide                | 0            | 0         | 0        | 0        | 0            | 0               | --          | 0            | 1         | -100%      | 0             | --         |
| Sex Offenses, Forcible* | 0            | 0         | 0        | 0        | 0            | 0               | --          | 5            | 1         | 400%       | 1             | 400%       |
| Robbery Other           | 0            | 0         | 0        | 0        | 0            | 0               | --          | 0            | 0         | 0%         | 2             | --         |
| Robbery W Firearm       | 0            | 0         | 0        | 0        | 0            | 0               | --          | 0            | 0         | 0%         | 0             | --         |
| Agg. Assault            | 0            | 0         | 0        | 0        | 0            | 1               | --          | 9            | 5         | 80%        | 6             | 50%        |
| Agg. Assault W Firearm  | 0            | 0         | 0        | 0        | 0            | 0               | --          | 0            | 4         | -100%      | 2             | --         |
| <b>Total</b>            | <b>0</b>     | <b>0</b>  | <b>0</b> | <b>0</b> | <b>0</b>     | <b>1</b>        | <b>100%</b> | <b>14</b>    | <b>11</b> | <b>27%</b> | <b>11</b>     | <b>27%</b> |

| <b>Property Crime</b> | Current Week | Last Week | Wk 16    | Wk 15    | Past 28 Days | Past 28 Days LY | Chg.        | Current Year | Last Year | Chg.        | Wght. 5yr Avg | Chg.        |
|-----------------------|--------------|-----------|----------|----------|--------------|-----------------|-------------|--------------|-----------|-------------|---------------|-------------|
| Burglary              | 0            | 0         | 0        | 0        | 0            | 1               | --          | 3            | 9         | -67%        | 8             | -63%        |
| MV Theft              | 0            | 0         | 2        | 0        | 2            | 1               | 100%        | 6            | 5         | 20%         | 7             | -14%        |
| Larceny from MV       | 1            | 0         | 0        | 1        | 2            | 3               | -33%        | 6            | 31        | -81%        | 40            | -85%        |
| Larceny**             | 4            | 4         | 2        | 1        | 11           | 12              | -8%         | 25           | 38        | -34%        | 38            | -34%        |
| <b>Total</b>          | <b>5</b>     | <b>4</b>  | <b>4</b> | <b>2</b> | <b>15</b>    | <b>17</b>       | <b>-12%</b> | <b>40</b>    | <b>83</b> | <b>-52%</b> | <b>93</b>     | <b>-57%</b> |

| <b>Other Crime</b>         | Current Week | Last Week | Wk 16    | Wk 15    | Past 28 Days | Past 28 Days LY | Chg.        | Current Year | Last Year | Chg.        | Wght. 5yr Avg | Chg.       |
|----------------------------|--------------|-----------|----------|----------|--------------|-----------------|-------------|--------------|-----------|-------------|---------------|------------|
| Assault Other              | 0            | 0         | 5        | 0        | 5            | 8               | -38%        | 33           | 26        | 27%         | 24            | 38%        |
| Vandalism                  | 2            | 0         | 0        | 3        | 5            | 6               | -17%        | 21           | 32        | -34%        | 31            | -32%       |
| Drug Offenses              | 1            | 0         | 0        | 0        | 1            | 0               | --          | 6            | 4         | 50%         | 3             | 100%       |
| Weapons Offenses           | 0            | 0         | 0        | 0        | 0            | 0               | --          | 0            | 3         | -100%       | 1             | --         |
| Weapons Offenses W Firearm | 0            | 0         | 0        | 0        | 0            | 2               | --          | 0            | 10        | -100%       | 5             | --         |
| <b>Total</b>               | <b>3</b>     | <b>0</b>  | <b>5</b> | <b>3</b> | <b>11</b>    | <b>16</b>       | <b>-31%</b> | <b>60</b>    | <b>75</b> | <b>-20%</b> | <b>65</b>     | <b>-8%</b> |



Figures are preliminary and subject to further analysis and revision

\* Sex Offenses, Forcible includes forcible rape, forcible sodomy, forcible fondling, sexual assault with an object

\*\* Larceny includes shoplifting, pickpocket, pursesnatch, from building, bicycles, motor vehicle parts or accessories, and other.



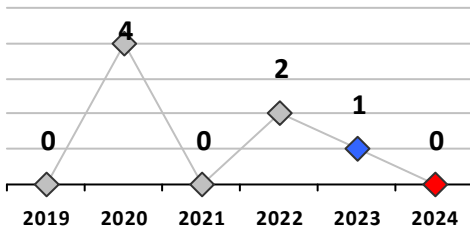
# Part I Crime - Comparison Report

## Providence Police Department

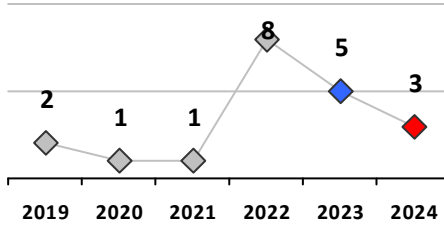
Through 5/5/2024  
Week 18

### District 9

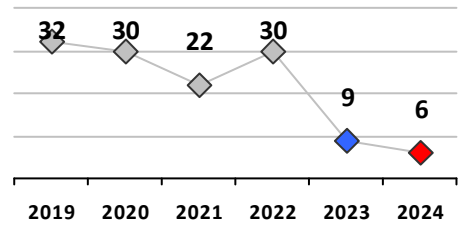
|                            | 4 Week Trend<br>4/8/2024 - 5/5/2024 |           |          |          | Past 28 Days<br>4/8/2024 - 5/5/2024 |                 |             | Year to Date<br>January 1 - May 5 |            |             |               |             |
|----------------------------|-------------------------------------|-----------|----------|----------|-------------------------------------|-----------------|-------------|-----------------------------------|------------|-------------|---------------|-------------|
|                            | Current Week                        | Last Week | Wk 16    | Wk 15    | Past 28 Days                        | Past 28 Days LY | Chg.        | Current Year                      | Last Year  | Chg.        | Wght. 5yr Avg | Chg.        |
| <b>Violent Crime</b>       |                                     |           |          |          |                                     |                 |             |                                   |            |             |               |             |
| Homicide                   | 0                                   | 0         | 0        | 0        | 0                                   | 0               | --          | 0                                 | 0          | 0%          | 0             | --          |
| Sex Offenses, Forcible*    | 0                                   | 0         | 0        | 0        | 0                                   | 0               | --          | 6                                 | 4          | 50%         | 2             | 200%        |
| Robbery Other              | 0                                   | 0         | 0        | 0        | 0                                   | 0               | --          | 0                                 | 1          | -100%       | 1             | --          |
| Robbery W Firearm          | 0                                   | 0         | 0        | 0        | 0                                   | 0               | --          | 0                                 | 0          | 0%          | 0             | --          |
| Agg. Assault               | 0                                   | 1         | 0        | 0        | 1                                   | 2               | -50%        | 3                                 | 5          | -40%        | 4             | -25%        |
| Agg. Assault W Firearm     | 0                                   | 0         | 0        | 0        | 0                                   | 0               | --          | 0                                 | 0          | 0%          | 0             | --          |
| <b>Total</b>               | <b>0</b>                            | <b>1</b>  | <b>0</b> | <b>0</b> | <b>1</b>                            | <b>2</b>        | <b>-50%</b> | <b>9</b>                          | <b>10</b>  | <b>-10%</b> | <b>8</b>      | <b>13%</b>  |
| <b>Property Crime</b>      |                                     |           |          |          |                                     |                 |             |                                   |            |             |               |             |
| Burglary                   | 1                                   | 1         | 0        | 1        | 3                                   | 3               | 0%          | 6                                 | 9          | -33%        | 22            | -73%        |
| MV Theft                   | 2                                   | 0         | 1        | 2        | 5                                   | 1               | 400%        | 10                                | 7          | 43%         | 10            | 0%          |
| Larceny from MV            | 0                                   | 2         | 3        | 0        | 5                                   | 9               | -44%        | 13                                | 51         | -75%        | 47            | -72%        |
| Larceny**                  | 2                                   | 4         | 4        | 3        | 13                                  | 11              | 18%         | 30                                | 48         | -38%        | 43            | -30%        |
| <b>Total</b>               | <b>5</b>                            | <b>7</b>  | <b>8</b> | <b>6</b> | <b>26</b>                           | <b>24</b>       | <b>8%</b>   | <b>59</b>                         | <b>115</b> | <b>-49%</b> | <b>121</b>    | <b>-51%</b> |
| <b>Other Crime</b>         |                                     |           |          |          |                                     |                 |             |                                   |            |             |               |             |
| Assault Other              | 0                                   | 1         | 1        | 0        | 2                                   | 8               | -75%        | 14                                | 24         | -42%        | 17            | -18%        |
| Vandalism                  | 2                                   | 1         | 0        | 0        | 3                                   | 8               | -63%        | 20                                | 35         | -43%        | 34            | -41%        |
| Drug Offenses              | 0                                   | 0         | 0        | 0        | 0                                   | 0               | --          | 1                                 | 1          | 0%          | 4             | -75%        |
| Weapons Offenses           | 0                                   | 0         | 0        | 0        | 0                                   | 0               | --          | 0                                 | 2          | -100%       | 1             | --          |
| Weapons Offenses W Firearm | 0                                   | 0         | 0        | 0        | 0                                   | 0               | --          | 0                                 | 2          | -100%       | 3             | --          |
| <b>Total</b>               | <b>2</b>                            | <b>2</b>  | <b>1</b> | <b>0</b> | <b>5</b>                            | <b>16</b>       | <b>-69%</b> | <b>35</b>                         | <b>64</b>  | <b>-45%</b> | <b>58</b>     | <b>-40%</b> |



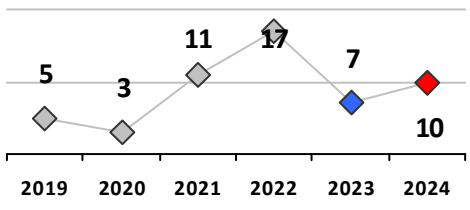
Robbery - YTD



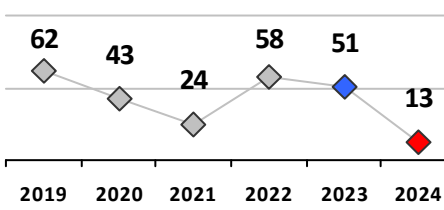
Agg. Assault - YTD



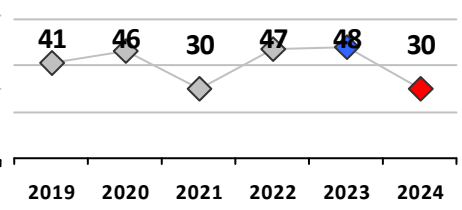
Burglary - YTD



MV Theft - YTD



Theft from MV - YTD



Larceny\*\* - YTD

Figures are preliminary and subject to further analysis and revision

\* Sex Offenses, Forcible includes forcible rape, forcible sodomy, forcible fondling, sexual assault with an object

\*\* Larceny includes shoplifting, pickpocket, pursesnatch, from building, bicycles, motor vehicle parts or accessories, and other.