



Part I Crime - Comparison Report

Providence Police Department

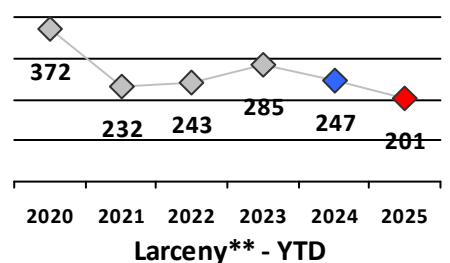
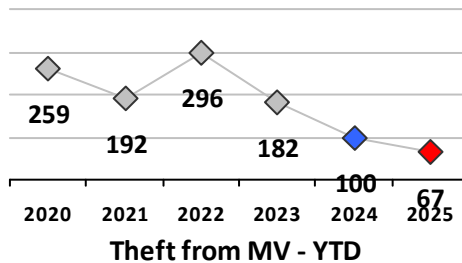
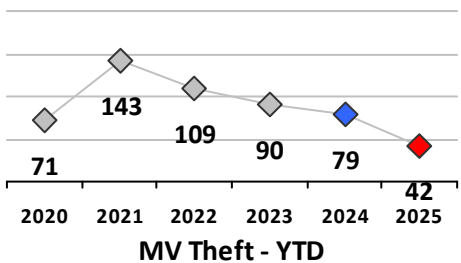
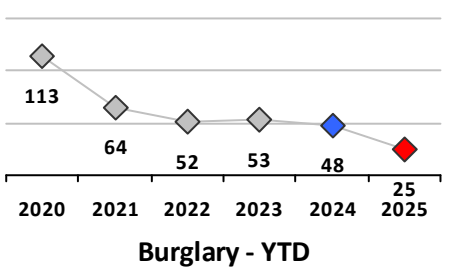
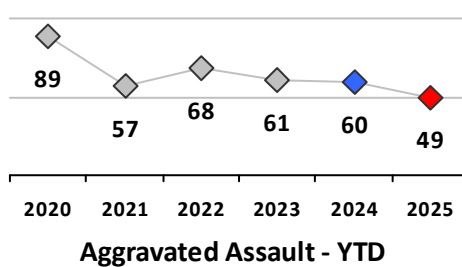
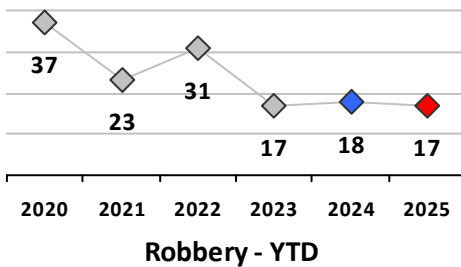
Through 2/23/2025
Week 8

Citywide												
4 Week Trend 1/27/2025 - 2/23/2025					Past 28 Days 1/27/2025 - 2/23/2025			Year to Date January 1 - February 23				

Violent Crime	Current Week	Last Week	Wk 6	Wk 5	Past 28 Days	Past 28 Days LY	Chg.	Current Year	Last Year	Chg.	Wght. 5yr Avg	Chg.
Homicide	0	0	0	0	0	2	-200%	1	2	-50%	2	-50%
Sex Offenses, Forcible*	2	2	1	1	6	7	-14%	11	11	0%	21	-48%
Robbery Other	1	1	2	2	6	8	-25%	13	10	30%	15	-13%
Robbery W Firearm	0	1	0	1	2	3	-33%	4	8	-50%	8	-50%
Agg. Assault	6	4	4	6	20	38	-47%	40	58	-31%	55	-27%
Agg. Assault W Firearm	3	0	1	1	5	1	400%	9	2	350%	10	-10%
Total	12	8	8	11	39	59	-34%	78	91	-14%	109	-28%

Property Crime	Current Week	Last Week	Wk 6	Wk 5	Past 28 Days	Past 28 Days LY	Chg.	Current Year	Last Year	Chg.	Wght. 5yr Avg	Chg.
Burglary	3	3	3	2	11	23	-52%	25	48	-48%	57	-56%
MV Theft	4	5	10	5	24	40	-40%	42	80	-48%	98	-57%
Larceny from MV	8	5	5	2	20	65	-69%	67	104	-36%	187	-64%
Larceny**	20	29	25	17	91	135	-33%	201	255	-21%	269	-25%
Total	35	42	43	26	146	263	-44%	335	487	-31%	611	-45%

Other Crime	Current Week	Last Week	Wk 6	Wk 5	Past 28 Days	Past 28 Days LY	Chg.	Current Year	Last Year	Chg.	Wght. 5yr Avg	Chg.
Assault Other	38	26	33	36	133	154	-14%	243	287	-15%	264	-8%
Vandalism	21	12	16	13	62	101	-39%	140	199	-30%	232	-40%
Drug Offenses	6	16	15	10	47	51	-8%	73	87	-16%	86	-15%
Weapons Offenses	1	4	1	1	7	5	40%	18	23	-22%	18	0%
Weapons Offenses W Firearm	1	4	4	7	16	33	-52%	35	50	-30%	49	-29%
Total	67	62	69	67	265	344	-23%	509	646	-21%	649	-22%



Figures are preliminary and subject to further analysis and revision

* Sex Offenses, Forcible includes forcible rape, forcible sodomy, forcible fondling, sexual assault with an object

** Larceny includes shoplifting, pickpocket, pursesnatch, from building, bicycles, motor vehicle parts or accessories, and other.



Part I Crime - Comparison Report

Providence Police Department

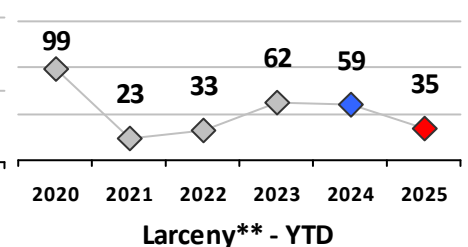
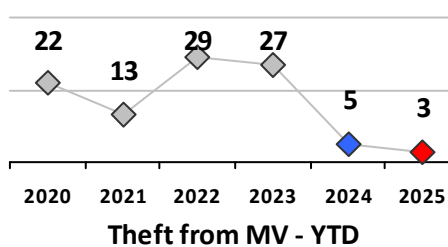
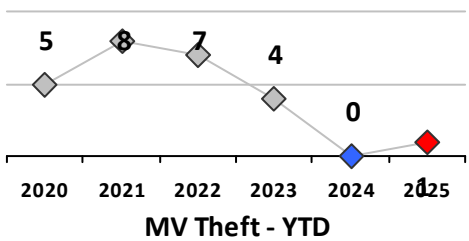
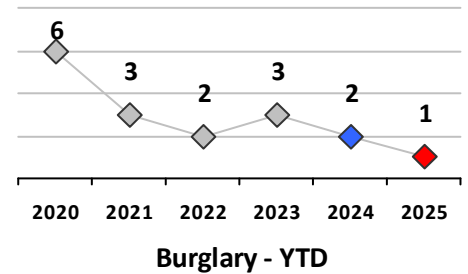
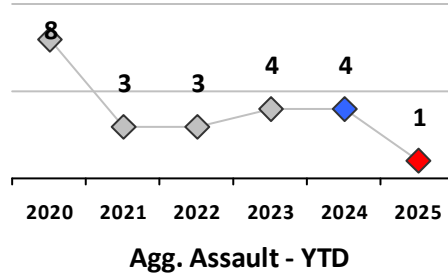
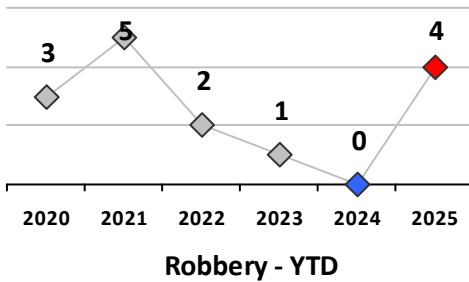
Through 2/23/2025
Week 8

District 1											
4 Week Trend 1/27/2025 - 2/23/2025				Past 28 Days 1/27/2025 - 2/23/2025				Year to Date January 1 - February 23			

Violent Crime	Current Week	Last Week	Wk 6	Wk 5	Past 28 Days	Past 28 Days LY	Chg.	Current Year	Last Year	Chg.	Wght. 5yr Avg	Chg.
Homicide	0	0	0	0	0	0	--	0	0	0%	0	--
Sex Offenses, Forcible*	0	0	0	0	0	1	--	0	1	-100%	0	--
Robbery Other	0	0	1	1	2	0	--	4	0	400%	1	300%
Robbery W Firearm	0	0	0	0	0	0	--	0	0	0%	0	--
Agg. Assault	0	0	1	0	1	2	-50%	1	3	-67%	4	-75%
Agg. Assault W Firearm	0	0	0	0	0	0	--	0	1	-100%	0	--
Total	0	0	2	1	3	3	0%	5	5	0%	5	0%

Property Crime	Current Week	Last Week	Wk 6	Wk 5	Past 28 Days	Past 28 Days LY	Chg.	Current Year	Last Year	Chg.	Wght. 5yr Avg	Chg.
Burglary	0	0	0	0	0	2	--	1	2	-50%	3	-67%
MV Theft	0	0	0	0	0	0	--	1	0	100%	4	-75%
Larceny from MV	0	0	0	0	0	7	--	3	7	-57%	19	-84%
Larceny**	5	4	6	3	18	30	-40%	35	62	-44%	54	-35%
Total	5	4	6	3	18	39	-54%	40	71	-44%	79	-49%

Other Crime	Current Week	Last Week	Wk 6	Wk 5	Past 28 Days	Past 28 Days LY	Chg.	Current Year	Last Year	Chg.	Wght. 5yr Avg	Chg.
Assault Other	3	3	3	1	10	14	-29%	24	39	-38%	31	-23%
Vandalism	2	1	3	1	7	4	75%	12	9	33%	21	-43%
Drug Offenses	2	8	6	2	18	4	350%	24	8	200%	6	300%
Weapons Offenses	0	2	0	0	2	0	--	6	0	600%	2	200%
Weapons Offenses W Firearm	0	0	1	0	1	4	-75%	2	1	100%	1	100%
Total	7	14	13	4	38	26	46%	68	57	19%	60	13%



Figures are preliminary and subject to further analysis and revision

* Sex Offenses, Forcible includes forcible rape, forcible sodomy, forcible fondling, sexual assault with an object

** Larceny includes shoplifting, pickpocket, pursesnatch, from building, bicycles, motor vehicle parts or accessories, and other.



Part I Crime - Comparison Report

Providence Police Department

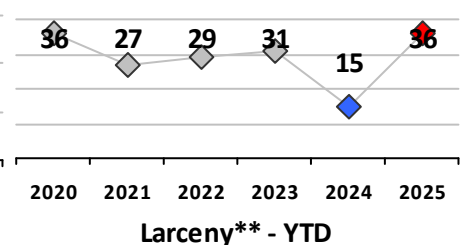
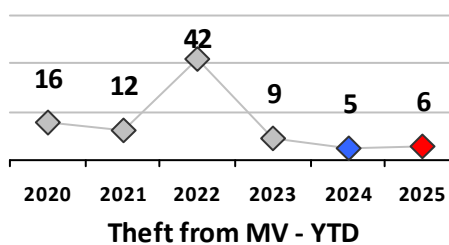
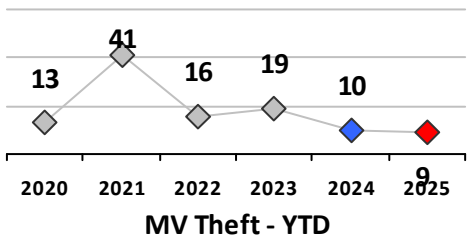
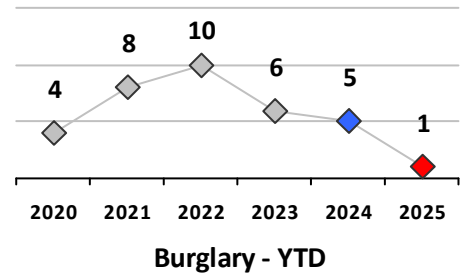
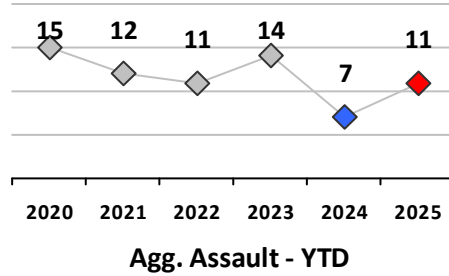
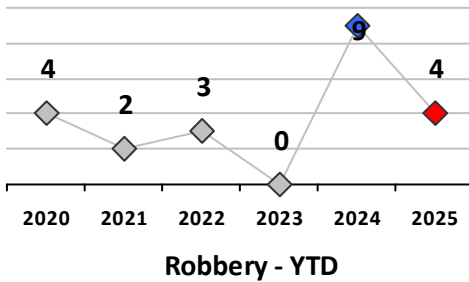
Through 2/23/2025
Week 8

District 2											
4 Week Trend 1/27/2025 - 2/23/2025				Past 28 Days 1/27/2025 - 2/23/2025				Year to Date January 1 - February 23			

Violent Crime	Current Week	Last Week	Wk 6	Wk 5	Past 28 Days	Past 28 Days LY	Chg.	Current Year	Last Year	Chg.	Wght. 5yr Avg	Chg.
Homicide	0	0	0	0	0	0	--	0	0	0%	0	--
Sex Offenses, Forcible*	1	1	0	0	2	0	--	3	2	50%	4	-25%
Robbery Other	0	1	1	0	2	4	-50%	2	5	-60%	3	-33%
Robbery W Firearm	0	1	0	1	2	1	100%	2	4	-50%	2	0%
Agg. Assault	0	2	1	1	4	4	0%	10	7	43%	10	0%
Agg. Assault W Firearm	1	0	0	0	1	0	--	1	0	100%	1	0%
Total	2	5	2	2	11	9	22%	18	18	0%	19	-5%

Property Crime	Current Week	Last Week	Wk 6	Wk 5	Past 28 Days	Past 28 Days LY	Chg.	Current Year	Last Year	Chg.	Wght. 5yr Avg	Chg.
Burglary	0	0	0	0	0	2	--	1	5	-80%	7	-86%
MV Theft	0	0	3	1	4	5	-20%	9	10	-10%	18	-50%
Larceny from MV	1	1	0	0	2	3	-33%	6	5	20%	15	-60%
Larceny**	2	8	3	3	16	8	100%	36	15	140%	26	38%
Total	3	9	6	4	22	18	22%	52	35	49%	65	-20%

Other Crime	Current Week	Last Week	Wk 6	Wk 5	Past 28 Days	Past 28 Days LY	Chg.	Current Year	Last Year	Chg.	Wght. 5yr Avg	Chg.
Assault Other	8	3	5	7	23	19	21%	40	37	8%	39	3%
Vandalism	3	0	1	0	4	7	-43%	16	13	23%	23	-30%
Drug Offenses	0	2	1	1	4	8	-50%	6	13	-54%	17	-65%
Weapons Offenses	0	1	0	0	1	0	--	1	0	100%	2	-50%
Weapons Offenses W Firearm	0	0	0	0	0	3	--	0	5	-100%	7	--
Total	11	6	7	8	32	37	-14%	63	68	-7%	87	-28%



Figures are preliminary and subject to further analysis and revision

* Sex Offenses, Forcible includes forcible rape, forcible sodomy, forcible fondling, sexual assault with an object

** Larceny includes shoplifting, pickpocket, pursesnatch, from building, bicycles, motor vehicle parts or accessories, and other.



Part I Crime - Comparison Report

Providence Police Department

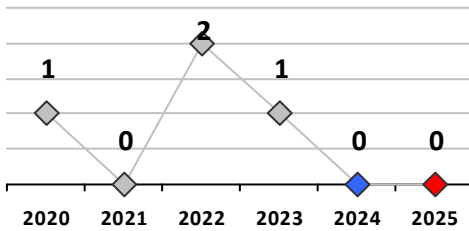
Through 2/23/2025
Week 8

District 3											
4 Week Trend 1/27/2025 - 2/23/2025				Past 28 Days 1/27/2025 - 2/23/2025			Year to Date January 1 - February 23				

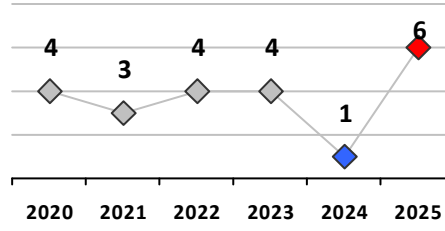
Violent Crime	Current Week	Last Week	Wk 6	Wk 5	Past 28 Days	Past 28 Days LY	Chg.	Current Year	Last Year	Chg.	Wght. 5yr Avg	Chg.
Homicide	0	0	0	0	0	0	--	0	0	0%	0	--
Sex Offenses, Forcible*	0	0	0	0	0	1	--	0	1	-100%	1	--
Robbery Other	0	0	0	0	0	0	--	0	0	0%	1	--
Robbery W Firearm	0	0	0	0	0	0	--	0	0	0%	0	--
Agg. Assault	1	0	0	0	1	0	--	4	1	300%	3	33%
Agg. Assault W Firearm	0	0	0	0	0	0	--	2	0	200%	0	--
Total	1	0	0	0	1	1	0%	6	2	200%	5	20%

Property Crime	Current Week	Last Week	Wk 6	Wk 5	Past 28 Days	Past 28 Days LY	Chg.	Current Year	Last Year	Chg.	Wght. 5yr Avg	Chg.
Burglary	0	0	0	0	0	1	--	1	2	-50%	3	-67%
MV Theft	1	1	2	0	4	5	-20%	6	7	-14%	5	20%
Larceny from MV	1	0	0	0	1	3	-67%	2	8	-75%	13	-85%
Larceny**	0	2	5	0	7	10	-30%	12	18	-33%	14	-14%
Total	2	3	7	0	12	19	-37%	21	35	-40%	34	-38%

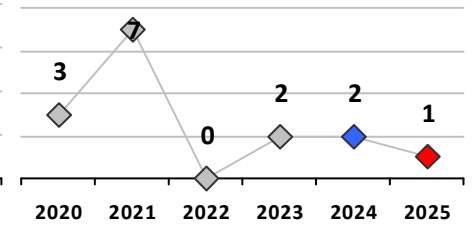
Other Crime	Current Week	Last Week	Wk 6	Wk 5	Past 28 Days	Past 28 Days LY	Chg.	Current Year	Last Year	Chg.	Wght. 5yr Avg	Chg.
Assault Other	1	0	2	2	5	8	-38%	18	15	20%	14	29%
Vandalism	2	3	0	1	6	3	100%	12	13	-8%	15	-20%
Drug Offenses	0	2	2	2	6	1	500%	6	5	20%	5	20%
Weapons Offenses	0	0	0	0	0	0	--	0	5	-100%	2	--
Weapons Offenses W Firearm	0	1	0	2	3	1	200%	11	6	83%	3	267%
Total	3	6	4	7	20	13	54%	47	44	7%	39	21%



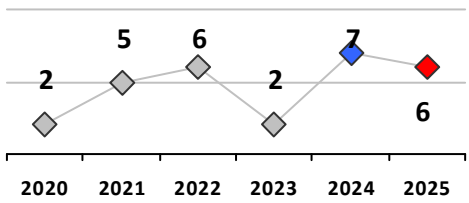
Robbery - YTD



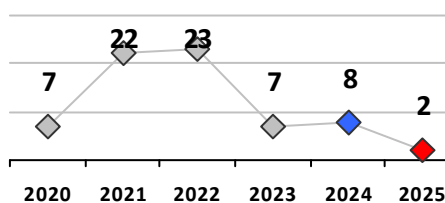
Agg. Assault - YTD



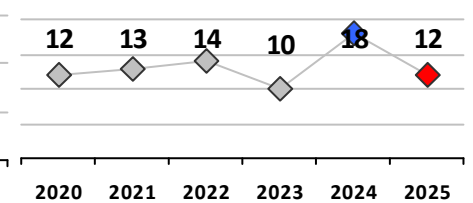
Burglary - YTD



MV Theft - YTD



Theft from MV - YTD



Larceny** - YTD

Figures are preliminary and subject to further analysis and revision

* Sex Offenses, Forcible includes forcible rape, forcible sodomy, forcible fondling, sexual assault with an object

** Larceny includes shoplifting, pickpocket, pursesnatch, from building, bicycles, motor vehicle parts or accessories, and other.



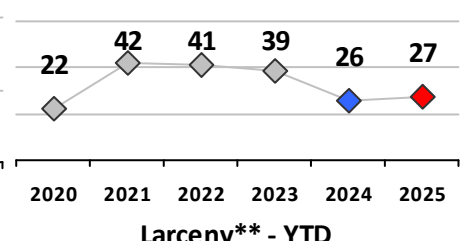
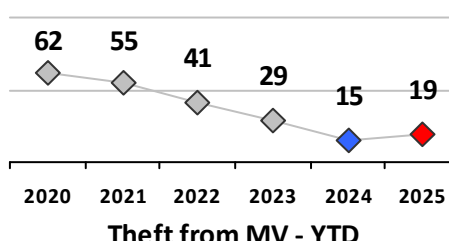
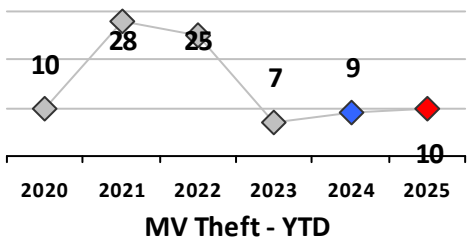
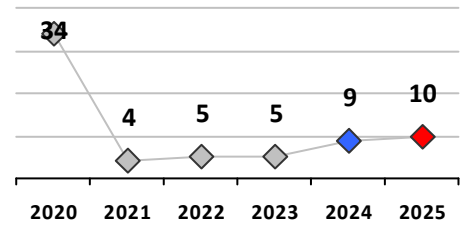
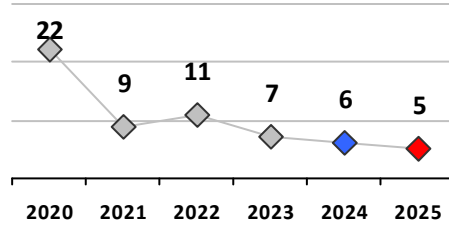
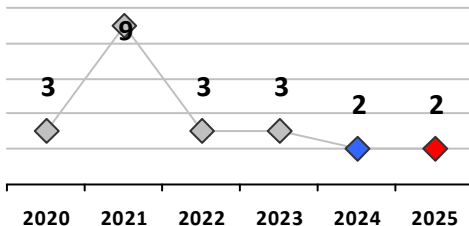
Part I Crime - Comparison Report

Providence Police Department

Through 2/23/2025
Week 8

District 4

	4 Week Trend 1/27/2025 - 2/23/2025				Past 28 Days 1/27/2025 - 2/23/2025			Year to Date January 1 - February 23				
	Current Week	Last Week	Wk 6	Wk 5	Past 28 Days	Past 28 Days LY	Chg.	Current Year	Last Year	Chg.	Wght. 5yr Avg	Chg.
Violent Crime												
Homicide	0	0	0	0	0	0	--	0	0	0%	0	--
Sex Offenses, Forcible*	1	0	0	0	1	1	0%	2	2	0%	5	-60%
Robbery Other	0	0	0	0	0	2	--	2	2	0%	3	-33%
Robbery W Firearm	0	0	0	0	0	0	--	0	0	0%	1	--
Agg. Assault	1	0	0	1	2	3	-33%	4	6	-33%	7	-43%
Agg. Assault W Firearm	0	0	0	1	1	0	--	1	0	100%	2	-50%
Total	2	0	0	2	4	6	-33%	9	10	-10%	17	-47%
Property Crime												
Burglary	2	2	1	1	6	3	100%	10	9	11%	8	25%
MV Theft	1	2	2	1	6	6	0%	10	10	0%	15	-33%
Larceny from MV	3	1	1	2	7	10	-30%	19	15	27%	33	-42%
Larceny**	4	3	1	5	13	9	44%	27	26	4%	35	-23%
Total	10	8	5	9	32	28	14%	66	60	10%	91	-27%
Other Crime												
Assault Other	11	4	6	6	27	23	17%	41	46	-11%	44	-7%
Vandalism	3	0	4	4	11	15	-27%	24	36	-33%	36	-33%
Drug Offenses	3	1	4	2	10	10	0%	17	19	-11%	25	-32%
Weapons Offenses	1	0	0	1	2	3	-33%	3	8	-63%	6	-50%
Weapons Offenses W Firearm	1	0	0	0	1	7	-86%	3	8	-63%	12	-75%
Total	19	5	14	13	51	58	-12%	88	117	-25%	122	-28%



Figures are preliminary and subject to further analysis and revision

* Sex Offenses, Forcible includes forcible rape, forcible sodomy, forcible fondling, sexual assault with an object

** Larceny includes shoplifting, pickpocket, pursesnatch, from building, bicycles, motor vehicle parts or accessories, and other.



Part I Crime - Comparison Report

Providence Police Department

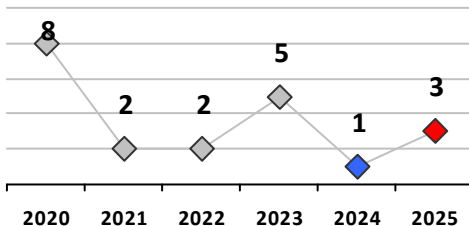
Through 2/23/2025
Week 8

District 5											
4 Week Trend 1/27/2025 - 2/23/2025				Past 28 Days 1/27/2025 - 2/23/2025			Year to Date January 1 - February 23				

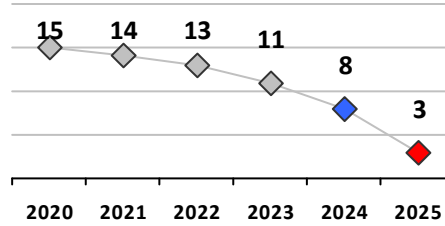
Violent Crime	Current Week	Last Week	Wk 6	Wk 5	Past 28 Days	Past 28 Days LY	Chg.	Current Year	Last Year	Chg.	Wght. 5yr Avg	Chg.
Homicide	0	0	0	0	0	2	--	1	2	-50%	1	0%
Sex Offenses, Forcible*	0	0	0	0	0	1	--	1	1	0%	3	-67%
Robbery Other	0	0	0	0	0	0	--	1	0	100%	2	-50%
Robbery W Firearm	0	0	0	0	0	1	--	2	1	100%	1	100%
Agg. Assault	0	0	2	0	2	7	-71%	2	8	-75%	9	-78%
Agg. Assault W Firearm	0	0	1	0	1	0	--	1	0	100%	2	-50%
Total	0	0	3	0	3	11	-73%	8	12	-33%	17	-53%

Property Crime	Current Week	Last Week	Wk 6	Wk 5	Past 28 Days	Past 28 Days LY	Chg.	Current Year	Last Year	Chg.	Wght. 5yr Avg	Chg.
Burglary	1	0	2	0	3	3	0%	6	6	0%	8	-25%
MV Theft	0	0	0	0	0	4	--	1	10	-90%	14	-93%
Larceny from MV	0	0	0	0	0	8	--	3	15	-80%	16	-81%
Larceny**	2	1	0	0	3	9	-67%	11	20	-45%	24	-54%
Total	3	1	2	0	6	24	-75%	21	51	-59%	60	-65%

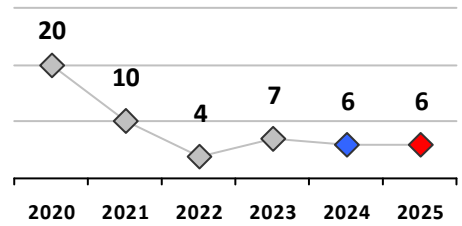
Other Crime	Current Week	Last Week	Wk 6	Wk 5	Past 28 Days	Past 28 Days LY	Chg.	Current Year	Last Year	Chg.	Wght. 5yr Avg	Chg.
Assault Other	1	4	4	5	14	28	-50%	22	42	-48%	41	-46%
Vandalism	2	3	1	4	10	12	-17%	17	33	-48%	33	-48%
Drug Offenses	0	1	1	2	4	12	-67%	9	16	-44%	12	-25%
Weapons Offenses	0	1	1	0	2	0	--	3	1	200%	2	50%
Weapons Offenses W Firearm	0	1	0	4	5	12	-58%	8	15	-47%	10	-20%
Total	3	10	7	15	35	64	-45%	59	107	-45%	98	-40%



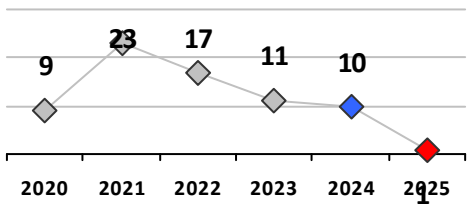
Robbery - YTD



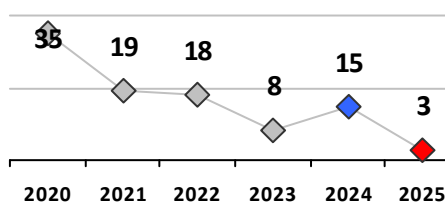
Agg. Assault - YTD



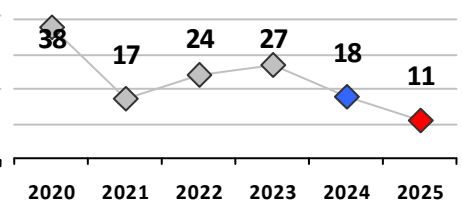
Burglary - YTD



MV Theft - YTD



Theft from MV - YTD



Larceny** - YTD

Figures are preliminary and subject to further analysis and revision

* Sex Offenses, Forcible includes forcible rape, forcible sodomy, forcible fondling, sexual assault with an object

** Larceny includes shoplifting, pickpocket, pursesnatch, from building, bicycles, motor vehicle parts or accessories, and other.



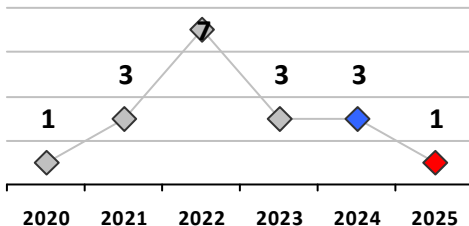
Part I Crime - Comparison Report

Providence Police Department

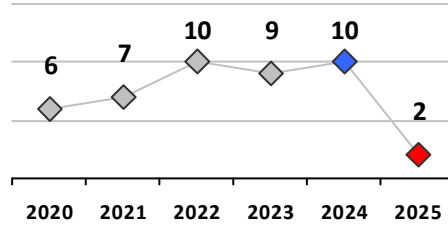
Through 2/23/2025
Week 8

District 6

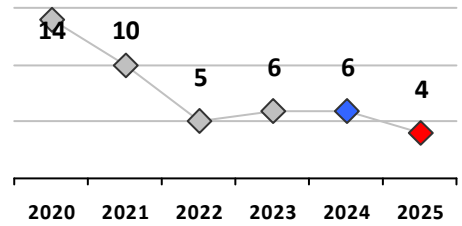
	4 Week Trend 1/27/2025 - 2/23/2025				Past 28 Days 1/27/2025 - 2/23/2025			Year to Date January 1 - February 23				
	Current Week	Last Week	Wk 6	Wk 5	Past 28 Days	Past 28 Days LY	Chg.	Current Year	Last Year	Chg.	Wght. 5yr Avg	Chg.
Violent Crime												
Homicide	0	0	0	0	0	0	--	0	0	0%	0	--
Sex Offenses, Forcible*	0	1	0	0	1	1	0%	1	1	0%	3	-67%
Robbery Other	0	0	0	0	0	2	--	1	3	-67%	2	-50%
Robbery W Firearm	0	0	0	0	0	0	--	0	0	0%	1	--
Agg. Assault	0	1	0	1	2	6	-67%	2	10	-80%	8	-75%
Agg. Assault W Firearm	0	0	0	0	0	0	--	0	0	0%	1	--
Total	0	2	0	1	3	9	-67%	4	14	-71%	16	-75%
Property Crime												
Burglary	0	1	0	1	2	5	-60%	4	6	-33%	7	-43%
MV Theft	1	2	1	0	4	10	-60%	6	16	-63%	16	-63%
Larceny from MV	1	0	1	0	2	5	-60%	12	13	-8%	18	-33%
Larceny**	1	5	1	1	8	11	-27%	21	13	62%	22	-5%
Total	3	8	3	2	16	31	-48%	43	48	-10%	63	-32%
Other Crime												
Assault Other	1	8	4	7	20	18	11%	37	28	32%	26	42%
Vandalism	2	1	1	1	5	9	-44%	14	18	-22%	21	-33%
Drug Offenses	1	0	1	0	2	6	-67%	5	6	-17%	5	0%
Weapons Offenses	0	0	0	0	0	1	--	2	2	0%	1	100%
Weapons Offenses W Firearm	0	1	0	0	1	3	-67%	2	7	-71%	6	-67%
Total	4	10	6	8	28	37	-24%	60	61	-2%	59	2%



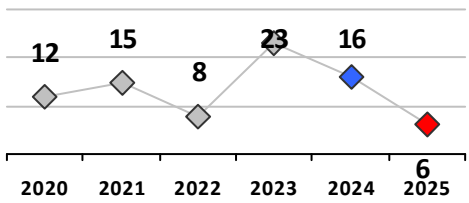
Robbery - YTD



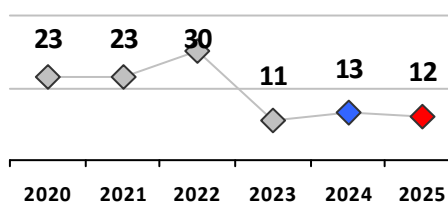
Agg. Assault - YTD



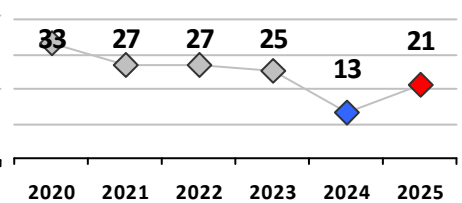
Burglary - YTD



MV Theft - YTD



Theft from MV - YTD



Larceny** - YTD

Figures are preliminary and subject to further analysis and revision

* Sex Offenses, Forcible includes forcible rape, forcible sodomy, forcible fondling, sexual assault with an object

** Larceny includes shoplifting, pickpocket, pursesnatch, from building, bicycles, motor vehicle parts or accessories, and other.



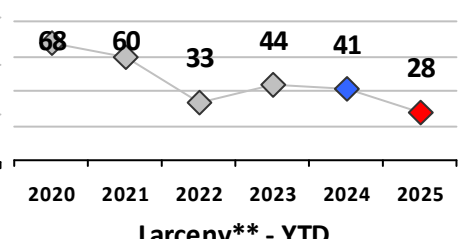
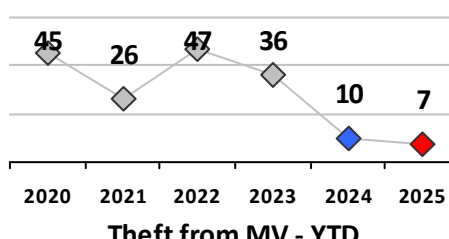
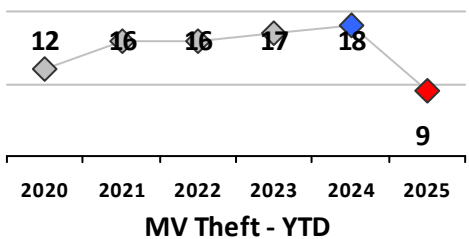
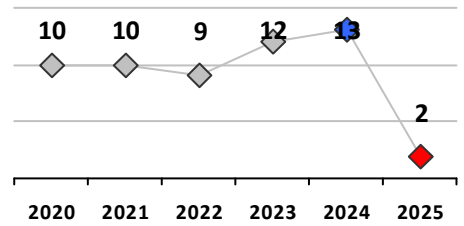
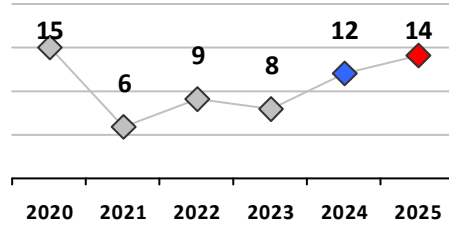
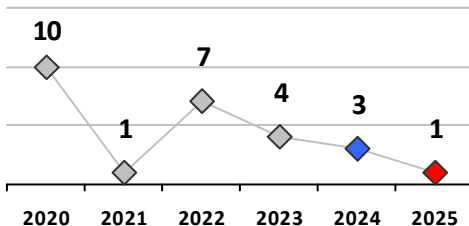
Part I Crime - Comparison Report

Providence Police Department

Through 2/23/2025
Week 8

District 7

	4 Week Trend 1/27/2025 - 2/23/2025				Past 28 Days 1/27/2025 - 2/23/2025			Year to Date January 1 - February 23				
	Current Week	Last Week	Wk 6	Wk 5	Past 28 Days	Past 28 Days LY	Chg.	Current Year	Last Year	Chg.	Wght. 5yr Avg	Chg.
Violent Crime												
Homicide	0	0	0	0	0	0	--	0	0	0%	0	--
Sex Offenses, Forcible*	0	0	0	0	0	1	--	0	1	-100%	2	--
Robbery Other	0	0	0	1	1	0	--	1	0	100%	1	0%
Robbery W Firearm	0	0	0	0	0	1	--	0	3	-100%	3	--
Agg. Assault	3	1	0	2	6	7	-14%	10	11	-9%	8	25%
Agg. Assault W Firearm	2	0	0	0	2	1	100%	4	1	300%	2	100%
Total	5	1	0	3	9	10	-10%	15	16	-6%	16	-6%
Property Crime												
Burglary	0	0	0	0	0	6	--	2	13	-85%	11	-82%
MV Theft	1	0	2	3	6	6	0%	9	18	-50%	17	-47%
Larceny from MV	1	2	0	0	3	4	-25%	7	10	-30%	29	-76%
Larceny**	5	3	2	2	12	21	-43%	28	42	-33%	46	-39%
Total	7	5	4	5	21	37	-43%	46	83	-45%	103	-55%
Other Crime												
Assault Other	11	3	6	2	22	26	-15%	43	51	-16%	47	-9%
Vandalism	3	2	2	1	8	14	-43%	18	30	-40%	36	-50%
Drug Offenses	0	0	0	1	1	7	-86%	3	14	-79%	13	-77%
Weapons Offenses	0	0	0	0	0	1	--	2	7	-71%	3	-33%
Weapons Offenses W Firearm	0	1	3	1	5	1	400%	9	6	50%	7	29%
Total	14	6	11	5	36	49	-27%	75	108	-31%	105	-29%



Figures are preliminary and subject to further analysis and revision

* Sex Offenses, Forcible includes forcible rape, forcible sodomy, forcible fondling, sexual assault with an object

** Larceny includes shoplifting, pickpocket, pursesnatch, from building, bicycles, motor vehicle parts or accessories, and other.



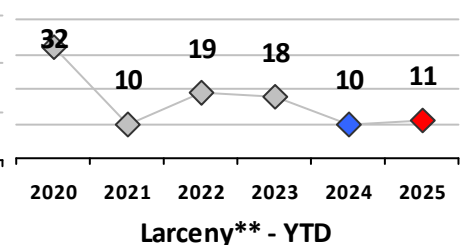
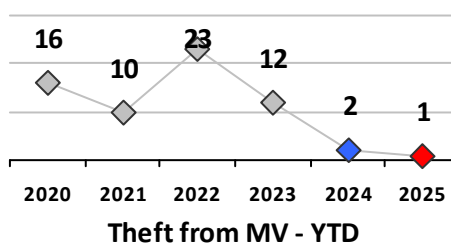
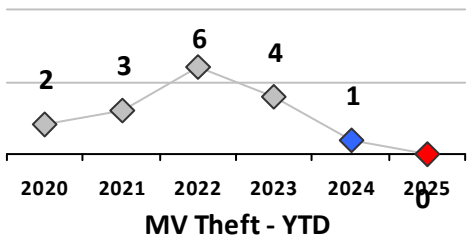
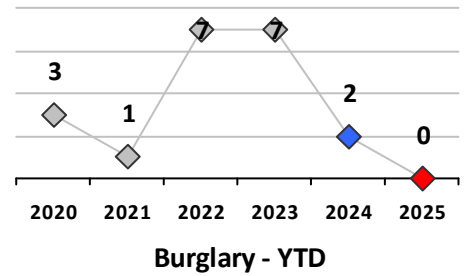
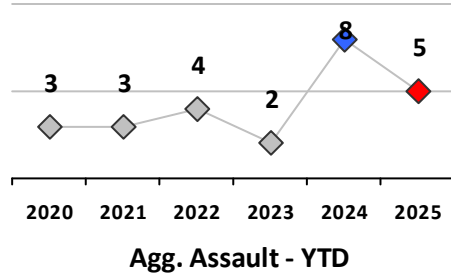
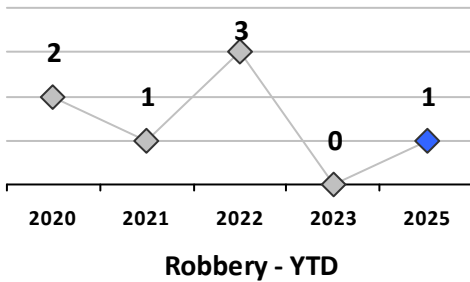
Part I Crime - Comparison Report

Providence Police Department

Through 2/23/2025
Week 8

District 8

	4 Week Trend 1/27/2025 - 2/23/2025				Past 28 Days 1/27/2025 - 2/23/2025			Year to Date January 1 - February 23				
	Current Week	Last Week	Wk 6	Wk 5	Past 28 Days	Past 28 Days LY	Chg.	Current Year	Last Year	Chg.	Wght. 5yr Avg	Chg.
Violent Crime												
Homicide	0	0	0	0	0	0	--	0	0	0%	0	--
Sex Offenses, Forcible*	0	0	0	0	0	1	--	0	2	-100%	1	--
Robbery Other	1	0	0	0	1	0	--	1	0	100%	1	0%
Robbery W Firearm	0	0	0	0	0	0	--	0	0	0%	0	--
Agg. Assault	1	0	0	1	2	6	-67%	5	8	-38%	4	25%
Agg. Assault W Firearm	0	0	0	0	0	0	--	0	0	0%	1	--
Total	2	0	0	1	3	7	-57%	6	10	-40%	6	0%
Property Crime												
Burglary	0	0	0	0	0	1	--	0	2	-100%	4	--
MV Theft	0	0	0	0	0	1	--	0	1	-100%	3	--
Larceny from MV	0	1	0	0	1	2	-50%	1	2	-50%	11	-91%
Larceny**	0	1	3	3	7	6	17%	11	11	0%	16	-31%
Total	0	2	3	3	8	10	-20%	12	16	-25%	34	-65%
Other Crime												
Assault Other	1	0	0	2	3	14	-79%	6	18	-67%	12	-50%
Vandalism	3	2	0	0	5	10	-50%	11	11	0%	13	-15%
Drug Offenses	0	2	0	0	2	2	0%	2	5	-60%	2	0%
Weapons Offenses	0	0	0	0	0	0	--	1	0	100%	0	--
Weapons Offenses W Firearm	0	0	0	0	0	0	--	0	0	0%	2	--
Total	4	4	0	2	10	26	-62%	20	34	-41%	29	-31%



Figures are preliminary and subject to further analysis and revision

* Sex Offenses, Forcible includes forcible rape, forcible sodomy, forcible fondling, sexual assault with an object

** Larceny includes shoplifting, pickpocket, pursesnatch, from building, bicycles, motor vehicle parts or accessories, and other.



Part I Crime - Comparison Report

Providence Police Department

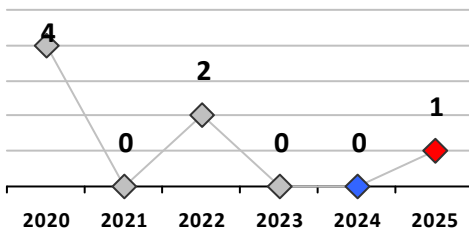
Through 2/23/2025
Week 8

District 9											
4 Week Trend 1/27/2025 - 2/23/2025				Past 28 Days 1/27/2025 - 2/23/2025				Year to Date January 1 - February 23			

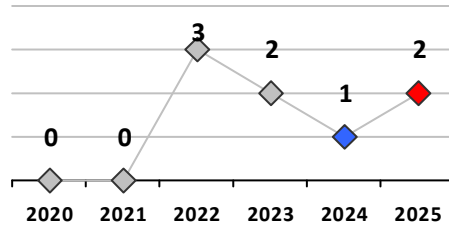
Violent Crime	Current Week	Last Week	Wk 6	Wk 5	Past 28 Days	Past 28 Days LY	Chg.	Current Year	Last Year	Chg.	Wght. 5yr Avg	Chg.
Homicide	0	0	0	0	0	0	--	0	0	0%	0	--
Sex Offenses, Forcible*	0	0	1	0	1	0	--	1	0	100%	1	0%
Robbery Other	0	0	0	0	0	0	--	1	0	100%	1	0%
Robbery W Firearm	0	0	0	0	0	0	--	0	0	0%	0	--
Agg. Assault	0	0	0	0	0	0	--	2	1	100%	1	100%
Agg. Assault W Firearm	0	0	0	0	0	0	--	0	0	0%	0	--
Total	0	0	1	0	1	0	100%	4	1	300%	2	100%

Property Crime	Current Week	Last Week	Wk 6	Wk 5	Past 28 Days	Past 28 Days LY	Chg.	Current Year	Last Year	Chg.	Wght. 5yr Avg	Chg.
Burglary	0	0	0	0	0	0	--	0	3	-100%	7	--
MV Theft	0	0	0	0	0	1	--	0	1	-100%	2	--
Larceny from MV	1	0	2	0	3	3	0%	6	7	-14%	19	-68%
Larceny**	0	2	2	0	4	4	0%	12	13	-8%	17	-29%
Total	1	2	4	0	7	8	-13%	18	24	-25%	44	-59%

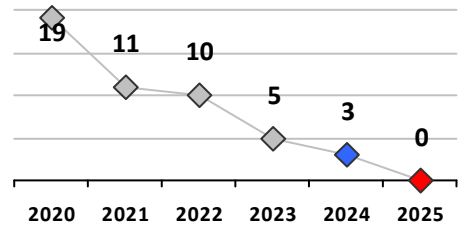
Other Crime	Current Week	Last Week	Wk 6	Wk 5	Past 28 Days	Past 28 Days LY	Chg.	Current Year	Last Year	Chg.	Wght. 5yr Avg	Chg.
Assault Other	1	0	2	3	6	2	200%	8	5	60%	6	33%
Vandalism	1	0	4	1	6	6	0%	10	11	-9%	17	-41%
Drug Offenses	0	0	0	0	0	1	--	1	1	0%	1	0%
Weapons Offenses	0	0	0	0	0	0	--	0	0	0%	1	--
Weapons Offenses W Firearm	0	0	0	0	0	0	--	0	0	0%	1	--
Total	2	0	6	4	12	9	33%	19	17	12%	26	-27%



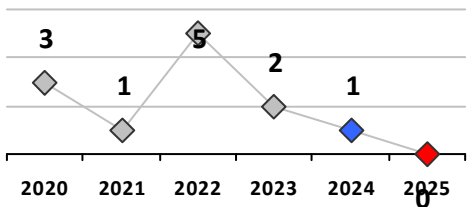
Robbery - YTD



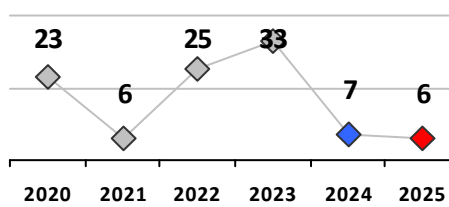
Agg. Assault - YTD



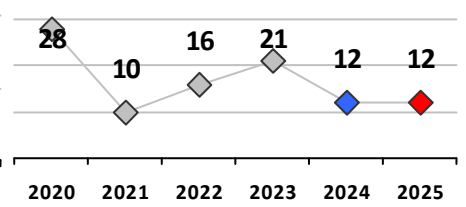
Burglary - YTD



MV Theft - YTD



Theft from MV - YTD



Larceny** - YTD

Figures are preliminary and subject to further analysis and revision

* Sex Offenses, Forcible includes forcible rape, forcible sodomy, forcible fondling, sexual assault with an object

** Larceny includes shoplifting, pickpocket, pursesnatch, from building, bicycles, motor vehicle parts or accessories, and other.