

Part I Crime - Comparison Report

Providence Police Department

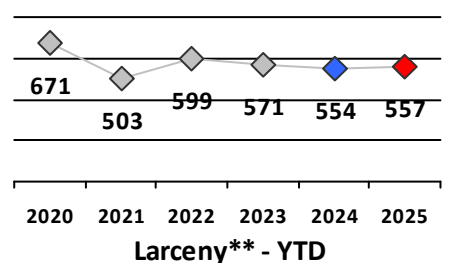
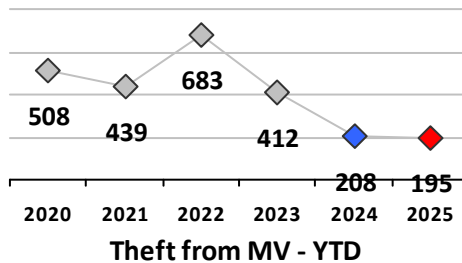
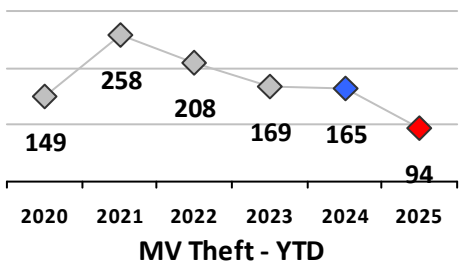
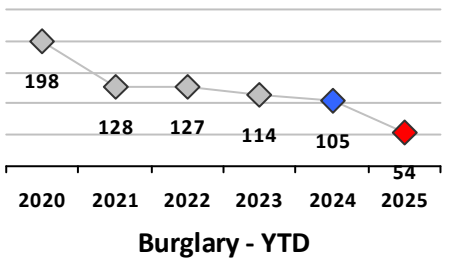
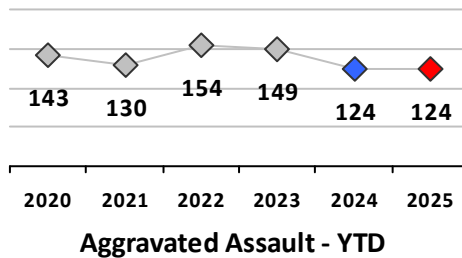
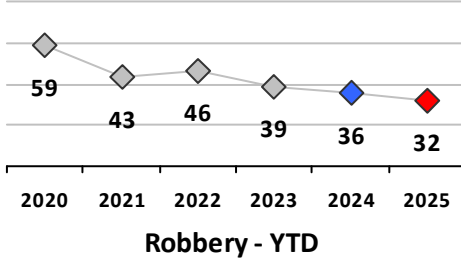
Through 4/27/2025
Week 17

Citywide												
4 Week Trend 3/31/2025 - 4/27/2025					Past 28 Days 3/31/2025 - 4/27/2025			Year to Date January 1 - April 27				

Violent Crime	Current Week	Last Week	Wk 15	Wk 14	Past 28 Days	Past 28 Days LY	Chg.	Current Year	Last Year	Chg.	Wght. 5yr Avg	Chg.
Homicide	0	0	0	0	0	0	0%	1	2	-50%	4	-75%
Sex Offenses, Forcible*	0	3	4	2	9	11	-18%	33	41	-20%	50	-34%
Robbery Other	2	2	3	3	10	3	233%	25	20	25%	26	-4%
Robbery W Firearm	1	0	0	1	2	4	-50%	7	18	-61%	16	-56%
Agg. Assault	4	7	6	9	26	32	-19%	110	122	-10%	120	-8%
Agg. Assault W Firearm	0	0	0	0	0	2	-200%	14	7	100%	20	-30%
Total	7	12	13	15	47	52	-10%	190	210	-10%	236	-19%

Property Crime	Current Week	Last Week	Wk 15	Wk 14	Past 28 Days	Past 28 Days LY	Chg.	Current Year	Last Year	Chg.	Wght. 5yr Avg	Chg.
Burglary	2	6	6	3	17	27	-37%	54	108	-50%	123	-56%
MV Theft	9	2	7	8	26	45	-42%	94	171	-45%	189	-50%
Larceny from MV	16	12	13	11	52	53	-2%	195	214	-9%	412	-53%
Larceny**	28	35	39	35	137	141	-3%	557	557	0%	573	-3%
Total	55	55	65	57	232	266	-13%	900	1050	-14%	1296	-31%

Other Crime	Current Week	Last Week	Wk 15	Wk 14	Past 28 Days	Past 28 Days LY	Chg.	Current Year	Last Year	Chg.	Wght. 5yr Avg	Chg.
Assault Other	31	37	34	40	142	128	11%	569	599	-5%	573	-1%
Vandalism	22	24	24	21	91	105	-13%	381	447	-15%	525	-27%
Drug Offenses	20	7	12	20	59	37	59%	204	185	10%	192	6%
Weapons Offenses	22	1	0	2	25	10	150%	61	47	30%	41	49%
Weapons Offenses W Firearm	21	3	0	0	24	22	9%	83	95	-13%	98	-15%
Total	116	72	70	83	341	302	13%	1298	1373	-5%	1430	-9%



Figures are preliminary and subject to further analysis and revision

* Sex Offenses, Forcible includes forcible rape, forcible sodomy, forcible fondling, sexual assault with an object

** Larceny includes shoplifting, pickpocket, pursesnatch, from building, bicycles, motor vehicle parts or accessories, and other.



Part I Crime - Comparison Report

Providence Police Department

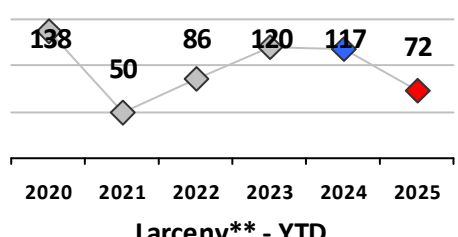
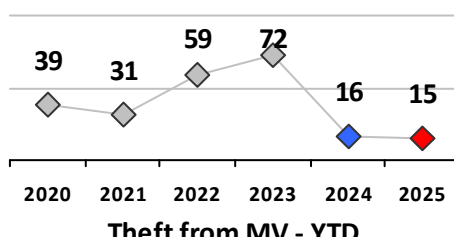
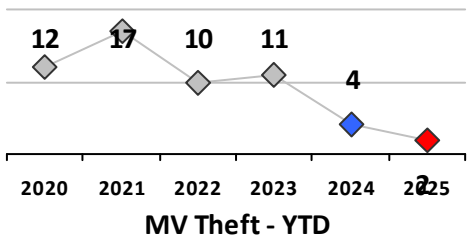
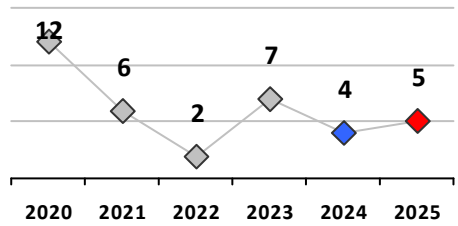
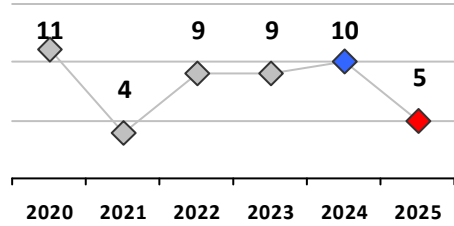
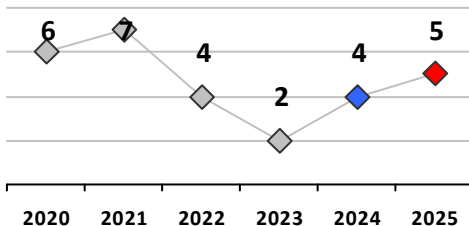
Through 4/27/2025
Week 17

District 1											
4 Week Trend 3/31/2025 - 4/27/2025				Past 28 Days 3/31/2025 - 4/27/2025				Year to Date January 1 - April 27			

Violent Crime	Current Week	Last Week	Wk 15	Wk 14	Past 28 Days	Past 28 Days LY	Chg.	Current Year	Last Year	Chg.	Wght. 5yr Avg	Chg.
Homicide	0	0	0	0	0	0	--	0	0	0%	0	--
Sex Offenses, Forcible*	0	1	0	0	1	1	0%	1	4	-75%	3	-67%
Robbery Other	0	0	0	0	0	0	--	5	4	25%	4	25%
Robbery W Firearm	0	0	0	0	0	0	--	0	0	0%	0	--
Agg. Assault	1	0	0	0	1	3	-67%	4	10	-60%	9	-56%
Agg. Assault W Firearm	0	0	0	0	0	0	--	1	1	0%	0	--
Total	1	1	0	0	2	4	-50%	11	19	-42%	15	-27%

Property Crime	Current Week	Last Week	Wk 15	Wk 14	Past 28 Days	Past 28 Days LY	Chg.	Current Year	Last Year	Chg.	Wght. 5yr Avg	Chg.
Burglary	0	1	1	0	2	0	--	5	4	25%	5	0%
MV Theft	0	0	0	0	0	4	--	2	5	-60%	10	-80%
Larceny from MV	4	1	2	2	9	6	50%	15	20	-25%	44	-66%
Larceny**	4	6	8	3	21	33	-36%	72	118	-39%	105	-31%
Total	8	8	11	5	32	43	-26%	94	147	-36%	164	-43%


Other Crime	Current Week	Last Week	Wk 15	Wk 14	Past 28 Days	Past 28 Days LY	Chg.	Current Year	Last Year	Chg.	Wght. 5yr Avg	Chg.
Assault Other	2	6	3	2	13	11	18%	58	76	-24%	66	-12%
Vandalism	2	1	1	1	5	16	-69%	27	32	-16%	49	-45%
Drug Offenses	2	2	3	6	13	3	333%	54	15	260%	16	238%
Weapons Offenses	0	0	0	0	0	1	--	8	4	100%	4	100%
Weapons Offenses W Firearm	0	0	0	0	0	0	--	2	5	-60%	3	-33%
Total	6	9	7	9	31	31	0%	149	132	13%	138	8%



Figures are preliminary and subject to further analysis and revision

* Sex Offenses, Forcible includes forcible rape, forcible sodomy, forcible fondling, sexual assault with an object

** Larceny includes shoplifting, pickpocket, pursesnatch, from building, bicycles, motor vehicle parts or accessories, and other.



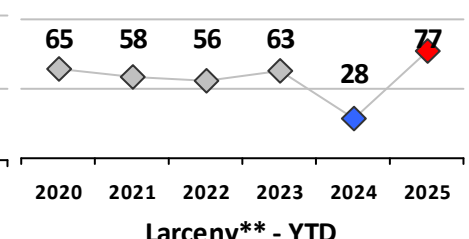
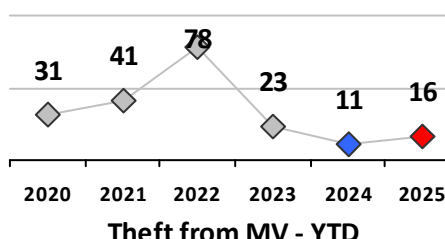
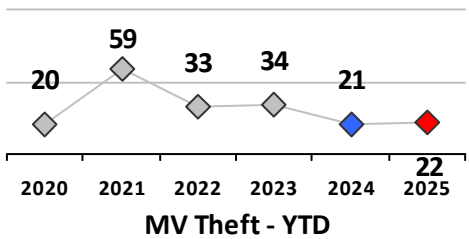
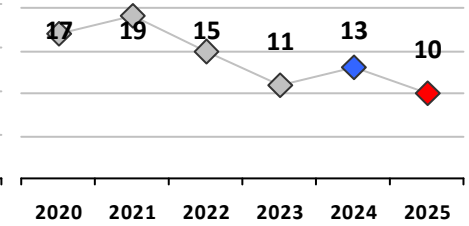
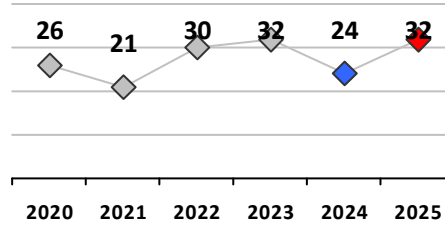
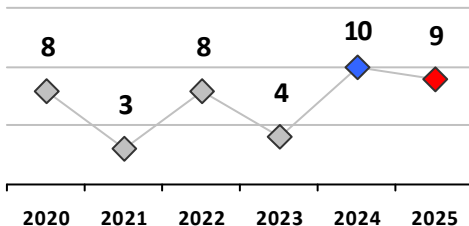
Part I Crime - Comparison Report

Providence Police Department

Through 4/27/2025
Week 17

District 2


	4 Week Trend 3/31/2025 - 4/27/2025				Past 28 Days 3/31/2025 - 4/27/2025			Year to Date January 1 - April 27				
	Current Week	Last Week	Wk 15	Wk 14	Past 28 Days	Past 28 Days LY	Chg.	Current Year	Last Year	Chg.	Wght. 5yr Avg	Chg.
Violent Crime												
Homicide	0	0	0	0	0	0	--	0	0	0%	1	--
Sex Offenses, Forcible*	0	0	1	0	1	0	--	5	4	25%	9	-44%
Robbery Other	1	1	1	1	4	0	--	7	5	40%	4	75%
Robbery W Firearm	0	0	0	0	0	0	--	2	5	-60%	3	-33%
Agg. Assault	0	1	2	1	4	7	-43%	31	24	29%	23	35%
Agg. Assault W Firearm	0	0	0	0	0	0	--	1	0	100%	4	-75%
Total	1	2	4	2	9	7	29%	46	38	21%	43	7%
Property Crime												
Burglary	0	3	3	0	6	5	20%	10	13	-23%	14	-29%
MV Theft	2	0	0	4	6	4	50%	22	21	5%	32	-31%
Larceny from MV	0	0	0	2	2	4	-50%	16	11	45%	33	-52%
Larceny**	4	1	9	8	22	5	340%	77	29	166%	50	54%
Total	6	4	12	14	36	18	100%	125	74	69%	128	-2%
Other Crime												
Assault Other	7	9	3	7	26	16	63%	96	80	20%	87	10%
Vandalism	1	5	6	1	13	11	18%	41	39	5%	55	-25%
Drug Offenses	2	0	1	4	7	13	-46%	23	33	-30%	37	-38%
Weapons Offenses	0	0	0	0	0	3	--	2	6	-67%	6	-67%
Weapons Offenses W Firearm	0	0	0	0	0	2	--	2	14	-86%	20	-90%
Total	10	14	10	12	46	45	2%	164	172	-5%	205	-20%



Figures are preliminary and subject to further analysis and revision

* Sex Offenses, Forcible includes forcible rape, forcible sodomy, forcible fondling, sexual assault with an object

** Larceny includes shoplifting, pickpocket, pursesnatch, from building, bicycles, motor vehicle parts or accessories, and other.



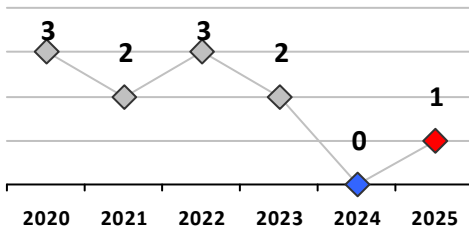
Part I Crime - Comparison Report

Providence Police Department

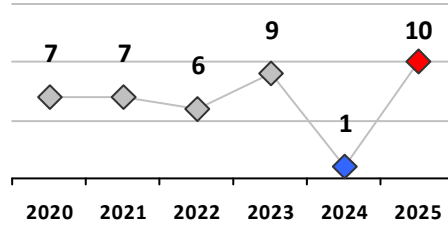
Through 4/27/2025
Week 17

District 3

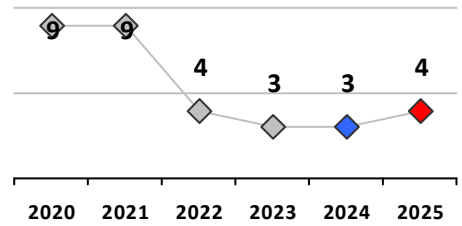
	4 Week Trend 3/31/2025 - 4/27/2025				Past 28 Days 3/31/2025 - 4/27/2025			Year to Date January 1 - April 27				
	Current Week	Last Week	Wk 15	Wk 14	Past 28 Days	Past 28 Days LY	Chg.	Current Year	Last Year	Chg.	Wght. 5yr Avg	Chg.
Violent Crime												
Homicide	0	0	0	0	0	0	--	0	0	0%	0	--
Sex Offenses, Forcible*	0	0	0	1	1	1	0%	2	2	0%	2	0%
Robbery Other	0	0	0	1	1	0	--	1	0	100%	1	0%
Robbery W Firearm	0	0	0	0	0	0	--	0	0	0%	0	--
Agg. Assault	0	2	0	0	2	0	--	8	1	700%	4	100%
Agg. Assault W Firearm	0	0	0	0	0	0	--	2	0	200%	1	100%
Total	0	2	0	2	4	1	300%	13	3	333%	9	44%
Property Crime												
Burglary	0	0	0	1	1	0	--	4	3	33%	4	0%
MV Theft	0	0	1	0	1	3	-67%	8	12	-33%	11	-27%
Larceny from MV	0	0	0	0	0	3	--	2	11	-82%	22	-91%
Larceny**	1	0	0	1	2	4	-50%	17	28	-39%	25	-32%
Total	1	0	1	2	4	10	-60%	31	54	-43%	62	-50%
Other Crime												
Assault Other	1	1	2	4	8	7	14%	33	28	18%	28	18%
Vandalism	1	0	0	1	2	5	-60%	19	26	-27%	31	-39%
Drug Offenses	2	1	0	1	4	1	300%	12	10	20%	10	20%
Weapons Offenses	5	1	0	0	6	0	--	8	5	60%	2	300%
Weapons Offenses W Firearm	5	0	0	0	5	1	400%	24	7	243%	6	300%
Total	14	3	2	6	25	14	79%	96	76	26%	77	25%



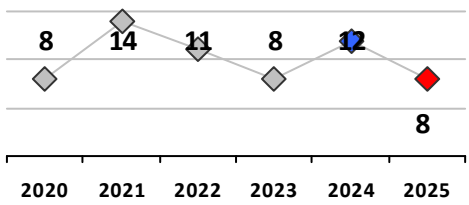
Robbery - YTD



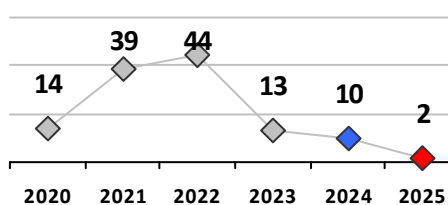
Agg. Assault - YTD



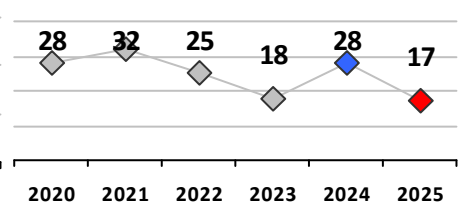
Burglary - YTD



MV Theft - YTD



Theft from MV - YTD




Larceny** - YTD

Figures are preliminary and subject to further analysis and revision

* Sex Offenses, Forcible includes forcible rape, forcible sodomy, forcible fondling, sexual assault with an object

** Larceny includes shoplifting, pickpocket, pursesnatch, from building, bicycles, motor vehicle parts or accessories, and other.



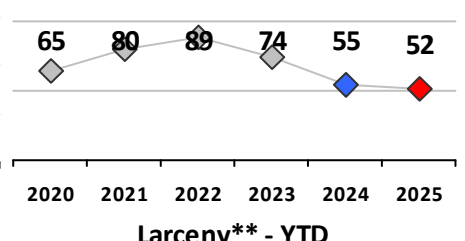
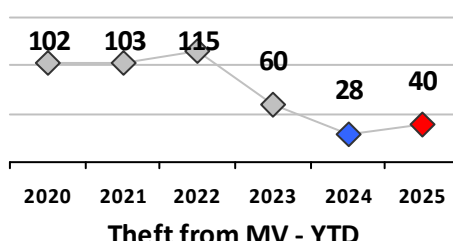
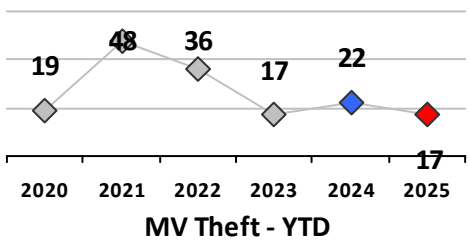
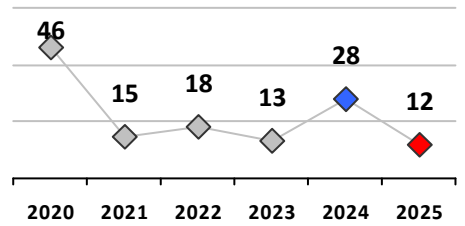
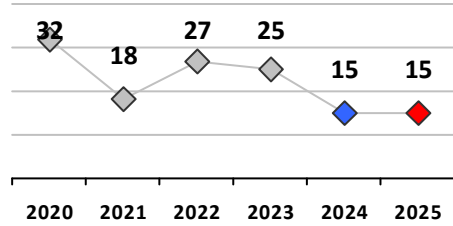
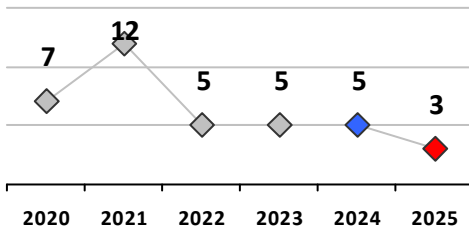
Part I Crime - Comparison Report

Providence Police Department

Through 4/27/2025
Week 17

District 4


	4 Week Trend 3/31/2025 - 4/27/2025				Past 28 Days 3/31/2025 - 4/27/2025			Year to Date January 1 - April 27			Wght. 5yr Avg	Chg.
	Current Week	Last Week	Wk 15	Wk 14	Past 28 Days	Past 28 Days LY	Chg.	Current Year	Last Year	Chg.		
Violent Crime												
Homicide	0	0	0	0	0	0	--	0	0	0%	0	--
Sex Offenses, Forcible*	0	1	3	0	4	1	300%	9	3	200%	9	0%
Robbery Other	1	0	0	0	1	0	--	3	3	0%	4	-25%
Robbery W Firearm	0	0	0	0	0	1	--	0	2	-100%	2	--
Agg. Assault	0	1	1	4	6	5	20%	13	14	-7%	18	-28%
Agg. Assault W Firearm	0	0	0	0	0	0	--	2	2	0%	4	-50%
Total	1	2	4	4	11	7	57%	27	24	13%	37	-27%
Property Crime												
Burglary	0	0	1	1	2	4	-50%	12	29	-59%	22	-45%
MV Theft	0	0	0	2	2	8	-75%	17	23	-26%	27	-37%
Larceny from MV	6	2	1	2	11	3	267%	40	28	43%	69	-42%
Larceny**	1	4	6	4	15	16	-6%	52	55	-5%	72	-28%
Total	7	6	8	9	30	31	-3%	121	135	-10%	189	-36%
Other Crime												
Assault Other	3	6	5	6	20	21	-5%	85	99	-14%	92	-8%
Vandalism	0	1	1	3	5	12	-58%	38	63	-40%	79	-52%
Drug Offenses	5	1	2	3	11	9	22%	37	54	-31%	53	-30%
Weapons Offenses	10	0	0	0	10	1	900%	13	12	8%	9	44%
Weapons Offenses W Firearm	3	3	0	0	6	7	-14%	12	19	-37%	19	-37%
Total	21	11	8	12	52	50	4%	185	247	-25%	252	-27%



Figures are preliminary and subject to further analysis and revision

* Sex Offenses, Forcible includes forcible rape, forcible sodomy, forcible fondling, sexual assault with an object

** Larceny includes shoplifting, pickpocket, pursesnatch, from building, bicycles, motor vehicle parts or accessories, and other.



Part I Crime - Comparison Report

Providence Police Department

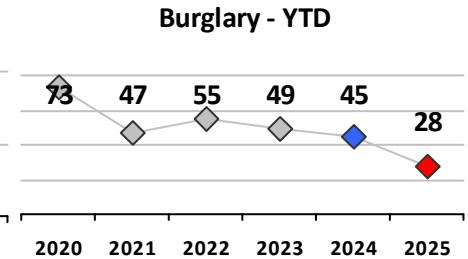
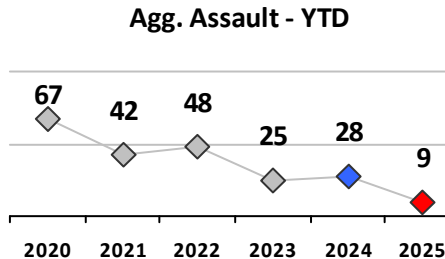
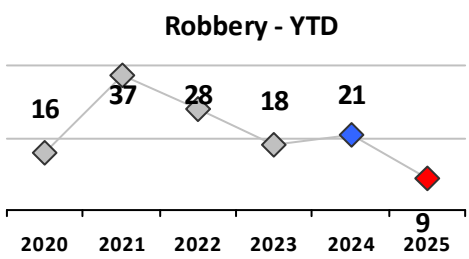
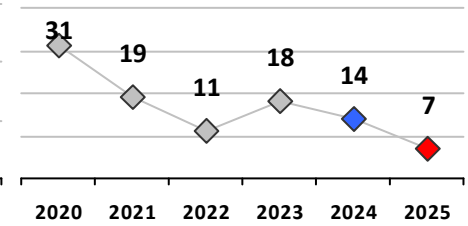
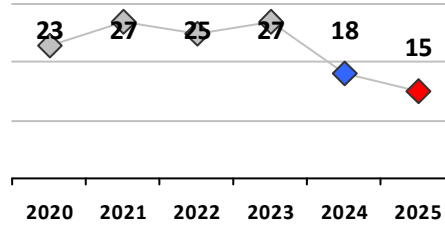
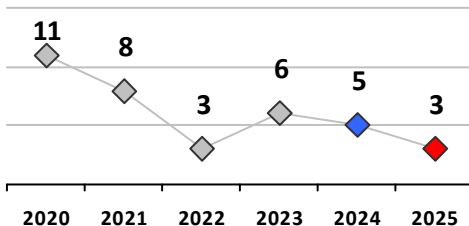
Through 4/27/2025
Week 17

District 5											
4 Week Trend 3/31/2025 - 4/27/2025				Past 28 Days 3/31/2025 - 4/27/2025				Year to Date January 1 - April 27			

Violent Crime	Current Week	Last Week	Wk 15	Wk 14	Past 28 Days	Past 28 Days LY	Chg.	Current Year	Last Year	Chg.	Wght. 5yr Avg	Chg.
Homicide	0	0	0	0	0	0	--	1	2	-50%	1	0%
Sex Offenses, Forcible*	0	1	0	0	1	3	-67%	4	6	-33%	8	-50%
Robbery Other	0	0	0	0	0	1	--	1	2	-50%	3	-67%
Robbery W Firearm	0	0	0	0	0	1	--	2	3	-33%	2	0%
Agg. Assault	0	3	2	1	6	7	-14%	13	19	-32%	21	-38%
Agg. Assault W Firearm	0	0	0	0	0	0	--	2	0	200%	3	-33%
Total	0	4	2	1	7	12	-42%	23	32	-28%	38	-39%

Property Crime	Current Week	Last Week	Wk 15	Wk 14	Past 28 Days	Past 28 Days LY	Chg.	Current Year	Last Year	Chg.	Wght. 5yr Avg	Chg.
Burglary	0	1	0	0	1	6	-83%	7	15	-53%	17	-59%
MV Theft	3	0	4	0	7	3	133%	9	22	-59%	24	-63%
Larceny from MV	2	1	0	0	3	7	-57%	9	28	-68%	36	-75%
Larceny**	3	4	1	0	8	12	-33%	28	45	-38%	50	-44%
Total	8	6	5	0	19	28	-32%	53	110	-52%	126	-58%


Other Crime	Current Week	Last Week	Wk 15	Wk 14	Past 28 Days	Past 28 Days LY	Chg.	Current Year	Last Year	Chg.	Wght. 5yr Avg	Chg.
Assault Other	7	4	5	5	21	25	-16%	69	99	-30%	94	-27%
Vandalism	8	6	2	1	17	14	21%	46	64	-28%	71	-35%
Drug Offenses	5	0	2	2	9	7	29%	27	30	-10%	31	-13%
Weapons Offenses	0	0	0	0	0	0	--	8	5	60%	9	-11%
Weapons Offenses W Firearm	6	0	0	0	6	0	--	20	20	0%	17	18%
Total	26	10	9	8	53	46	15%	170	218	-22%	222	-23%



Figures are preliminary and subject to further analysis and revision

* Sex Offenses, Forcible includes forcible rape, forcible sodomy, forcible fondling, sexual assault with an object

** Larceny includes shoplifting, pickpocket, pursesnatch, from building, bicycles, motor vehicle parts or accessories, and other.



Part I Crime - Comparison Report

Providence Police Department

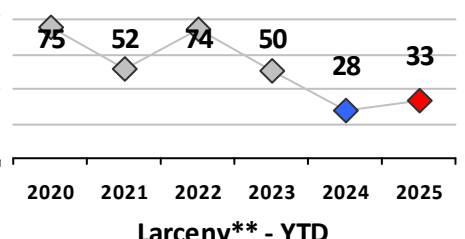
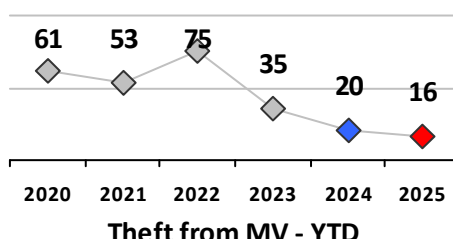
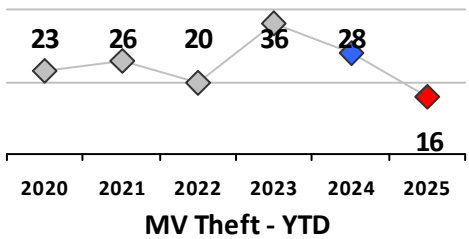
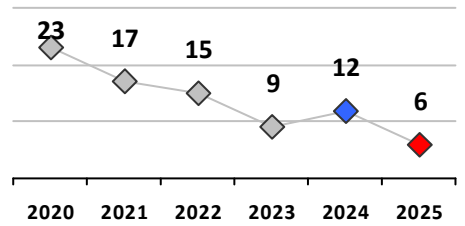
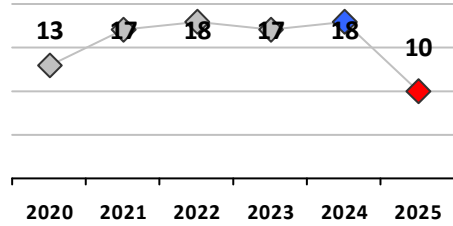
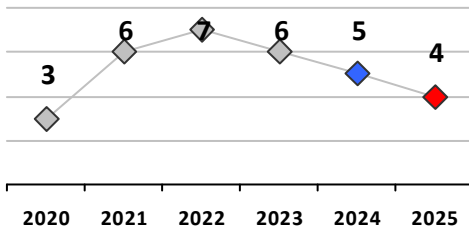
Through 4/27/2025
Week 17

District 6											
4 Week Trend 3/31/2025 - 4/27/2025				Past 28 Days 3/31/2025 - 4/27/2025				Year to Date January 1 - April 27			

Violent Crime	Current Week	Last Week	Wk 15	Wk 14	Past 28 Days	Past 28 Days LY	Chg.	Current Year	Last Year	Chg.	Wght. 5yr Avg	Chg.
Homicide	0	0	0	0	0	0	--	0	0	0%	0	--
Sex Offenses, Forcible*	0	0	0	0	0	0	--	4	4	0%	8	-50%
Robbery Other	0	1	0	1	2	1	100%	4	5	-20%	4	0%
Robbery W Firearm	0	0	0	0	0	1	--	0	1	-100%	2	--
Agg. Assault	0	0	0	1	1	3	-67%	10	19	-47%	15	-33%
Agg. Assault W Firearm	0	0	0	0	0	0	--	0	0	0%	3	--
Total	0	1	0	2	3	5	-40%	18	29	-38%	31	-42%

Property Crime	Current Week	Last Week	Wk 15	Wk 14	Past 28 Days	Past 28 Days LY	Chg.	Current Year	Last Year	Chg.	Wght. 5yr Avg	Chg.
Burglary	1	0	0	0	1	3	-67%	6	12	-50%	13	-54%
MV Theft	2	1	2	0	5	5	0%	16	28	-43%	28	-43%
Larceny from MV	0	0	3	0	3	3	0%	16	21	-24%	43	-63%
Larceny**	1	3	2	2	8	9	-11%	33	28	18%	50	-34%
Total	4	4	7	2	17	20	-15%	71	89	-20%	134	-47%


Other Crime	Current Week	Last Week	Wk 15	Wk 14	Past 28 Days	Past 28 Days LY	Chg.	Current Year	Last Year	Chg.	Wght. 5yr Avg	Chg.
Assault Other	1	3	2	5	11	15	-27%	71	59	20%	58	22%
Vandalism	1	3	0	1	5	10	-50%	27	36	-25%	50	-46%
Drug Offenses	0	1	1	4	6	2	200%	15	12	25%	12	25%
Weapons Offenses	0	0	0	1	1	0	--	4	3	33%	3	33%
Weapons Offenses W Firearm	0	0	0	0	0	0	--	6	8	-25%	7	-14%
Total	2	7	3	11	23	27	-15%	123	118	4%	129	-5%



Figures are preliminary and subject to further analysis and revision

* Sex Offenses, Forcible includes forcible rape, forcible sodomy, forcible fondling, sexual assault with an object

** Larceny includes shoplifting, pickpocket, pursesnatch, from building, bicycles, motor vehicle parts or accessories, and other.



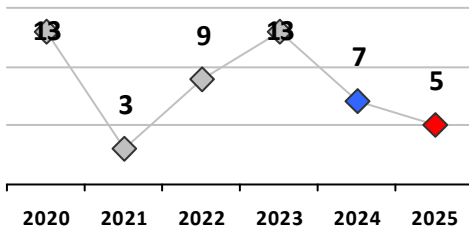
Part I Crime - Comparison Report

Providence Police Department

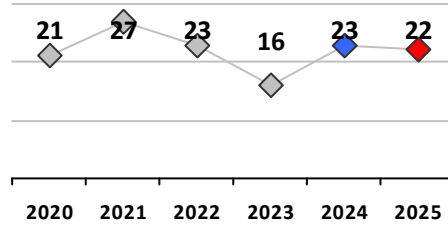
Through 4/27/2025
Week 17

District 7

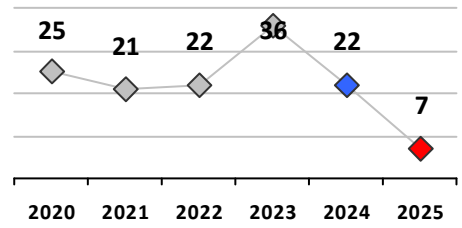
	4 Week Trend 3/31/2025 - 4/27/2025				Past 28 Days 3/31/2025 - 4/27/2025			Year to Date January 1 - April 27				
	Current Week	Last Week	Wk 15	Wk 14	Past 28 Days	Past 28 Days LY	Chg.	Current Year	Last Year	Chg.	Wght. 5yr Avg	Chg.
Violent Crime												
Homicide	0	0	0	0	0	0	--	0	0	0%	0	--
Sex Offenses, Forcible*	0	0	0	0	0	2	--	3	6	-50%	5	-40%
Robbery Other	0	0	2	0	2	1	100%	3	1	200%	3	0%
Robbery W Firearm	1	0	0	1	2	1	100%	2	7	-71%	6	-67%
Agg. Assault	0	0	1	0	1	6	-83%	17	20	-15%	17	0%
Agg. Assault W Firearm	0	0	0	0	0	2	--	5	4	25%	5	0%
Total	1	0	3	1	5	12	-58%	30	38	-21%	36	-17%
Property Crime												
Burglary	1	1	1	0	3	7	-57%	7	23	-70%	26	-73%
MV Theft	2	1	0	1	4	10	-60%	15	34	-56%	36	-58%
Larceny from MV	1	3	3	1	8	9	-11%	22	21	5%	67	-67%
Larceny**	10	7	7	12	36	17	112%	87	95	-8%	106	-18%
Total	14	12	11	14	51	43	19%	131	173	-24%	235	-44%
Other Crime												
Assault Other	6	6	10	8	30	21	43%	109	106	3%	100	9%
Vandalism	4	2	14	7	27	17	59%	66	67	-1%	88	-25%
Drug Offenses	2	2	3	0	7	2	250%	25	25	0%	26	-4%
Weapons Offenses	0	0	0	1	1	5	-80%	9	12	-25%	5	80%
Weapons Offenses W Firearm	2	0	0	0	2	12	-83%	12	20	-40%	18	-33%
Total	14	10	27	16	67	57	18%	221	230	-4%	238	-7%



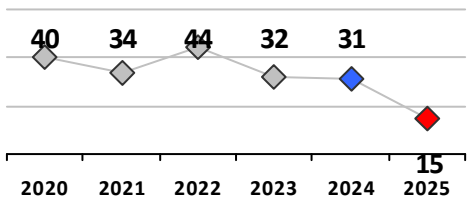
Robbery - YTD



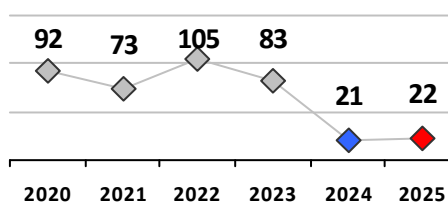
Agg. Assault - YTD



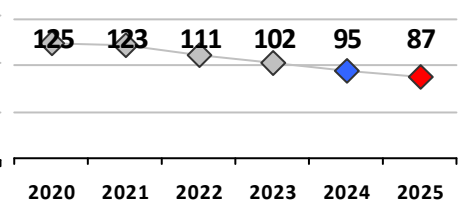
Burglary - YTD



MV Theft - YTD



Theft from MV - YTD



Larceny** - YTD

Figures are preliminary and subject to further analysis and revision

* Sex Offenses, Forcible includes forcible rape, forcible sodomy, forcible fondling, sexual assault with an object

** Larceny includes shoplifting, pickpocket, pursesnatch, from building, bicycles, motor vehicle parts or accessories, and other.



Part I Crime - Comparison Report

Providence Police Department

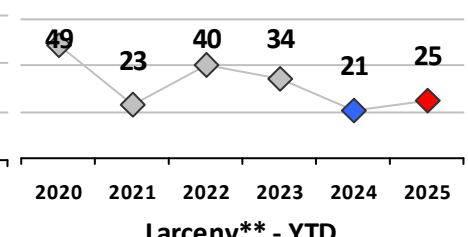
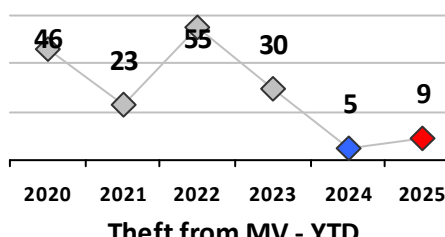
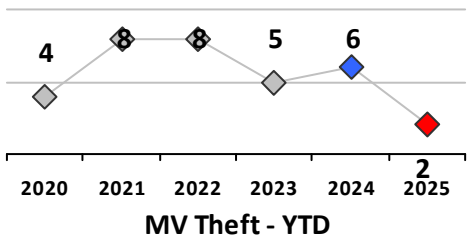
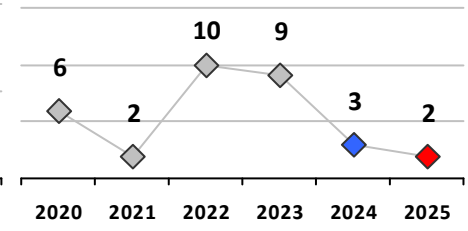
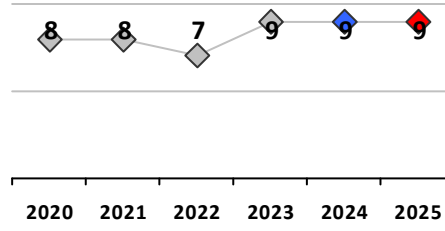
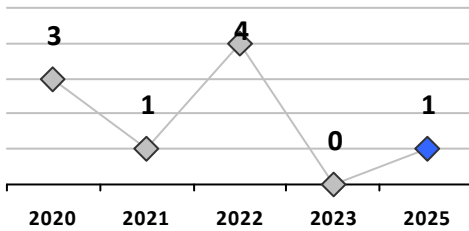
Through 4/27/2025
Week 17

District 8											
4 Week Trend 3/31/2025 - 4/27/2025				Past 28 Days 3/31/2025 - 4/27/2025				Year to Date January 1 - April 27			

Violent Crime	Current Week	Last Week	Wk 15	Wk 14	Past 28 Days	Past 28 Days LY	Chg.	Current Year	Last Year	Chg.	Wght. 5yr Avg	Chg.
Homicide	0	0	0	0	0	0	--	0	0	0%	0	--
Sex Offenses, Forcible*	0	0	0	0	0	1	--	0	5	-100%	2	--
Robbery Other	0	0	0	0	0	0	--	0	0	0%	1	--
Robbery W Firearm	0	0	0	0	0	0	--	1	0	100%	0	--
Agg. Assault	1	0	0	1	2	0	--	8	9	-11%	7	14%
Agg. Assault W Firearm	0	0	0	0	0	0	--	1	0	100%	1	0%
Total	1	0	0	1	2	1	100%	10	14	-29%	12	-17%

Property Crime	Current Week	Last Week	Wk 15	Wk 14	Past 28 Days	Past 28 Days LY	Chg.	Current Year	Last Year	Chg.	Wght. 5yr Avg	Chg.
Burglary	0	0	0	1	1	0	--	2	3	-33%	6	-67%
MV Theft	0	0	0	0	0	3	--	2	6	-67%	6	-67%
Larceny from MV	0	1	2	1	4	1	300%	9	5	80%	27	-67%
Larceny**	0	1	1	3	5	7	-29%	25	21	19%	31	-19%
Total	0	2	3	5	10	11	-9%	38	35	9%	70	-46%

Other Crime	Current Week	Last Week	Wk 15	Wk 14	Past 28 Days	Past 28 Days LY	Chg.	Current Year	Last Year	Chg.	Wght. 5yr Avg	Chg.
Assault Other	1	0	2	1	4	7	-43%	16	32	-50%	25	-36%
Vandalism	2	4	0	1	7	4	75%	23	19	21%	26	-12%
Drug Offenses	1	0	0	0	1	0	--	7	5	40%	4	75%
Weapons Offenses	1	0	0	0	1	0	--	3	0	300%	1	200%
Weapons Offenses W Firearm	0	0	0	0	0	0	--	0	0	0%	4	--
Total	5	4	2	2	13	11	18%	49	56	-13%	61	-20%



Figures are preliminary and subject to further analysis and revision

* Sex Offenses, Forcible includes forcible rape, forcible sodomy, forcible fondling, sexual assault with an object

** Larceny includes shoplifting, pickpocket, pursesnatch, from building, bicycles, motor vehicle parts or accessories, and other.



Part I Crime - Comparison Report

Providence Police Department

Through 4/27/2025
Week 17

District 9

4 Week Trend
3/31/2025 - 4/27/2025

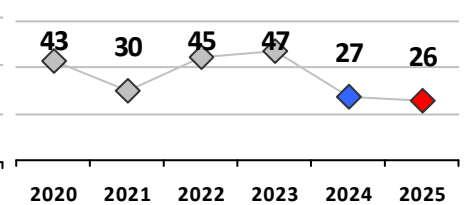
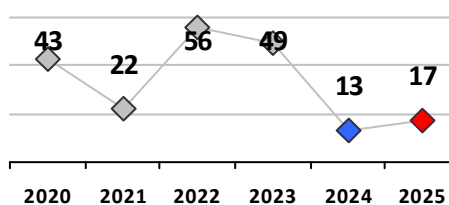
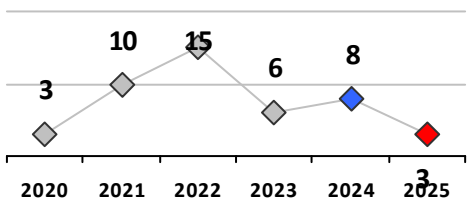
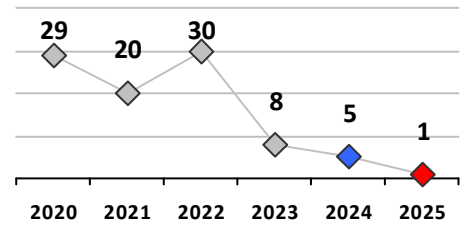
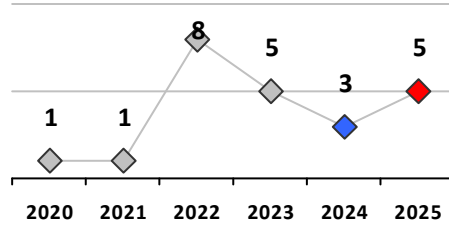
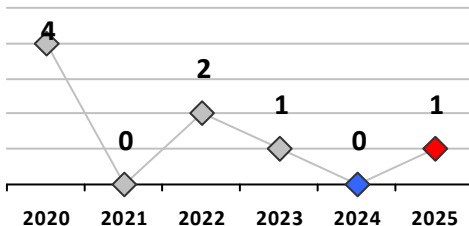
Past 28 Days
3/31/2025 - 4/27/2025

Year to Date
January 1 - April 27

Violent Crime	Current Week	Last Week	Wk 15	Wk 14	Past 28 Days	Past 28 Days LY	Chg.	Current Year	Last Year	Chg.	Wght. 5yr Avg	Chg.
Homicide	0	0	0	0	0	0	--	0	0	0%	0	--
Sex Offenses, Forcible*	0	0	0	1	1	1	0%	2	6	-67%	4	-50%
Robbery Other	0	0	0	0	0	0	--	1	0	100%	1	0%
Robbery W Firearm	0	0	0	0	0	0	--	0	0	0%	0	--
Agg. Assault	2	0	0	0	2	1	100%	5	3	67%	4	25%
Agg. Assault W Firearm	0	0	0	0	0	0	--	0	0	0%	0	--
Total	2	0	0	1	3	2	50%	8	9	-11%	8	0%

Property Crime	Current Week	Last Week	Wk 15	Wk 14	Past 28 Days	Past 28 Days LY	Chg.	Current Year	Last Year	Chg.	Wght. 5yr Avg	Chg.
Burglary	0	0	0	0	0	2	--	1	5	-80%	15	-93%
MV Theft	0	0	0	1	1	3	-67%	3	8	-63%	9	-67%
Larceny from MV	2	0	2	3	7	5	40%	17	13	31%	34	-50%
Larceny**	3	1	3	1	8	11	-27%	26	28	-7%	38	-32%
Total	5	1	5	5	16	21	-24%	47	54	-13%	95	-51%

Other Crime	Current Week	Last Week	Wk 15	Wk 14	Past 28 Days	Past 28 Days LY	Chg.	Current Year	Last Year	Chg.	Wght. 5yr Avg	Chg.
Assault Other	3	2	1	0	6	3	100%	22	14	57%	15	47%
Vandalism	3	1	0	3	7	2	250%	25	18	39%	28	-11%
Drug Offenses	0	0	0	0	0	0	--	2	1	100%	2	0%
Weapons Offenses	0	0	0	0	0	0	--	0	0	0%	1	--
Weapons Offenses W Firearm	0	0	0	0	0	0	--	0	0	0%	2	--
Total	6	3	1	3	13	5	160%	49	33	48%	47	4%



Figures are preliminary and subject to further analysis and revision

* Sex Offenses, Forcible includes forcible rape, forcible sodomy, forcible fondling, sexual assault with an object

** Larceny includes shoplifting, pickpocket, pursesnatch, from building, bicycles, motor vehicle parts or accessories, and other.