



Part I Crime - Comparison Report

Providence Police Department

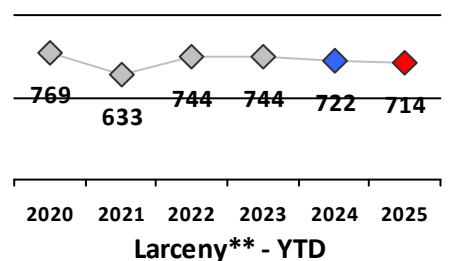
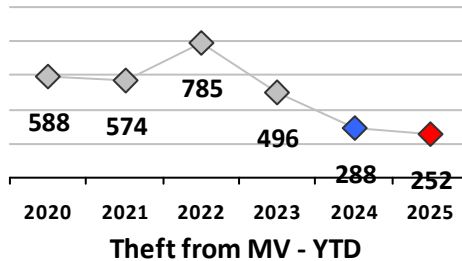
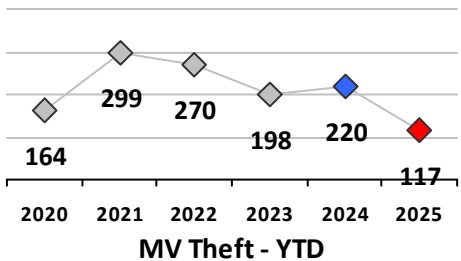
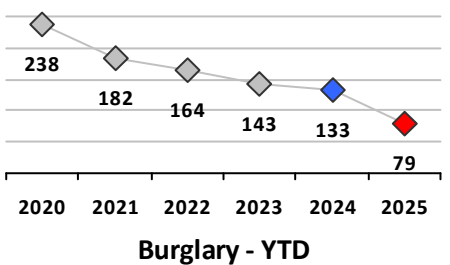
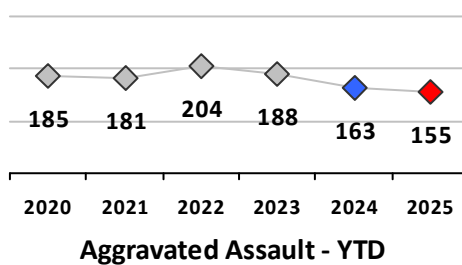
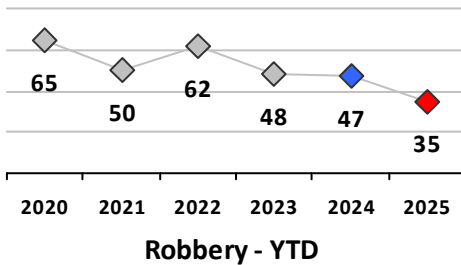
Through 5/25/2025
Week 21

Citywide											
4 Week Trend 4/28/2025 - 5/25/2025				Past 28 Days 4/28/2025 - 5/25/2025				Year to Date January 1 - May 25			

Violent Crime	Current Week	Last Week	Wk 19	Wk 18	Past 28 Days	Past 28 Days LY	Chg.	Current Year	Last Year	Chg.	Wght. 5yr Avg	Chg.
Homicide	0	0	0	0	0	1	-100%	1	3	-67%	4	-75%
Sex Offenses, Forcible*	0	3	1	2	6	10	-40%	39	51	-24%	64	-39%
Robbery Other	1	1	0	0	2	6	-67%	27	26	4%	33	-18%
Robbery W Firearm	0	0	1	0	1	5	-80%	8	23	-65%	19	-58%
Agg. Assault	2	8	5	6	21	25	-16%	133	147	-10%	152	-13%
Agg. Assault W Firearm	1	4	2	1	8	17	-53%	22	24	-8%	33	-33%
Total	4	16	9	9	38	64	-41%	230	274	-16%	307	-25%

Property Crime	Current Week	Last Week	Wk 19	Wk 18	Past 28 Days	Past 28 Days LY	Chg.	Current Year	Last Year	Chg.	Wght. 5yr Avg	Chg.
Burglary	5	10	5	5	25	29	-14%	79	137	-42%	158	-50%
MV Theft	3	7	10	3	23	50	-54%	117	221	-47%	232	-50%
Larceny from MV	15	8	13	18	54	79	-32%	252	293	-14%	506	-50%
Larceny**	48	43	34	28	153	175	-13%	714	732	-2%	731	-2%
Total	71	68	62	54	255	333	-23%	1162	1383	-16%	1626	-29%

Other Crime	Current Week	Last Week	Wk 19	Wk 18	Past 28 Days	Past 28 Days LY	Chg.	Current Year	Last Year	Chg.	Wght. 5yr Avg	Chg.
Assault Other	41	37	36	45	159	136	17%	729	735	-1%	723	1%
Vandalism	17	31	26	23	97	150	-35%	486	597	-19%	663	-27%
Drug Offenses	2	12	14	13	41	37	11%	247	222	11%	229	8%
Weapons Offenses	2	4	1	3	10	24	-58%	66	71	-7%	55	20%
Weapons Offenses W Firearm	0	4	8	3	15	19	-21%	104	114	-9%	119	-13%
Total	62	88	85	87	322	366	-12%	1632	1739	-6%	1788	-9%



Figures are preliminary and subject to further analysis and revision

* Sex Offenses, Forcible includes forcible rape, forcible sodomy, forcible fondling, sexual assault with an object

** Larceny includes shoplifting, pickpocket, pursesnatch, from building, bicycles, motor vehicle parts or accessories, and other.



Part I Crime - Comparison Report

Providence Police Department

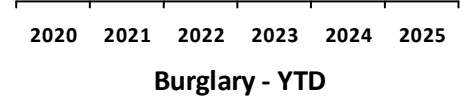


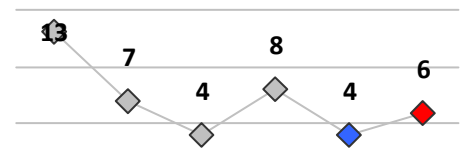
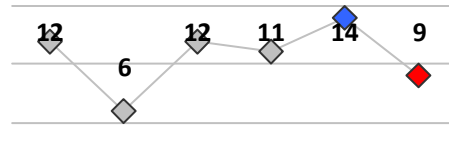
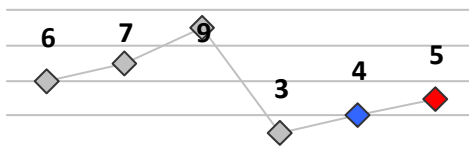
Through 5/25/2025
Week 21

District 1											
4 Week Trend 4/28/2025 - 5/25/2025				Past 28 Days 4/28/2025 - 5/25/2025				Year to Date January 1 - May 25			

Violent Crime	Current Week	Last Week	Wk 19	Wk 18	Past 28 Days	Past 28 Days LY	Chg.	Current Year	Last Year	Chg.	Wght. 5yr Avg	Chg.
Homicide	0	0	0	0	0	0	--	0	0	0%	0	--
Sex Offenses, Forcible*	0	0	0	1	1	2	-50%	2	6	-67%	4	-50%
Robbery Other	0	0	0	0	0	0	--	5	4	25%	5	0%
Robbery W Firearm	0	0	0	0	0	0	--	0	0	0%	0	--
Agg. Assault	0	2	0	1	3	3	0%	8	13	-38%	11	-27%
Agg. Assault W Firearm	0	0	0	0	0	0	--	1	1	0%	0	--
Total	0	2	0	2	4	5	-20%	16	24	-33%	21	-24%

Property Crime	Current Week	Last Week	Wk 19	Wk 18	Past 28 Days	Past 28 Days LY	Chg.	Current Year	Last Year	Chg.	Wght. 5yr Avg	Chg.
Burglary	0	0	1	0	1	0	--	6	4	50%	6	0%
MV Theft	0	1	0	0	1	5	-80%	3	10	-70%	14	-79%
Larceny from MV	1	1	2	1	5	15	-67%	20	35	-43%	54	-63%
Larceny**	6	9	3	6	24	42	-43%	96	160	-40%	142	-32%
Total	7	11	6	7	31	62	-50%	125	209	-40%	215	-42%

Other Crime	Current Week	Last Week	Wk 19	Wk 18	Past 28 Days	Past 28 Days LY	Chg.	Current Year	Last Year	Chg.	Wght. 5yr Avg	Chg.
Assault Other	3	3	5	3	14	24	-42%	73	100	-27%	83	-12%
Vandalism	0	1	4	1	6	20	-70%	33	52	-37%	61	-46%
Drug Offenses	1	1	3	2	7	5	40%	61	20	205%	20	205%
Weapons Offenses	0	0	0	1	1	4	-75%	9	8	13%	7	29%
Weapons Offenses W Firearm	0	0	0	0	0	0	--	2	5	-60%	3	-33%
Total	4	5	12	7	28	53	-47%	178	185	-4%	173	3%



Figures are preliminary and subject to further analysis and revision

* Sex Offenses, Forcible includes forcible rape, forcible sodomy, forcible fondling, sexual assault with an object

** Larceny includes shoplifting, pickpocket, pursesnatch, from building, bicycles, motor vehicle parts or accessories, and other.



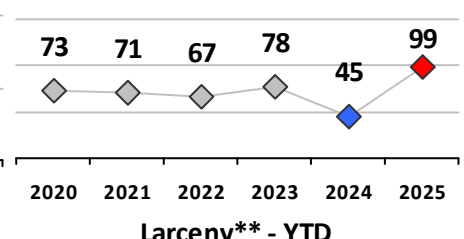
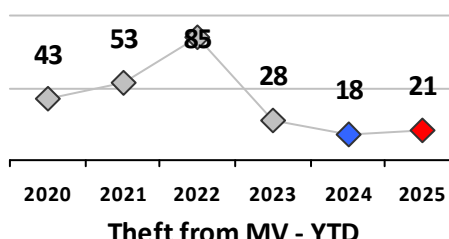
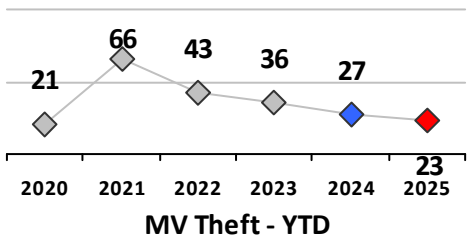
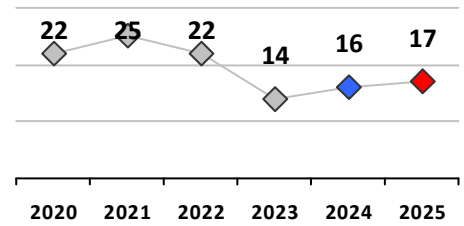
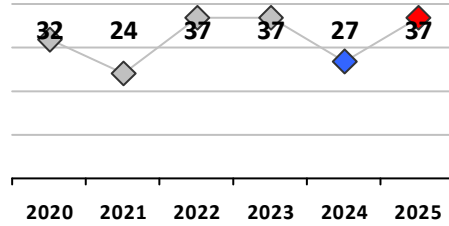
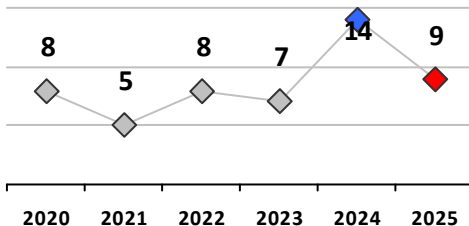
Part I Crime - Comparison Report

Providence Police Department

Through 5/25/2025
Week 21

District 2

	4 Week Trend 4/28/2025 - 5/25/2025				Past 28 Days 4/28/2025 - 5/25/2025			Year to Date January 1 - May 25				
	Current Week	Last Week	Wk 19	Wk 18	Past 28 Days	Past 28 Days LY	Chg.	Current Year	Last Year	Chg.	Wght. 5yr Avg	Chg.
Violent Crime												
Homicide	0	0	0	0	0	0	--	0	0	0%	1	--
Sex Offenses, Forcible*	0	0	0	0	0	1	--	5	5	0%	11	-55%
Robbery Other	0	0	0	0	0	2	--	7	7	0%	6	17%
Robbery W Firearm	0	0	0	0	0	2	--	2	7	-71%	4	-50%
Agg. Assault	2	0	1	0	3	3	0%	34	27	26%	27	26%
Agg. Assault W Firearm	0	2	0	0	2	0	--	3	0	300%	5	-40%
Total	2	2	1	0	5	8	-38%	51	46	11%	52	-2%
Property Crime												
Burglary	2	4	1	0	7	3	133%	17	16	6%	18	-6%
MV Theft	0	0	1	0	1	6	-83%	23	27	-15%	37	-38%
Larceny from MV	0	2	2	2	6	8	-25%	21	19	11%	42	-50%
Larceny**	8	5	4	4	21	17	24%	99	46	115%	64	55%
Total	10	11	8	6	35	34	3%	160	108	48%	161	-1%
Other Crime												
Assault Other	13	12	2	8	35	20	75%	131	100	31%	112	17%
Vandalism	3	4	2	1	10	16	-38%	51	55	-7%	69	-26%
Drug Offenses	0	1	1	3	5	4	25%	28	37	-24%	43	-35%
Weapons Offenses	0	1	1	0	2	5	-60%	4	11	-64%	10	-60%
Weapons Offenses W Firearm	0	3	5	0	8	8	0%	10	22	-55%	29	-66%
Total	16	21	11	12	60	53	13%	224	225	0%	262	-15%



Figures are preliminary and subject to further analysis and revision

* Sex Offenses, Forcible includes forcible rape, forcible sodomy, forcible fondling, sexual assault with an object

** Larceny includes shoplifting, pickpocket, pursesnatch, from building, bicycles, motor vehicle parts or accessories, and other.



Part I Crime - Comparison Report

Providence Police Department

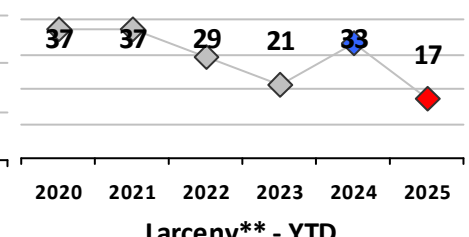
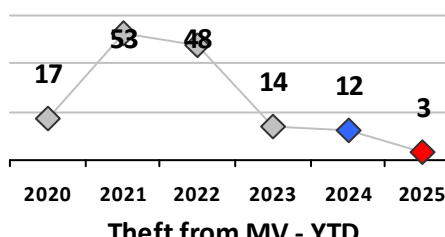
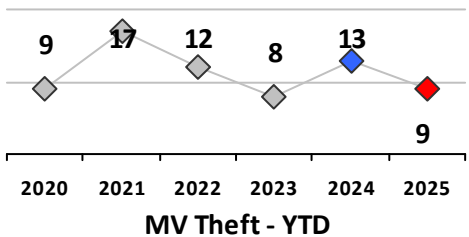
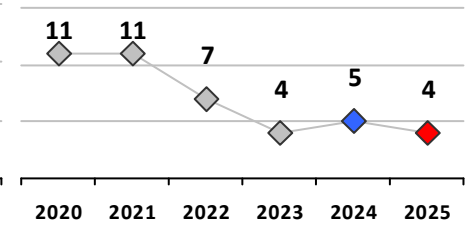
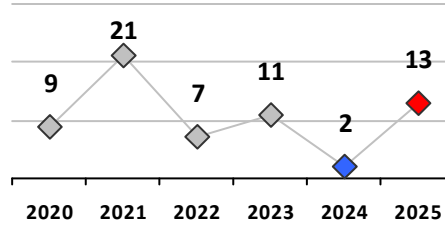
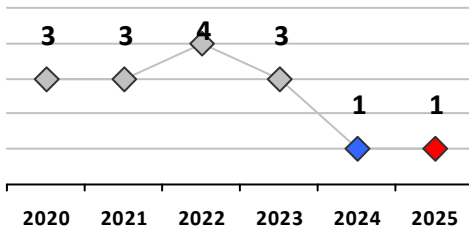
Through 5/25/2025
Week 21

District 3											
4 Week Trend 4/28/2025 - 5/25/2025				Past 28 Days 4/28/2025 - 5/25/2025				Year to Date January 1 - May 25			

Violent Crime	Current Week	Last Week	Wk 19	Wk 18	Past 28 Days	Past 28 Days LY	Chg.	Current Year	Last Year	Chg.	Wght. 5yr Avg	Chg.
Homicide	0	0	0	0	0	0	--	0	0	0%	0	--
Sex Offenses, Forcible*	0	0	0	0	0	1	--	2	3	-33%	3	-33%
Robbery Other	0	0	0	0	0	0	--	1	0	100%	2	-50%
Robbery W Firearm	0	0	0	0	0	1	--	0	1	-100%	1	--
Agg. Assault	0	0	1	2	3	1	200%	11	2	450%	6	83%
Agg. Assault W Firearm	0	0	0	0	0	2	--	2	2	0%	3	-33%
Total	0	0	1	2	3	5	-40%	16	8	100%	14	14%

Property Crime	Current Week	Last Week	Wk 19	Wk 18	Past 28 Days	Past 28 Days LY	Chg.	Current Year	Last Year	Chg.	Wght. 5yr Avg	Chg.
Burglary	0	0	0	0	0	3	--	4	6	-33%	7	-43%
MV Theft	1	0	0	0	1	1	0%	9	13	-31%	12	-25%
Larceny from MV	0	1	0	0	1	1	0%	3	12	-75%	26	-88%
Larceny**	0	0	0	0	0	5	--	17	33	-48%	30	-43%
Total	1	1	0	0	2	10	-80%	33	64	-48%	74	-55%

Other Crime	Current Week	Last Week	Wk 19	Wk 18	Past 28 Days	Past 28 Days LY	Chg.	Current Year	Last Year	Chg.	Wght. 5yr Avg	Chg.
Assault Other	2	1	1	5	9	1	800%	42	29	45%	35	20%
Vandalism	1	0	1	2	4	10	-60%	23	36	-36%	39	-41%
Drug Offenses	0	0	3	0	3	0	--	15	10	50%	11	36%
Weapons Offenses	0	0	0	0	0	2	--	7	7	0%	3	133%
Weapons Offenses W Firearm	0	0	0	0	0	0	--	25	7	257%	7	257%
Total	3	1	5	7	16	13	23%	112	89	26%	95	18%



Figures are preliminary and subject to further analysis and revision

* Sex Offenses, Forcible includes forcible rape, forcible sodomy, forcible fondling, sexual assault with an object

** Larceny includes shoplifting, pickpocket, pursesnatch, from building, bicycles, motor vehicle parts or accessories, and other.



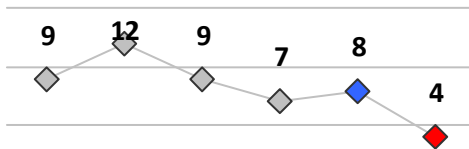
Part I Crime - Comparison Report

Providence Police Department

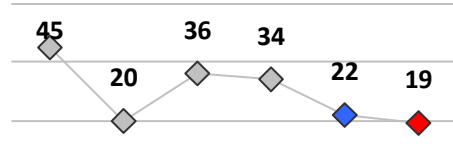
Through 5/25/2025
Week 21

District 4

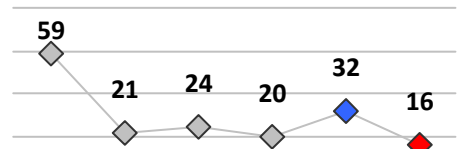
	4 Week Trend 4/28/2025 - 5/25/2025				Past 28 Days 4/28/2025 - 5/25/2025			Year to Date January 1 - May 25				
	Current Week	Last Week	Wk 19	Wk 18	Past 28 Days	Past 28 Days LY	Chg.	Current Year	Last Year	Chg.	Wght. 5yr Avg	Chg.
Violent Crime												
Homicide	0	0	0	0	0	0	--	0	0	0%	0	--
Sex Offenses, Forcible*	0	1	1	0	2	0	--	11	3	267%	12	-8%
Robbery Other	1	0	0	0	1	3	-67%	4	6	-33%	7	-43%
Robbery W Firearm	0	0	0	0	0	1	--	0	3	-100%	2	--
Agg. Assault	0	2	2	0	4	8	-50%	17	22	-23%	25	-32%
Agg. Assault W Firearm	0	0	0	0	0	2	--	2	4	-50%	5	-60%
Total	1	3	3	0	7	14	-50%	34	38	-11%	51	-33%
Property Crime												
Burglary	0	2	1	1	4	3	33%	16	32	-50%	28	-43%
MV Theft	1	2	4	1	8	11	-27%	25	34	-26%	34	-26%
Larceny from MV	1	0	2	1	4	8	-50%	44	36	22%	84	-48%
Larceny**	6	6	3	2	17	16	6%	69	71	-3%	91	-24%
Total	8	10	10	5	33	38	-13%	154	173	-11%	236	-35%
Other Crime												
Assault Other	3	3	7	6	19	30	-37%	104	129	-19%	116	-10%
Vandalism	1	6	3	3	13	19	-32%	51	82	-38%	99	-48%
Drug Offenses	0	4	1	4	9	11	-18%	46	65	-29%	63	-27%
Weapons Offenses	0	0	0	0	0	0	--	12	12	0%	10	20%
Weapons Offenses W Firearm	0	0	1	2	3	0	--	16	19	-16%	21	-24%
Total	4	13	12	15	44	60	-27%	229	307	-25%	307	-25%



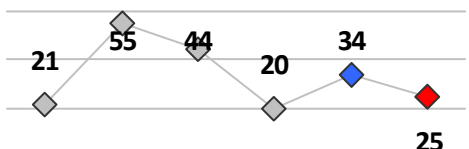
Robbery - YTD



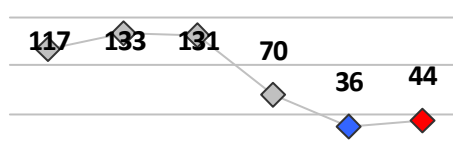
Agg. Assault - YTD



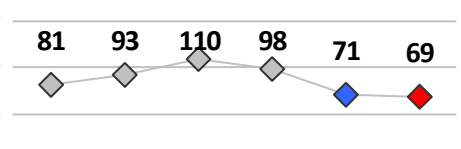
Burglary - YTD



MV Theft - YTD



Theft from MV - YTD



Larceny** - YTD

Figures are preliminary and subject to further analysis and revision

* Sex Offenses, Forcible includes forcible rape, forcible sodomy, forcible fondling, sexual assault with an object

** Larceny includes shoplifting, pickpocket, pursesnatch, from building, bicycles, motor vehicle parts or accessories, and other.



Part I Crime - Comparison Report

Providence Police Department

Through 5/25/2025
Week 21

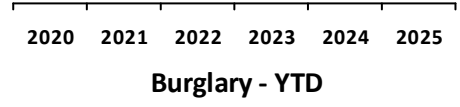


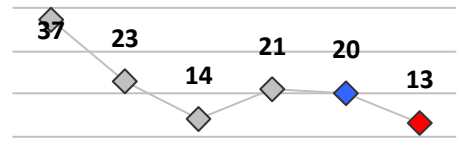
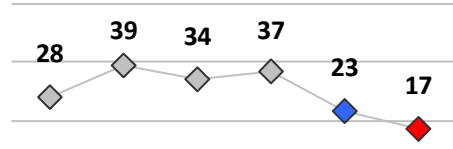
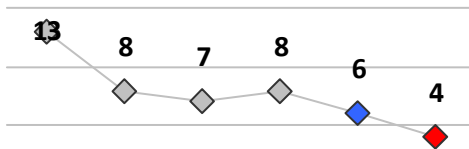
District 5

4 Week Trend <i>4/28/2025 - 5/25/2025</i>	Past 28 Days <i>4/28/2025 - 5/25/2025</i>	Year to Date <i>January 1 - May 25</i>
--	--	---

Violent Crime	Current Week	Last Week	Wk 19	Wk 18	Past 28 Days	Past 28 Days LY	Chg.	Current Year	Last Year	Chg.	Wght. 5yr Avg	Chg.
Homicide	0	0	0	0	0	0	--	1	2	-50%	1	0%
Sex Offenses, Forcible*	0	0	0	0	0	0	--	4	6	-33%	10	-60%
Robbery Other	0	1	0	0	1	0	--	2	2	0%	4	-50%
Robbery W Firearm	0	0	0	0	0	1	--	2	4	-50%	3	-33%
Agg. Assault	0	1	0	0	1	2	-50%	14	21	-33%	28	-50%
Agg. Assault W Firearm	0	1	0	0	1	3	-67%	3	3	0%	4	-25%
Total	0	3	0	0	3	6	-50%	26	38	-32%	50	-48%

Property Crime	Current Week	Last Week	Wk 19	Wk 18	Past 28 Days	Past 28 Days LY	Chg.	Current Year	Last Year	Chg.	Wght. 5yr Avg	Chg.
Burglary	2	0	1	2	5	5	0%	13	20	-35%	21	-38%
MV Theft	1	0	2	1	4	4	0%	13	26	-50%	29	-55%
Larceny from MV	1	0	1	4	6	7	-14%	15	35	-57%	43	-65%
Larceny**	2	5	2	5	14	14	0%	42	59	-29%	64	-34%
Total	6	5	6	12	29	30	-3%	83	140	-41%	157	-47%

Other Crime	Current Week	Last Week	Wk 19	Wk 18	Past 28 Days	Past 28 Days LY	Chg.	Current Year	Last Year	Chg.	Wght. 5yr Avg	Chg.
Assault Other	1	6	6	7	20	20	0%	90	119	-24%	120	-25%
Vandalism	3	3	2	1	9	24	-63%	55	88	-38%	95	-42%
Drug Offenses	1	0	4	1	6	6	0%	33	36	-8%	38	-13%
Weapons Offenses	0	0	0	1	1	11	-91%	9	16	-44%	13	-31%
Weapons Offenses W Firearm	0	0	0	0	0	5	--	20	25	-20%	20	0%
Total	5	9	12	10	36	66	-45%	207	284	-27%	285	-27%



Figures are preliminary and subject to further analysis and revision

* Sex Offenses, Forcible includes forcible rape, forcible sodomy, forcible fondling, sexual assault with an object

** Larceny includes shoplifting, pickpocket, pursesnatch, from building, bicycles, motor vehicle parts or accessories, and other.



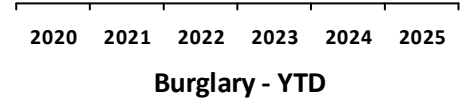

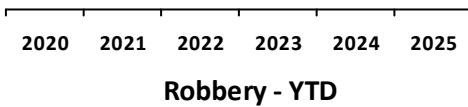
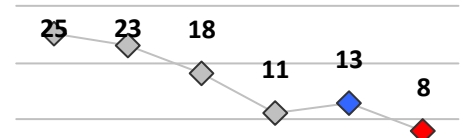
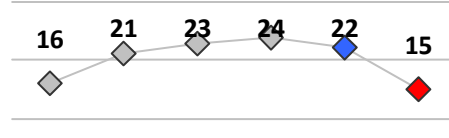
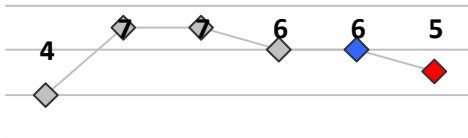
Part I Crime - Comparison Report

Providence Police Department

Through 5/25/2025
Week 21

District 6

	4 Week Trend 4/28/2025 - 5/25/2025				Past 28 Days 4/28/2025 - 5/25/2025			Year to Date January 1 - May 25				
	Current Week	Last Week	Wk 19	Wk 18	Past 28 Days	Past 28 Days LY	Chg.	Current Year	Last Year	Chg.	Wght. 5yr Avg	Chg.
Violent Crime												
Homicide	0	0	0	0	0	0	--	0	0	0%	1	--
Sex Offenses, Forcible*	0	2	0	1	3	2	50%	7	6	17%	8	-13%
Robbery Other	0	0	0	0	0	1	--	4	6	-33%	4	0%
Robbery W Firearm	0	0	1	0	1	0	--	1	1	0%	2	-50%
Agg. Assault	0	1	1	1	3	3	0%	14	22	-36%	18	-22%
Agg. Assault W Firearm	0	0	1	0	1	1	0%	1	1	0%	4	-75%
Total	0	3	3	2	8	7	14%	27	36	-25%	38	-29%
Property Crime												
Burglary	1	2	0	0	3	2	50%	8	14	-43%	16	-50%
MV Theft	0	2	1	1	4	4	0%	20	32	-38%	33	-39%
Larceny from MV	2	3	1	5	11	5	120%	28	26	8%	52	-46%
Larceny**	3	3	3	1	10	18	-44%	43	46	-7%	66	-35%
Total	6	10	5	7	28	29	-3%	99	118	-16%	167	-41%
Other Crime												
Assault Other	2	3	5	5	15	16	-6%	86	75	15%	74	16%
Vandalism	4	2	3	4	13	8	63%	41	44	-7%	64	-36%
Drug Offenses	0	3	0	1	4	0	--	19	12	58%	14	36%
Weapons Offenses	2	0	0	1	3	0	--	7	3	133%	4	75%
Weapons Offenses W Firearm	0	0	0	0	0	0	--	6	8	-25%	9	-33%
Total	8	8	8	11	35	24	46%	159	142	12%	165	-4%



Figures are preliminary and subject to further analysis and revision

* Sex Offenses, Forcible includes forcible rape, forcible sodomy, forcible fondling, sexual assault with an object

** Larceny includes shoplifting, pickpocket, pursesnatch, from building, bicycles, motor vehicle parts or accessories, and other.



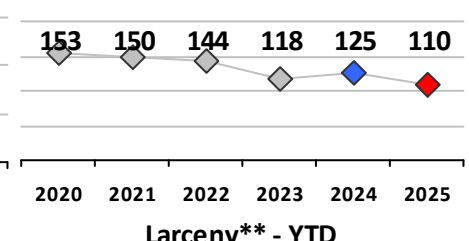
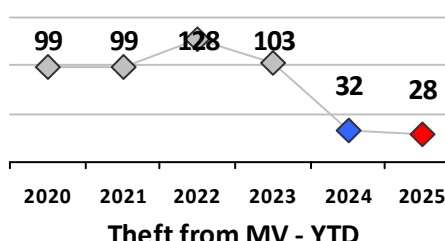
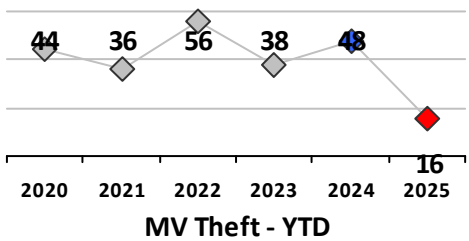
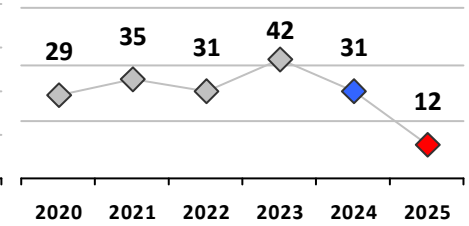
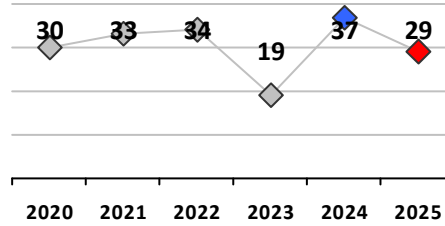
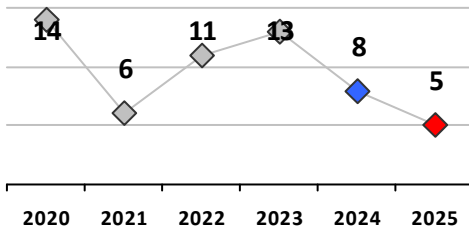
Part I Crime - Comparison Report

Providence Police Department

Through 5/25/2025
Week 21

District 7

	4 Week Trend 4/28/2025 - 5/25/2025				Past 28 Days 4/28/2025 - 5/25/2025			Year to Date January 1 - May 25				
	Current Week	Last Week	Wk 19	Wk 18	Past 28 Days	Past 28 Days LY	Chg.	Current Year	Last Year	Chg.	Wght. 5yr Avg	Chg.
Violent Crime												
Homicide	0	0	0	0	0	1	--	0	1	-100%	1	--
Sex Offenses, Forcible*	0	0	0	0	0	0	--	3	6	-50%	7	-57%
Robbery Other	0	0	0	0	0	0	--	3	1	200%	4	-25%
Robbery W Firearm	0	0	0	0	0	0	--	2	7	-71%	6	-67%
Agg. Assault	0	2	0	2	4	4	0%	21	24	-13%	22	-5%
Agg. Assault W Firearm	0	1	1	1	3	9	-67%	8	13	-38%	9	-11%
Total	0	3	1	3	7	14	-50%	37	52	-29%	48	-23%
Property Crime												
Burglary	0	2	1	2	5	10	-50%	12	33	-64%	35	-66%
MV Theft	0	0	1	0	1	14	-93%	16	48	-67%	45	-64%
Larceny from MV	3	0	1	2	6	11	-45%	28	32	-13%	84	-67%
Larceny**	10	2	5	6	23	30	-23%	110	125	-12%	133	-17%
Total	13	4	8	10	35	65	-46%	166	238	-30%	297	-44%
Other Crime												
Assault Other	7	8	5	7	27	19	42%	136	125	9%	124	10%
Vandalism	2	11	4	5	22	27	-19%	88	94	-6%	113	-22%
Drug Offenses	0	3	1	2	6	6	0%	31	31	0%	31	0%
Weapons Offenses	0	3	0	0	3	2	50%	12	14	-14%	6	100%
Weapons Offenses W Firearm	0	1	2	1	4	5	-20%	16	25	-36%	22	-27%
Total	9	26	12	15	62	59	5%	283	289	-2%	296	-4%



Figures are preliminary and subject to further analysis and revision

* Sex Offenses, Forcible includes forcible rape, forcible sodomy, forcible fondling, sexual assault with an object

** Larceny includes shoplifting, pickpocket, pursesnatch, from building, bicycles, motor vehicle parts or accessories, and other.



Part I Crime - Comparison Report

Providence Police Department

Through 5/25/2025
Week 21

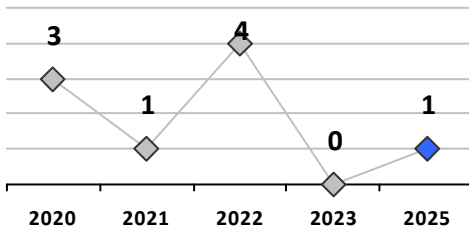
District 8

4 Week Trend 4/28/2025 - 5/25/2025	Past 28 Days 4/28/2025 - 5/25/2025	Year to Date January 1 - May 25
---------------------------------------	---------------------------------------	------------------------------------

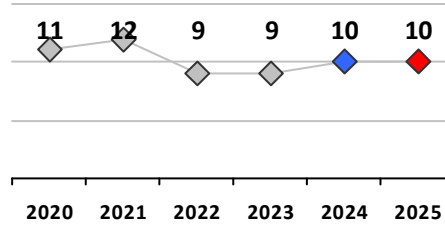
Violent Crime	Current Week	Last Week	Wk 19	Wk 18	Past 28 Days	Past 28 Days LY	Chg.	Current Year	Last Year	Chg.	Wght. 5yr Avg	Chg.
Homicide	0	0	0	0	0	0	--	0	0	0%	0	--
Sex Offenses, Forcible*	0	0	0	0	0	4	--	0	9	-100%	4	--
Robbery Other	0	0	0	0	0	0	--	0	0	0%	1	--
Robbery W Firearm	0	0	0	0	0	0	--	1	0	100%	0	--
Agg. Assault	0	0	0	0	0	1	--	8	10	-20%	8	0%
Agg. Assault W Firearm	1	0	0	0	1	0	--	2	0	200%	2	0%
Total	1	0	0	0	1	5	-80%	11	19	-42%	15	-27%

Property Crime	Current Week	Last Week	Wk 19	Wk 18	Past 28 Days	Past 28 Days LY	Chg.	Current Year	Last Year	Chg.	Wght. 5yr Avg	Chg.
Burglary	0	0	0	0	0	0	--	2	3	-33%	7	-71%
MV Theft	0	1	1	0	2	1	100%	4	7	-43%	8	-50%
Larceny from MV	1	1	0	2	4	2	100%	13	7	86%	32	-59%
Larceny**	3	4	3	1	11	9	22%	35	30	17%	39	-10%
Total	4	6	4	3	17	12	42%	54	47	15%	86	-37%

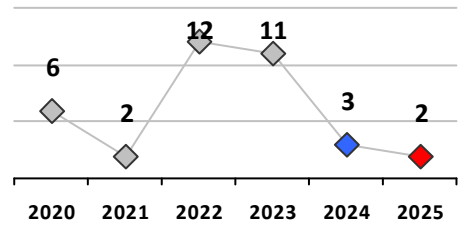
Other Crime	Current Week	Last Week	Wk 19	Wk 18	Past 28 Days	Past 28 Days LY	Chg.	Current Year	Last Year	Chg.	Wght. 5yr Avg	Chg.
Assault Other	7	1	3	1	12	6	100%	28	38	-26%	34	-18%
Vandalism	1	0	0	2	3	3	0%	26	22	18%	30	-13%
Drug Offenses	0	0	0	0	0	1	--	7	6	17%	4	75%
Weapons Offenses	0	0	0	0	0	0	--	3	0	300%	1	200%
Weapons Offenses W Firearm	0	0	0	0	0	0	--	1	0	100%	4	-75%
Total	8	1	3	3	15	10	50%	65	66	-2%	73	-11%



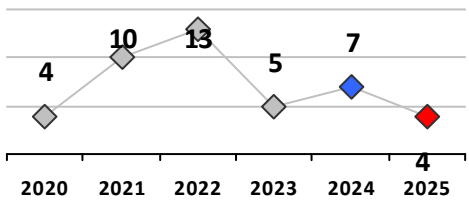
Robbery - YTD



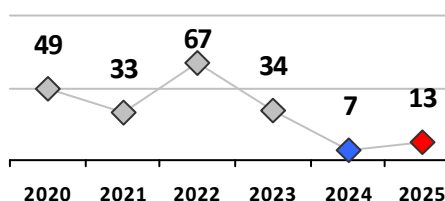
Agg. Assault - YTD



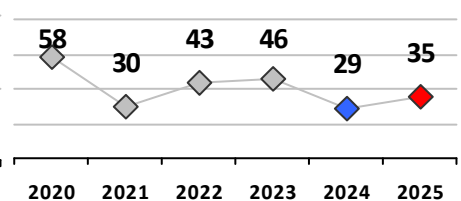
Burglary - YTD



MV Theft - YTD



Theft from MV - YTD



Larceny** - YTD

Figures are preliminary and subject to further analysis and revision

* Sex Offenses, Forcible includes forcible rape, forcible sodomy, forcible fondling, sexual assault with an object

** Larceny includes shoplifting, pickpocket, pursesnatch, from building, bicycles, motor vehicle parts or accessories, and other.



Part I Crime - Comparison Report

Providence Police Department

Through 5/25/2025
Week 21

District 9

4 Week Trend
4/28/2025 - 5/25/2025

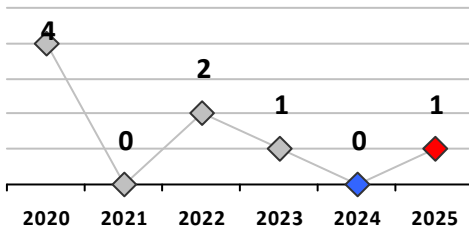
Past 28 Days
4/28/2025 - 5/25/2025

Year to Date
January 1 - May 25

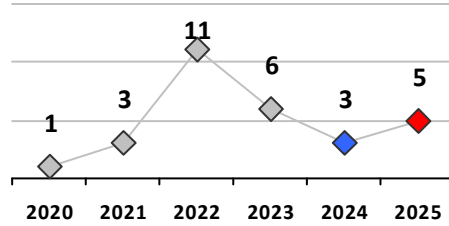
Violent Crime	Current Week	Last Week	Wk 19	Wk 18	Past 28 Days	Past 28 Days LY	Chg.	Current Year	Last Year	Chg.	Wght. 5yr Avg	Chg.
Homicide	0	0	0	0	0	0	--	0	0	0%	0	--
Sex Offenses, Forcible*	0	0	0	0	0	0	--	2	6	-67%	4	-50%
Robbery Other	0	0	0	0	0	0	--	1	0	100%	1	0%
Robbery W Firearm	0	0	0	0	0	0	--	0	0	0%	0	--
Agg. Assault	0	0	0	0	0	0	--	5	3	67%	5	0%
Agg. Assault W Firearm	0	0	0	0	0	0	--	0	0	0%	0	--
Total	0	0	0	0	0	0	0%	8	9	-11%	10	-20%

Property Crime	Current Week	Last Week	Wk 19	Wk 18	Past 28 Days	Past 28 Days LY	Chg.	Current Year	Last Year	Chg.	Wght. 5yr Avg	Chg.
Burglary	0	0	0	0	0	3	--	1	8	-88%	20	-95%
MV Theft	0	0	0	0	0	4	--	3	12	-75%	12	-75%
Larceny from MV	2	0	0	1	3	9	-67%	20	22	-9%	44	-55%
Larceny**	3	2	4	2	11	7	57%	38	35	9%	49	-22%
Total	5	2	4	3	14	23	-39%	62	77	-19%	125	-50%

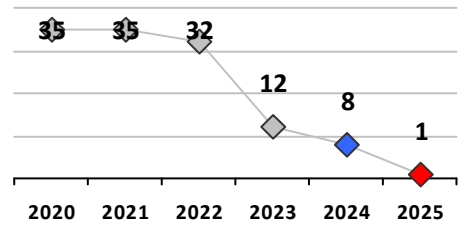
Other Crime	Current Week	Last Week	Wk 19	Wk 18	Past 28 Days	Past 28 Days LY	Chg.	Current Year	Last Year	Chg.	Wght. 5yr Avg	Chg.
Assault Other	1	0	2	2	5	0	--	27	14	93%	19	42%
Vandalism	0	2	1	2	5	7	-29%	30	25	20%	35	-14%
Drug Offenses	0	0	1	0	1	2	-50%	3	3	0%	3	0%
Weapons Offenses	0	0	0	0	0	0	--	0	0	0%	1	--
Weapons Offenses W Firearm	0	0	0	0	0	0	--	0	0	0%	2	--
Total	1	2	4	4	11	9	22%	60	42	43%	59	2%



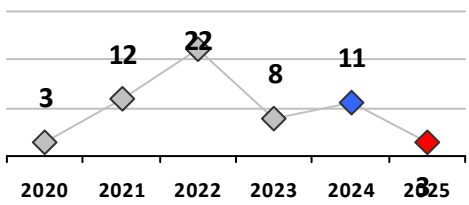
Robbery - YTD



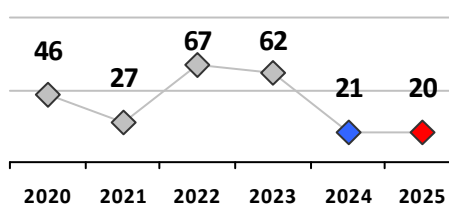
Agg. Assault - YTD



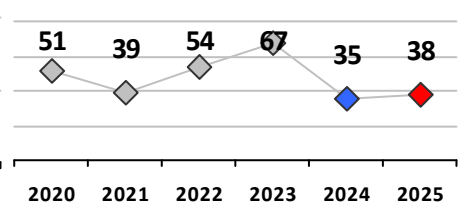
Burglary - YTD



MV Theft - YTD



Theft from MV - YTD



Larceny** - YTD

Figures are preliminary and subject to further analysis and revision

* Sex Offenses, Forcible includes forcible rape, forcible sodomy, forcible fondling, sexual assault with an object

** Larceny includes shoplifting, pickpocket, pursesnatch, from building, bicycles, motor vehicle parts or accessories, and other.