



Part I Crime - Comparison Report

Providence Police Department

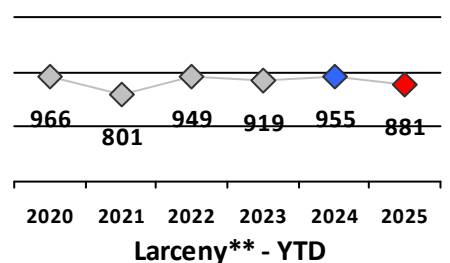
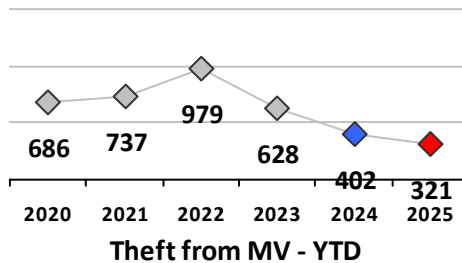
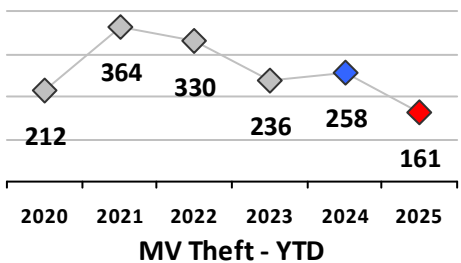
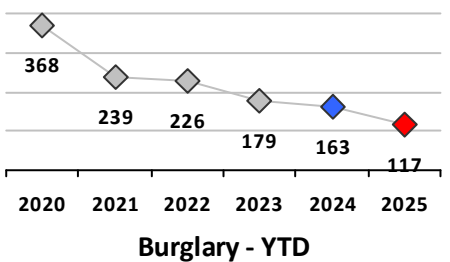
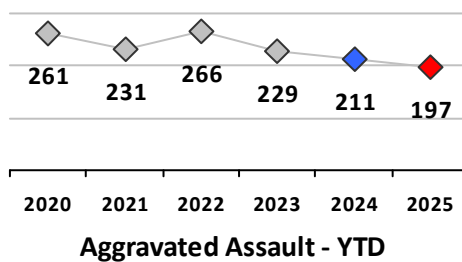
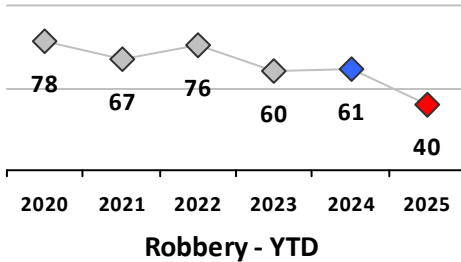
Through 6/29/2025
Week 26

Citywide											
4 Week Trend 6/2/2025 - 6/29/2025				Past 28 Days 6/2/2025 - 6/29/2025			Year to Date January 1 - June 29				

Violent Crime	Current Week	Last Week	Wk 24	Wk 23	Past 28 Days	Past 28 Days LY	Chg.	Current Year	Last Year	Chg.	Wght. 5yr Avg	Chg.
Homicide	0	0	0	0	0	1	-100%	1	4	-75%	5	-80%
Sex Offenses, Forcible*	3	1	6	3	13	10	30%	53	64	-17%	82	-35%
Robbery Other	0	2	1	1	4	9	-56%	32	38	-16%	45	-29%
Robbery W Firearm	0	0	0	0	0	2	-200%	8	26	-69%	22	-64%
Agg. Assault	10	4	4	7	25	23	9%	166	178	-7%	193	-14%
Agg. Assault W Firearm	2	3	1	0	6	6	0%	31	35	-11%	43	-28%
Total	15	10	12	11	48	51	-6%	291	345	-16%	389	-25%

Property Crime	Current Week	Last Week	Wk 24	Wk 23	Past 28 Days	Past 28 Days LY	Chg.	Current Year	Last Year	Chg.	Wght. 5yr Avg	Chg.
Burglary	6	14	7	1	28	19	47%	117	163	-28%	206	-43%
MV Theft	15	4	5	12	36	31	16%	161	261	-38%	282	-43%
Larceny from MV	11	19	12	14	56	100	-44%	321	411	-22%	649	-51%
Larceny**	39	38	37	22	136	186	-27%	881	964	-9%	936	-6%
Total	71	75	61	49	256	336	-24%	1480	1799	-18%	2071	-29%

Other Crime	Current Week	Last Week	Wk 24	Wk 23	Past 28 Days	Past 28 Days LY	Chg.	Current Year	Last Year	Chg.	Wght. 5yr Avg	Chg.
Assault Other	29	50	40	54	173	139	24%	938	908	3%	929	1%
Vandalism	25	28	22	31	106	149	-29%	625	774	-19%	862	-27%
Drug Offenses	17	11	5	19	52	56	-7%	311	286	9%	284	10%
Weapons Offenses	7	1	2	2	12	24	-50%	77	98	-21%	73	5%
Weapons Offenses W Firearm	4	7	1	1	13	25	-48%	123	149	-17%	150	-18%
Total	82	97	70	107	356	393	-9%	2074	2215	-6%	2298	-10%



Figures are preliminary and subject to further analysis and revision

* Sex Offenses, Forcible includes forcible rape, forcible sodomy, forcible fondling, sexual assault with an object

** Larceny includes shoplifting, pickpocket, pursesnatch, from building, bicycles, motor vehicle parts or accessories, and other.



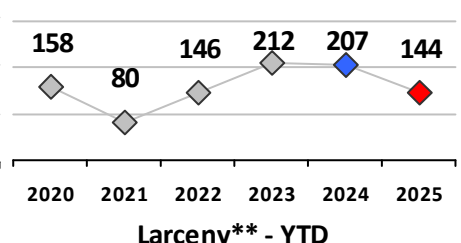
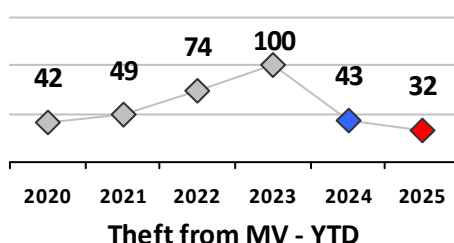
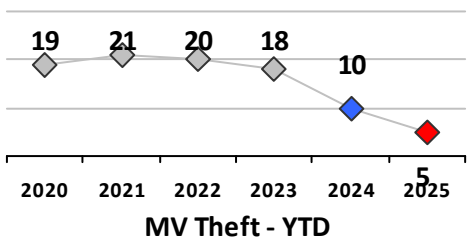
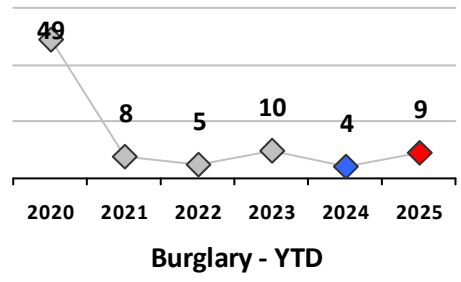
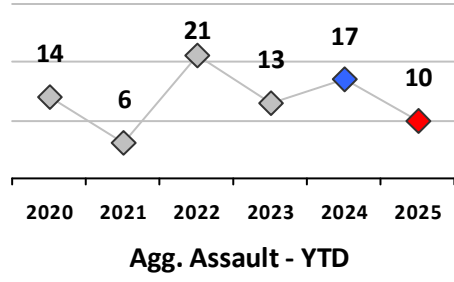
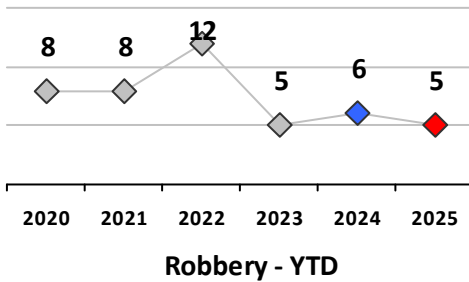
Part I Crime - Comparison Report

Providence Police Department

Through 6/29/2025
Week 26

District 1

	4 Week Trend 6/2/2025 - 6/29/2025				Past 28 Days 6/2/2025 - 6/29/2025			Year to Date January 1 - June 29				
	Current Week	Last Week	Wk 24	Wk 23	Past 28 Days	Past 28 Days LY	Chg.	Current Year	Last Year	Chg.	Wght. 5yr Avg	Chg.
Violent Crime												
Homicide	0	0	0	0	0	0	--	0	0	0%	0	--
Sex Offenses, Forcible*	0	0	1	0	1	1	0%	3	7	-57%	6	-50%
Robbery Other	0	0	0	0	0	2	--	5	7	-29%	7	-29%
Robbery W Firearm	0	0	0	0	0	0	--	0	0	0%	1	--
Agg. Assault	0	0	0	0	0	1	--	9	16	-44%	15	-40%
Agg. Assault W Firearm	0	0	0	0	0	0	--	1	1	0%	0	--
Total	0	0	1	0	1	4	-75%	18	31	-42%	28	-36%
Property Crime												
Burglary	1	1	1	0	3	0	--	9	4	125%	10	-10%
MV Theft	0	0	0	2	2	0	--	5	10	-50%	16	-69%
Larceny from MV	4	0	2	0	6	6	0%	32	43	-26%	65	-51%
Larceny**	9	7	6	1	23	41	-44%	144	209	-31%	177	-19%
Total	14	8	9	3	34	47	-28%	190	266	-29%	268	-29%
Other Crime												
Assault Other	0	7	1	5	13	13	0%	87	115	-24%	100	-13%
Vandalism	1	1	1	2	5	18	-72%	48	71	-32%	81	-41%
Drug Offenses	2	4	1	5	12	3	300%	77	23	235%	22	250%
Weapons Offenses	1	0	0	2	3	0	--	12	9	33%	8	50%
Weapons Offenses W Firearm	0	2	0	0	2	0	--	4	5	-20%	4	0%
Total	4	14	3	14	35	34	3%	228	223	2%	215	6%



Figures are preliminary and subject to further analysis and revision

* Sex Offenses, Forcible includes forcible rape, forcible sodomy, forcible fondling, sexual assault with an object

** Larceny includes shoplifting, pickpocket, pursesnatch, from building, bicycles, motor vehicle parts or accessories, and other.



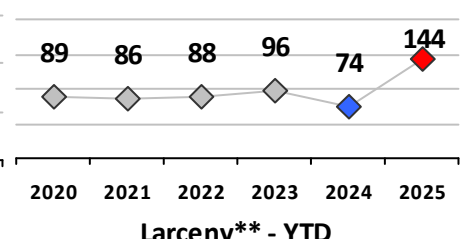
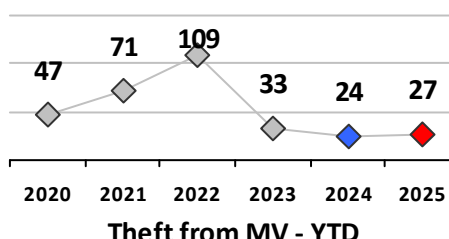
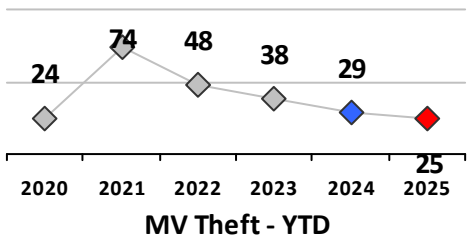
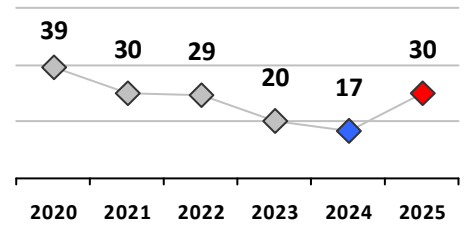
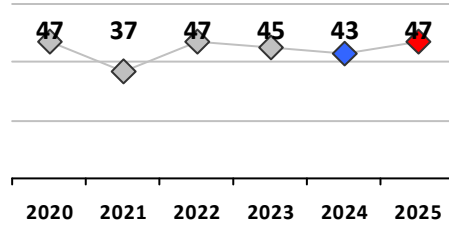
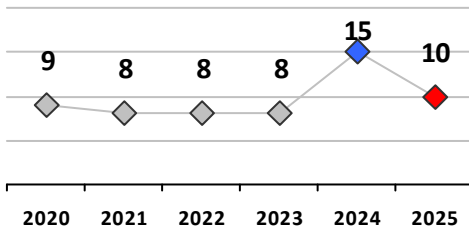
Part I Crime - Comparison Report

Providence Police Department

Through 6/29/2025
Week 26

District 2

	4 Week Trend 6/2/2025 - 6/29/2025				Past 28 Days 6/2/2025 - 6/29/2025			Year to Date January 1 - June 29				
	Current Week	Last Week	Wk 24	Wk 23	Past 28 Days	Past 28 Days LY	Chg.	Current Year	Last Year	Chg.	Wght. 5yr Avg	Chg.
Violent Crime												
Homicide	0	0	0	0	0	1	--	0	1	-100%	1	--
Sex Offenses, Forcible*	0	0	1	0	1	1	0%	6	7	-14%	13	-54%
Robbery Other	0	0	1	0	1	0	--	8	7	14%	6	33%
Robbery W Firearm	0	0	0	0	0	1	--	2	8	-75%	5	-60%
Agg. Assault	2	0	2	1	5	11	-55%	41	41	0%	37	11%
Agg. Assault W Firearm	0	3	0	0	3	2	50%	6	2	200%	7	-14%
Total	2	3	4	1	10	16	-38%	63	66	-5%	68	-7%
Property Crime												
Burglary	0	8	1	0	9	1	800%	30	17	76%	23	30%
MV Theft	1	0	0	1	2	2	0%	25	29	-14%	41	-39%
Larceny from MV	1	0	0	0	1	6	-83%	27	25	8%	52	-48%
Larceny**	6	5	3	2	16	22	-27%	144	75	92%	86	67%
Total	8	13	4	3	28	31	-10%	226	146	55%	203	11%
Other Crime												
Assault Other	5	10	5	8	28	19	47%	167	126	33%	145	15%
Vandalism	3	2	0	6	11	13	-15%	72	72	0%	92	-22%
Drug Offenses	1	0	2	1	4	16	-75%	34	54	-37%	54	-37%
Weapons Offenses	3	0	0	0	3	5	-40%	7	16	-56%	13	-46%
Weapons Offenses W Firearm	1	3	0	0	4	6	-33%	14	29	-52%	35	-60%
Total	13	15	7	15	50	59	-15%	294	297	-1%	339	-13%



Figures are preliminary and subject to further analysis and revision

* Sex Offenses, Forcible includes forcible rape, forcible sodomy, forcible fondling, sexual assault with an object

** Larceny includes shoplifting, pickpocket, pursesnatch, from building, bicycles, motor vehicle parts or accessories, and other.



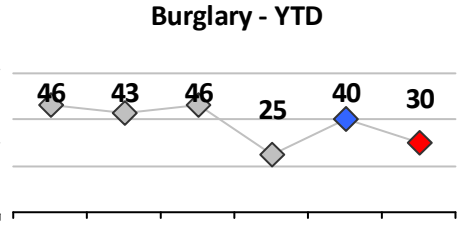
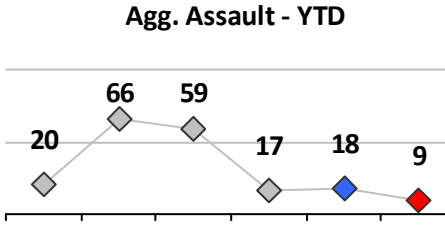
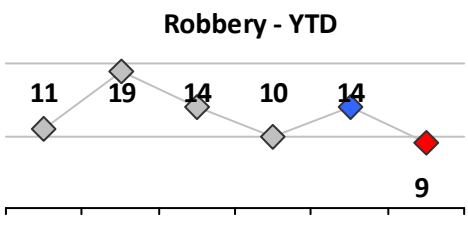
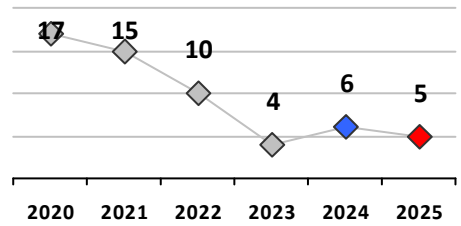
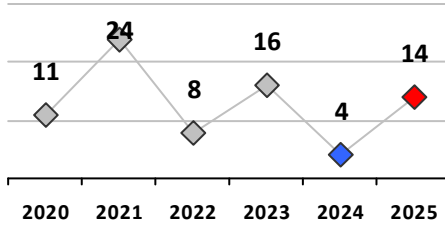
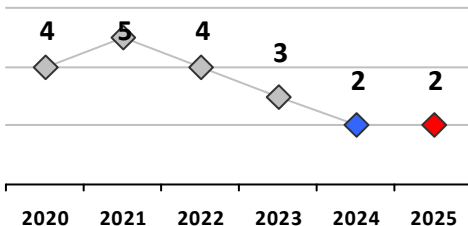
Part I Crime - Comparison Report

Providence Police Department

Through 6/29/2025
Week 26

District 3

	4 Week Trend 6/2/2025 - 6/29/2025				Past 28 Days 6/2/2025 - 6/29/2025			Year to Date January 1 - June 29				
	Current Week	Last Week	Wk 24	Wk 23	Past 28 Days	Past 28 Days LY	Chg.	Current Year	Last Year	Chg.	Wght. 5yr Avg	Chg.
Violent Crime												
Homicide	0	0	0	0	0	0	--	0	0	0%	0	--
Sex Offenses, Forcible*	0	0	1	0	1	2	-50%	3	5	-40%	4	-25%
Robbery Other	0	1	0	0	1	1	0%	2	2	0%	3	-33%
Robbery W Firearm	0	0	0	0	0	0	--	0	1	-100%	1	--
Agg. Assault	1	0	0	0	1	1	0%	12	3	300%	8	50%
Agg. Assault W Firearm	0	0	0	0	0	0	--	2	2	0%	3	-33%
Total	1	1	1	0	3	4	-25%	19	13	46%	19	0%
Property Crime												
Burglary	0	0	0	0	0	0	--	5	6	-17%	8	-38%
MV Theft	0	0	0	0	0	1	--	9	14	-36%	13	-31%
Larceny from MV	1	0	0	1	2	4	-50%	9	18	-50%	33	-73%
Larceny**	2	1	3	0	6	8	-25%	30	41	-27%	39	-23%
Total	3	1	3	1	8	13	-38%	53	79	-33%	93	-43%
Other Crime												
Assault Other	2	8	1	2	13	6	117%	59	35	69%	45	31%
Vandalism	0	0	0	1	1	2	-50%	31	40	-23%	47	-34%
Drug Offenses	1	0	0	0	1	7	-86%	16	18	-11%	16	0%
Weapons Offenses	0	0	0	0	0	0	--	7	7	0%	4	75%
Weapons Offenses W Firearm	0	0	0	0	0	0	--	27	8	238%	8	238%
Total	3	8	1	3	15	15	0%	140	108	30%	119	18%



Figures are preliminary and subject to further analysis and revision

* Sex Offenses, Forcible includes forcible rape, forcible sodomy, forcible fondling, sexual assault with an object

** Larceny includes shoplifting, pickpocket, pursesnatch, from building, bicycles, motor vehicle parts or accessories, and other.



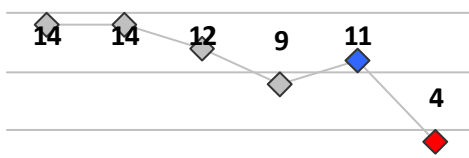
Part I Crime - Comparison Report

Providence Police Department

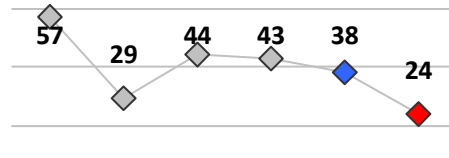
Through 6/29/2025
Week 26

District 4

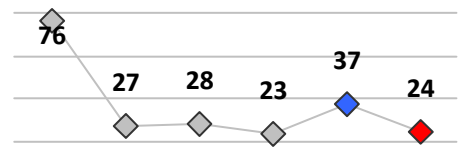
	4 Week Trend 6/2/2025 - 6/29/2025				Past 28 Days 6/2/2025 - 6/29/2025			Year to Date January 1 - June 29				
	Current Week	Last Week	Wk 24	Wk 23	Past 28 Days	Past 28 Days LY	Chg.	Current Year	Last Year	Chg.	Wght. 5yr Avg	Chg.
Violent Crime												
Homicide	0	0	0	0	0	0	--	0	0	0%	0	--
Sex Offenses, Forcible*	0	1	0	0	1	0	--	12	3	300%	12	0%
Robbery Other	0	0	0	0	0	1	--	4	7	-43%	8	-50%
Robbery W Firearm	0	0	0	0	0	1	--	0	4	-100%	3	--
Agg. Assault	1	1	0	0	2	5	-60%	22	30	-27%	34	-35%
Agg. Assault W Firearm	0	0	0	0	0	3	--	2	9	-78%	8	-75%
Total	1	2	0	0	3	10	-70%	40	53	-25%	65	-38%
Property Crime												
Burglary	1	2	3	0	6	4	50%	24	37	-35%	33	-27%
MV Theft	3	1	0	1	5	7	-29%	33	46	-28%	47	-30%
Larceny from MV	2	3	1	4	10	21	-52%	76	62	23%	114	-33%
Larceny**	5	5	2	1	13	23	-43%	114	100	14%	115	-1%
Total	11	11	6	6	34	55	-38%	247	245	1%	309	-20%
Other Crime												
Assault Other	1	6	6	9	22	21	5%	129	156	-17%	147	-12%
Vandalism	1	3	5	7	16	23	-30%	87	110	-21%	132	-34%
Drug Offenses	6	4	2	4	16	11	45%	63	76	-17%	77	-18%
Weapons Offenses	0	0	0	0	0	1	--	13	14	-7%	11	18%
Weapons Offenses W Firearm	1	1	0	0	2	7	-71%	18	29	-38%	26	-31%
Total	9	14	13	20	56	63	-11%	310	385	-19%	393	-21%



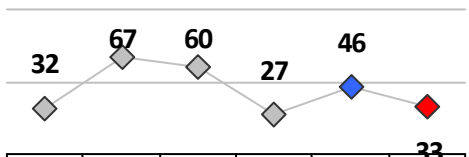
Robbery - YTD



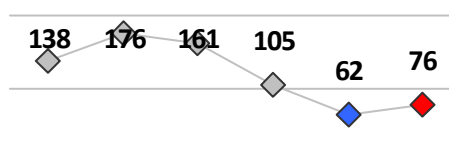
Agg. Assault - YTD



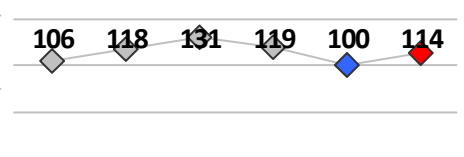
Burglary - YTD



MV Theft - YTD



Theft from MV - YTD



Larceny** - YTD

Figures are preliminary and subject to further analysis and revision

* Sex Offenses, Forcible includes forcible rape, forcible sodomy, forcible fondling, sexual assault with an object

** Larceny includes shoplifting, pickpocket, pursesnatch, from building, bicycles, motor vehicle parts or accessories, and other.



Part I Crime - Comparison Report

Providence Police Department

Through 6/29/2025
Week 26

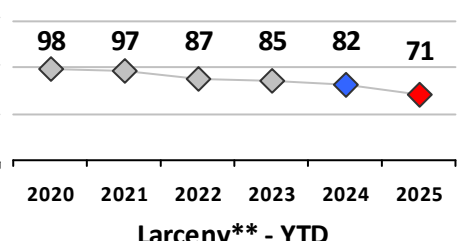
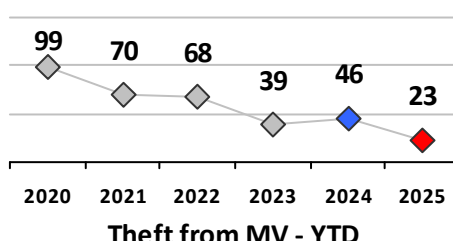
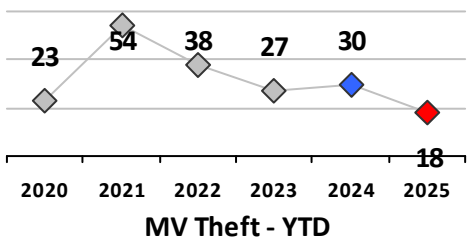
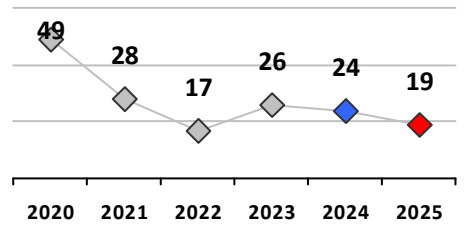
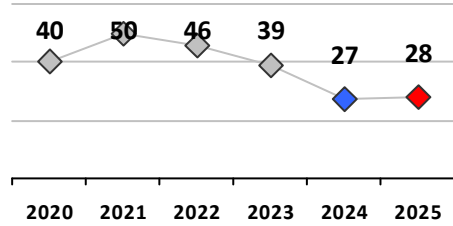
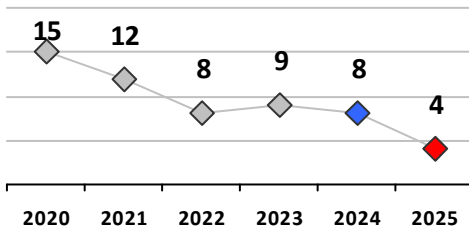
District 5

4 Week Trend 6/2/2025 - 6/29/2025	Past 28 Days 6/2/2025 - 6/29/2025	Year to Date January 1 - June 29
--------------------------------------	--------------------------------------	-------------------------------------

Violent Crime	Current Week	Last Week	Wk 24	Wk 23	Past 28 Days	Past 28 Days LY	Chg.	Current Year	Last Year	Chg.	Wght. 5yr Avg	Chg.
Homicide	0	0	0	0	0	0	--	1	2	-50%	1	0%
Sex Offenses, Forcible*	1	0	1	0	2	4	-50%	7	11	-36%	16	-56%
Robbery Other	0	0	0	0	0	1	--	2	4	-50%	6	-67%
Robbery W Firearm	0	0	0	0	0	0	--	2	4	-50%	3	-33%
Agg. Assault	2	2	2	2	8	2	300%	23	23	0%	34	-32%
Agg. Assault W Firearm	1	0	1	0	2	1	100%	5	4	25%	5	0%
Total	4	2	4	2	12	8	50%	40	48	-17%	66	-39%

Property Crime	Current Week	Last Week	Wk 24	Wk 23	Past 28 Days	Past 28 Days LY	Chg.	Current Year	Last Year	Chg.	Wght. 5yr Avg	Chg.
Burglary	1	0	1	1	3	2	50%	19	24	-21%	25	-24%
MV Theft	1	0	1	1	3	3	0%	18	31	-42%	34	-47%
Larceny from MV	1	3	2	1	7	10	-30%	23	46	-50%	56	-59%
Larceny**	2	7	3	5	17	17	0%	71	83	-14%	87	-18%
Total	5	10	7	8	30	32	-6%	131	184	-29%	202	-35%

Other Crime	Current Week	Last Week	Wk 24	Wk 23	Past 28 Days	Past 28 Days LY	Chg.	Current Year	Last Year	Chg.	Wght. 5yr Avg	Chg.
Assault Other	5	6	3	7	21	22	-5%	117	147	-20%	156	-25%
Vandalism	5	7	2	4	18	22	-18%	86	114	-25%	121	-29%
Drug Offenses	1	0	0	7	8	11	-27%	42	51	-18%	49	-14%
Weapons Offenses	0	0	0	0	0	10	--	9	26	-65%	18	-50%
Weapons Offenses W Firearm	0	0	1	0	1	4	-75%	21	31	-32%	25	-16%
Total	11	13	6	18	48	69	-30%	275	369	-25%	369	-25%



Figures are preliminary and subject to further analysis and revision

* Sex Offenses, Forcible includes forcible rape, forcible sodomy, forcible fondling, sexual assault with an object

** Larceny includes shoplifting, pickpocket, pursesnatch, from building, bicycles, motor vehicle parts or accessories, and other.



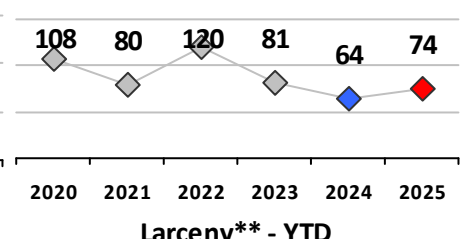
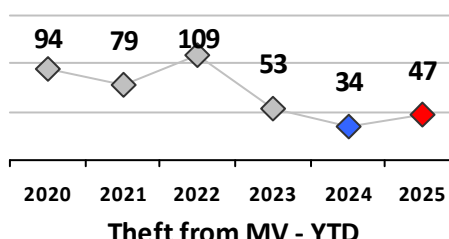
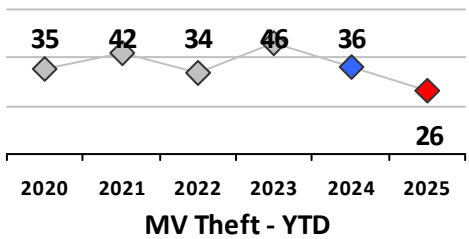
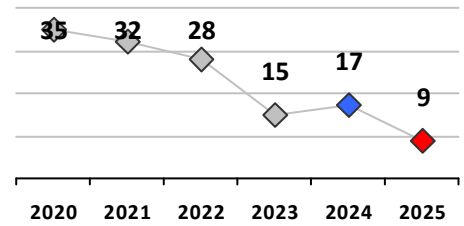
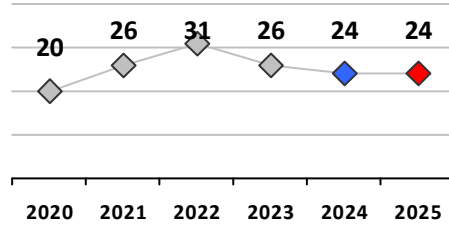
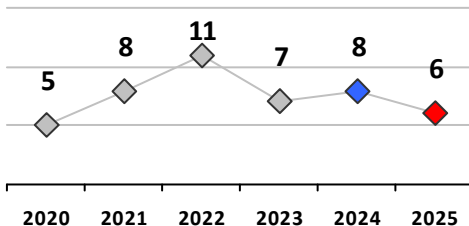
Part I Crime - Comparison Report

Providence Police Department

Through 6/29/2025
Week 26

District 6

	4 Week Trend 6/2/2025 - 6/29/2025				Past 28 Days 6/2/2025 - 6/29/2025			Year to Date January 1 - June 29				
	Current Week	Last Week	Wk 24	Wk 23	Past 28 Days	Past 28 Days LY	Chg.	Current Year	Last Year	Chg.	Wght. 5yr Avg	Chg.
Violent Crime												
Homicide	0	0	0	0	0	0	--	0	0	0%	1	--
Sex Offenses, Forcible*	1	0	0	2	3	0	--	10	7	43%	10	0%
Robbery Other	0	1	0	0	1	2	-50%	5	8	-38%	6	-17%
Robbery W Firearm	0	0	0	0	0	0	--	1	1	0%	2	-50%
Agg. Assault	2	1	0	3	6	2	200%	21	23	-9%	21	0%
Agg. Assault W Firearm	0	0	0	0	0	0	--	3	1	200%	5	-40%
Total	3	2	0	5	10	4	150%	40	40	0%	45	-11%
Property Crime												
Burglary	1	0	0	0	1	1	0%	9	17	-47%	23	-61%
MV Theft	1	1	0	1	3	5	-40%	26	37	-30%	39	-33%
Larceny from MV	2	5	1	3	11	7	57%	47	34	38%	65	-28%
Larceny**	1	4	1	3	9	15	-40%	74	66	12%	87	-15%
Total	5	10	2	7	24	28	-14%	156	154	1%	213	-27%
Other Crime												
Assault Other	4	5	7	8	24	25	-4%	115	102	13%	100	15%
Vandalism	3	1	1	3	8	12	-33%	69	57	21%	87	-21%
Drug Offenses	0	2	0	0	2	1	100%	23	13	77%	16	44%
Weapons Offenses	0	0	0	0	0	2	--	5	5	0%	5	0%
Weapons Offenses W Firearm	0	0	0	0	0	4	--	8	12	-33%	12	-33%
Total	7	8	8	11	34	44	-23%	220	189	16%	220	0%



Figures are preliminary and subject to further analysis and revision

* Sex Offenses, Forcible includes forcible rape, forcible sodomy, forcible fondling, sexual assault with an object

** Larceny includes shoplifting, pickpocket, pursesnatch, from building, bicycles, motor vehicle parts or accessories, and other.



Part I Crime - Comparison Report

Providence Police Department

Through 6/29/2025
Week 26

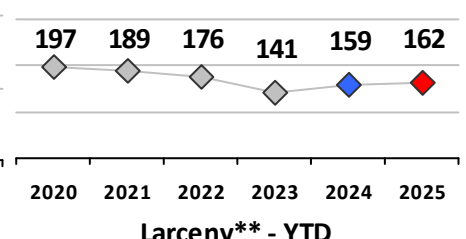
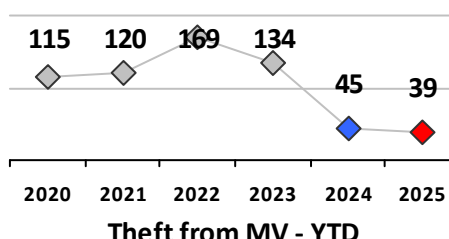
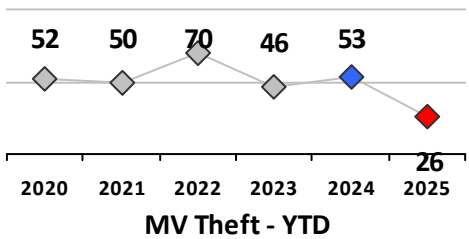
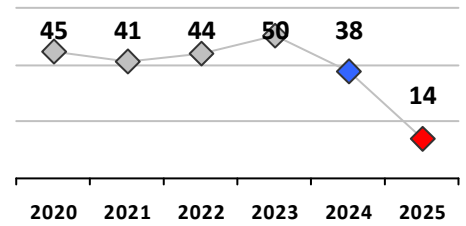
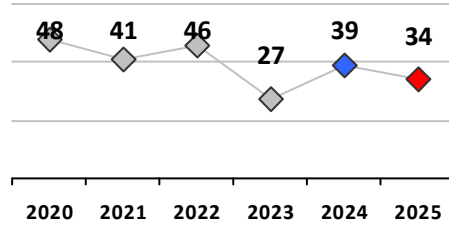
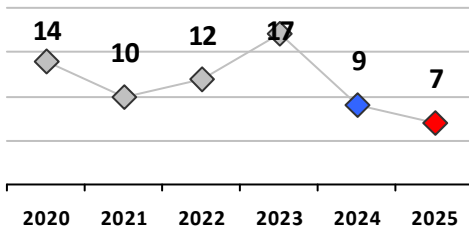
District 7

4 Week Trend 6/2/2025 - 6/29/2025	Past 28 Days 6/2/2025 - 6/29/2025	Year to Date January 1 - June 29
--------------------------------------	--------------------------------------	-------------------------------------

Violent Crime	Current Week	Last Week	Wk 24	Wk 23	Past 28 Days	Past 28 Days LY	Chg.	Current Year	Last Year	Chg.	Wght. 5yr Avg	Chg.
Homicide	0	0	0	0	0	0	--	0	1	-100%	1	--
Sex Offenses, Forcible*	0	0	2	0	2	1	100%	6	7	-14%	9	-33%
Robbery Other	0	0	0	1	1	1	0%	5	2	150%	6	-17%
Robbery W Firearm	0	0	0	0	0	0	--	2	7	-71%	7	-71%
Agg. Assault	1	0	0	1	2	1	100%	24	25	-4%	28	-14%
Agg. Assault W Firearm	1	0	0	0	1	0	--	10	14	-29%	11	-9%
Total	2	0	2	2	6	3	100%	47	56	-16%	60	-22%

Property Crime	Current Week	Last Week	Wk 24	Wk 23	Past 28 Days	Past 28 Days LY	Chg.	Current Year	Last Year	Chg.	Wght. 5yr Avg	Chg.
Burglary	1	0	1	0	2	5	-60%	14	38	-63%	44	-68%
MV Theft	3	1	3	3	10	4	150%	26	53	-51%	54	-52%
Larceny from MV	0	2	2	1	5	10	-50%	39	45	-13%	109	-64%
Larceny**	7	2	10	6	25	30	-17%	162	160	1%	167	-3%
Total	11	5	16	10	42	49	-14%	241	296	-19%	373	-35%

Other Crime	Current Week	Last Week	Wk 24	Wk 23	Past 28 Days	Past 28 Days LY	Chg.	Current Year	Last Year	Chg.	Wght. 5yr Avg	Chg.
Assault Other	8	6	15	11	40	28	43%	181	158	15%	159	14%
Vandalism	3	6	10	5	24	24	0%	126	121	4%	145	-13%
Drug Offenses	6	1	0	1	8	6	33%	43	38	13%	39	10%
Weapons Offenses	3	0	2	0	5	1	400%	17	16	6%	10	70%
Weapons Offenses W Firearm	2	1	0	0	3	2	50%	21	28	-25%	27	-22%
Total	22	14	27	17	80	61	31%	388	361	7%	379	2%



Figures are preliminary and subject to further analysis and revision

* Sex Offenses, Forcible includes forcible rape, forcible sodomy, forcible fondling, sexual assault with an object

** Larceny includes shoplifting, pickpocket, pursesnatch, from building, bicycles, motor vehicle parts or accessories, and other.



Part I Crime - Comparison Report

Providence Police Department

Through 6/29/2025
Week 26

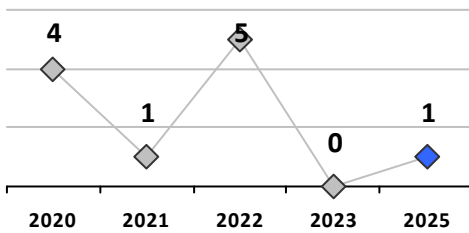
District 8

4 Week Trend 6/2/2025 - 6/29/2025	Past 28 Days 6/2/2025 - 6/29/2025	Year to Date January 1 - June 29
--------------------------------------	--------------------------------------	-------------------------------------

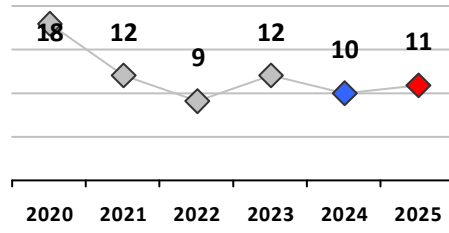
Violent Crime	Current Week	Last Week	Wk 24	Wk 23	Past 28 Days	Past 28 Days LY	Chg.	Current Year	Last Year	Chg.	Wght. 5yr Avg	Chg.
Homicide	0	0	0	0	0	0	--	0	0	0%	0	--
Sex Offenses, Forcible*	1	0	0	0	1	0	--	1	9	-89%	5	-80%
Robbery Other	0	0	0	0	0	0	--	0	0	0%	1	--
Robbery W Firearm	0	0	0	0	0	0	--	1	0	100%	0	--
Agg. Assault	1	0	0	0	1	0	--	9	10	-10%	9	0%
Agg. Assault W Firearm	0	0	0	0	0	0	--	2	0	200%	2	0%
Total	2	0	0	0	2	0	200%	13	19	-32%	18	-28%

Property Crime	Current Week	Last Week	Wk 24	Wk 23	Past 28 Days	Past 28 Days LY	Chg.	Current Year	Last Year	Chg.	Wght. 5yr Avg	Chg.
Burglary	1	1	0	0	2	2	0%	4	5	-20%	11	-64%
MV Theft	6	1	1	3	11	2	450%	15	10	50%	10	50%
Larceny from MV	0	1	2	2	5	5	0%	22	13	69%	42	-48%
Larceny**	5	3	4	1	13	10	30%	63	40	58%	49	29%
Total	12	6	7	6	31	19	63%	104	68	53%	112	-7%

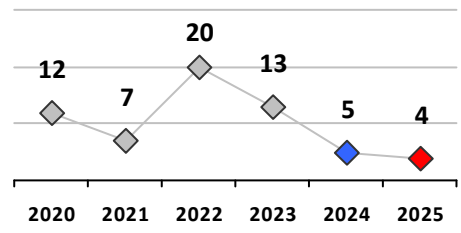
Other Crime	Current Week	Last Week	Wk 24	Wk 23	Past 28 Days	Past 28 Days LY	Chg.	Current Year	Last Year	Chg.	Wght. 5yr Avg	Chg.
Assault Other	3	0	2	1	6	0	--	36	41	-12%	41	-12%
Vandalism	5	4	3	1	13	4	225%	44	27	63%	37	19%
Drug Offenses	0	0	0	0	0	0	--	7	6	17%	5	40%
Weapons Offenses	0	1	0	0	1	5	-80%	4	5	-20%	3	33%
Weapons Offenses W Firearm	0	0	0	0	0	1	--	1	1	0%	6	-83%
Total	8	5	5	2	20	10	100%	92	80	15%	91	1%



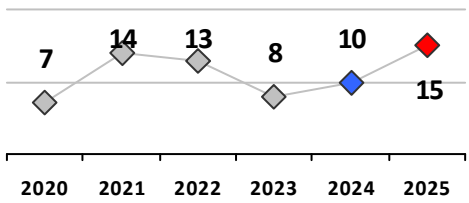
Robbery - YTD



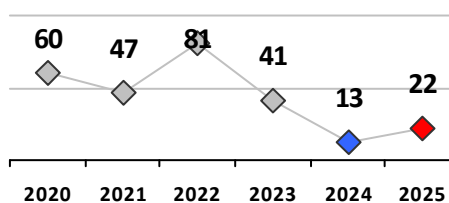
Agg. Assault - YTD



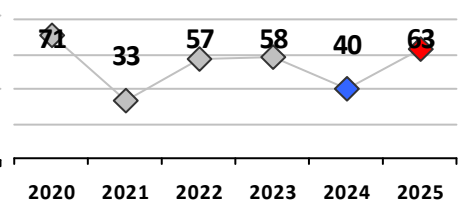
Burglary - YTD



MV Theft - YTD



Theft from MV - YTD



Larceny** - YTD

Figures are preliminary and subject to further analysis and revision

* Sex Offenses, Forcible includes forcible rape, forcible sodomy, forcible fondling, sexual assault with an object

** Larceny includes shoplifting, pickpocket, pursesnatch, from building, bicycles, motor vehicle parts or accessories, and other.



Part I Crime - Comparison Report

Providence Police Department

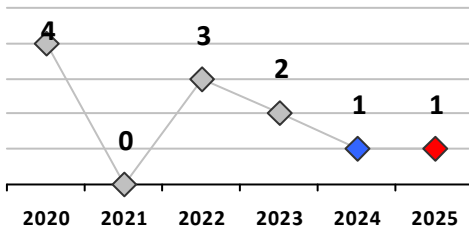
Through 6/29/2025
Week 26

District 9											
4 Week Trend 6/2/2025 - 6/29/2025				Past 28 Days 6/2/2025 - 6/29/2025				Year to Date January 1 - June 29			

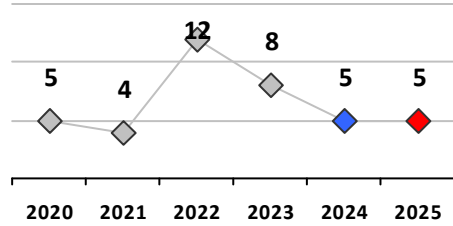
Violent Crime	Current Week	Last Week	Wk 24	Wk 23	Past 28 Days	Past 28 Days LY	Chg.	Current Year	Last Year	Chg.	Wght. 5yr Avg	Chg.
Homicide	0	0	0	0	0	0	--	0	0	0%	0	--
Sex Offenses, Forcible*	0	0	0	0	0	1	--	2	7	-71%	5	-60%
Robbery Other	0	0	0	0	0	0	--	1	0	100%	1	0%
Robbery W Firearm	0	0	0	0	0	0	--	0	1	-100%	0	--
Agg. Assault	0	0	0	0	0	0	--	5	3	67%	6	-17%
Agg. Assault W Firearm	0	0	0	0	0	0	--	0	2	-100%	1	--
Total	0	0	0	0	0	1	100%	8	13	-38%	13	-38%

Property Crime	Current Week	Last Week	Wk 24	Wk 23	Past 28 Days	Past 28 Days LY	Chg.	Current Year	Last Year	Chg.	Wght. 5yr Avg	Chg.
Burglary	0	2	0	0	2	4	-50%	3	14	-79%	29	-90%
MV Theft	0	0	0	0	0	4	--	3	16	-81%	16	-81%
Larceny from MV	0	5	2	1	8	20	-60%	37	42	-12%	59	-37%
Larceny**	2	3	4	3	12	12	0%	61	50	22%	68	-10%
Total	2	10	6	4	22	40	-45%	104	122	-15%	171	-39%

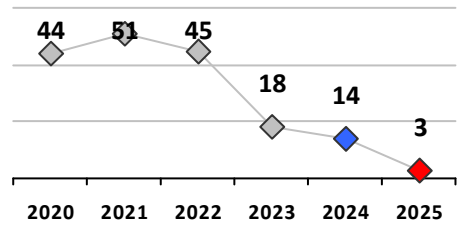
Other Crime	Current Week	Last Week	Wk 24	Wk 23	Past 28 Days	Past 28 Days LY	Chg.	Current Year	Last Year	Chg.	Wght. 5yr Avg	Chg.
Assault Other	0	2	0	2	4	3	33%	34	18	89%	25	36%
Vandalism	3	2	0	1	6	16	-63%	47	46	2%	51	-8%
Drug Offenses	0	0	0	1	1	0	--	4	4	0%	5	-20%
Weapons Offenses	0	0	0	0	0	0	--	0	0	0%	2	--
Weapons Offenses W Firearm	0	0	0	0	0	1	--	0	3	-100%	4	--
Total	3	4	0	4	11	20	-45%	85	71	20%	85	0%



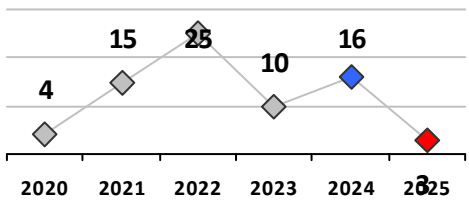
Robbery - YTD



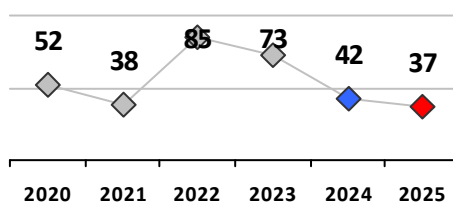
Agg. Assault - YTD



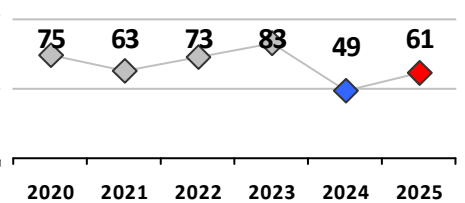
Burglary - YTD



MV Theft - YTD



Theft from MV - YTD



Larceny** - YTD

Figures are preliminary and subject to further analysis and revision

* Sex Offenses, Forcible includes forcible rape, forcible sodomy, forcible fondling, sexual assault with an object

** Larceny includes shoplifting, pickpocket, pursesnatch, from building, bicycles, motor vehicle parts or accessories, and other.