



Part I Crime - Comparison Report

Providence Police Department

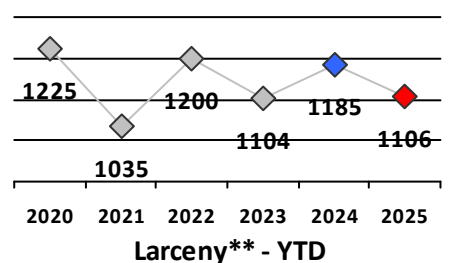
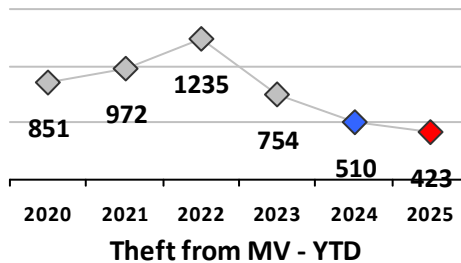
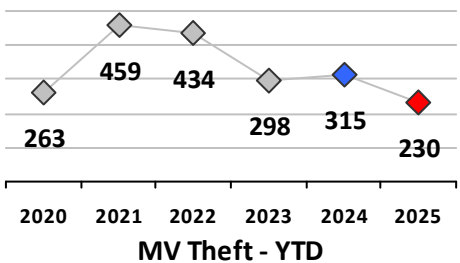
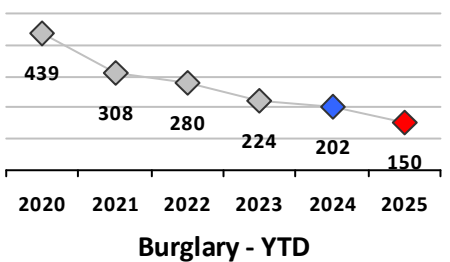
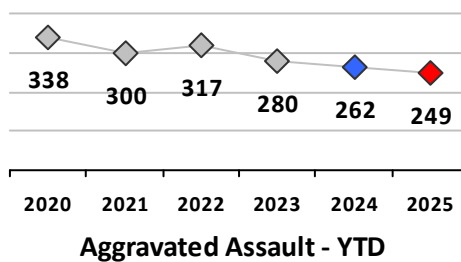
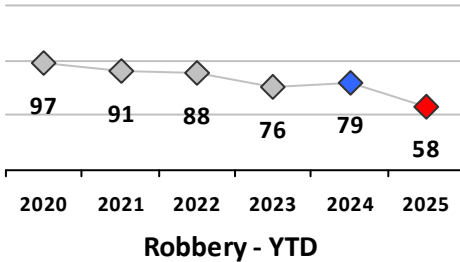
Through 8/10/2025
Week 32

Citywide											
4 Week Trend 7/14/2025 - 8/10/2025				Past 28 Days 7/14/2025 - 8/10/2025			Year to Date January 1 - August 10				

Violent Crime	Current Week	Last Week	Wk 30	Wk 29	Past 28 Days	Past 28 Days LY	Chg.	Current Year	Last Year	Chg.	Wght. 5yr Avg	Chg.
Homicide	0	0	0	0	0	1	-100%	1	5	-80%	8	-88%
Sex Offenses, Forcible*	0	1	1	0	2	8	-75%	62	83	-25%	99	-37%
Robbery Other	4	1	2	2	9	10	-10%	45	52	-13%	57	-21%
Robbery W Firearm	2	0	0	1	3	1	200%	13	27	-52%	26	-50%
Agg. Assault	12	3	7	8	30	31	-3%	213	221	-4%	237	-10%
Agg. Assault W Firearm	0	1	3	0	4	6	-33%	36	44	-18%	55	-35%
Total	18	6	13	11	48	57	-16%	370	432	-14%	482	-23%

Property Crime	Current Week	Last Week	Wk 30	Wk 29	Past 28 Days	Past 28 Days LY	Chg.	Current Year	Last Year	Chg.	Wght. 5yr Avg	Chg.
Burglary	2	0	5	8	15	26	-42%	150	205	-27%	257	-42%
MV Theft	9	8	11	6	34	30	13%	230	316	-27%	354	-35%
Larceny from MV	13	12	22	14	61	74	-18%	427	515	-17%	812	-47%
Larceny**	36	42	27	31	136	147	-7%	1119	1194	-6%	1160	-4%
Total	60	62	65	59	246	277	-11%	1926	2230	-14%	2582	-25%

Other Crime	Current Week	Last Week	Wk 30	Wk 29	Past 28 Days	Past 28 Days LY	Chg.	Current Year	Last Year	Chg.	Wght. 5yr Avg	Chg.
Assault Other	43	31	35	49	158	159	-1%	1173	1148	2%	1168	0%
Vandalism	42	24	38	25	129	103	25%	812	941	-14%	1093	-26%
Drug Offenses	17	15	8	13	53	49	8%	413	348	19%	345	20%
Weapons Offenses	3	1	5	3	12	7	71%	106	123	-14%	93	14%
Weapons Offenses W Firearm	4	10	2	6	22	14	57%	156	170	-8%	185	-16%
Total	109	81	88	96	374	332	13%	2660	2730	-3%	2882	-8%



Figures are preliminary and subject to further analysis and revision

* Sex Offenses, Forcible includes forcible rape, forcible sodomy, forcible fondling, sexual assault with an object

** Larceny includes shoplifting, pickpocket, pursesnatch, from building, bicycles, motor vehicle parts or accessories, and other.



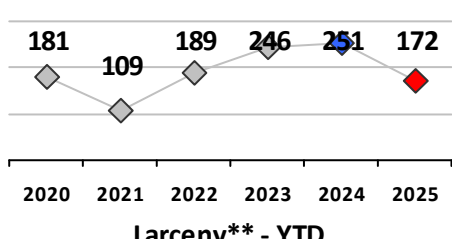
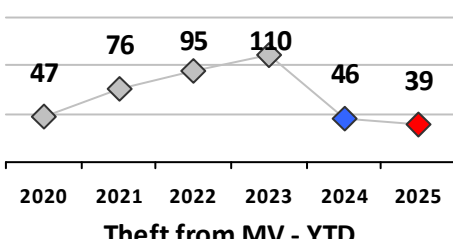
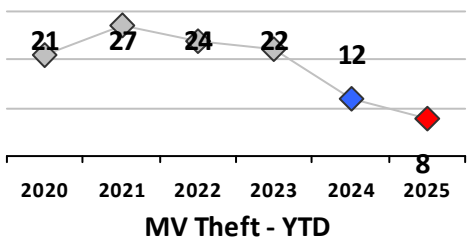
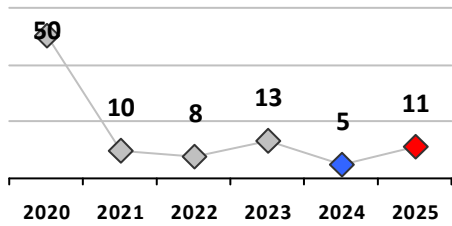
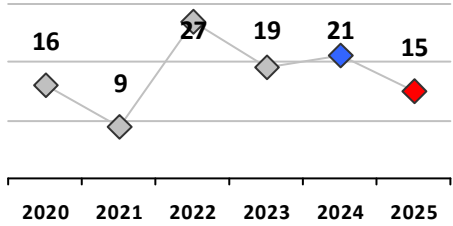
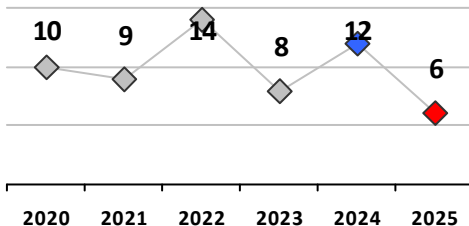
Part I Crime - Comparison Report

Providence Police Department

Through 8/10/2025
Week 32

District 1

	4 Week Trend 7/14/2025 - 8/10/2025				Past 28 Days 7/14/2025 - 8/10/2025			Year to Date January 1 - August 10				
	Current Week	Last Week	Wk 30	Wk 29	Past 28 Days	Past 28 Days LY	Chg.	Current Year	Last Year	Chg.	Wght. 5yr Avg	Chg.
Violent Crime												
Homicide	0	0	0	0	0	0	--	0	0	0%	0	--
Sex Offenses, Forcible*	0	0	1	0	1	2	-50%	4	10	-60%	9	-56%
Robbery Other	0	0	0	0	0	3	--	6	12	-50%	10	-40%
Robbery W Firearm	0	0	0	0	0	0	--	0	0	0%	1	--
Agg. Assault	1	0	0	1	2	3	-33%	14	20	-30%	20	-30%
Agg. Assault W Firearm	0	0	0	0	0	0	--	1	1	0%	0	--
Total	1	0	1	1	3	8	-63%	25	43	-42%	39	-36%
Property Crime												
Burglary	0	0	1	0	1	1	0%	11	5	120%	11	0%
MV Theft	0	0	0	1	1	0	--	8	12	-33%	20	-60%
Larceny from MV	0	0	2	1	3	3	0%	39	47	-17%	77	-49%
Larceny**	2	7	4	2	15	22	-32%	172	251	-31%	215	-20%
Total	2	7	7	4	20	26	-23%	230	315	-27%	323	-29%
Other Crime												
Assault Other	1	5	5	5	16	23	-30%	112	147	-24%	123	-9%
Vandalism	6	1	5	7	19	4	375%	71	80	-11%	98	-28%
Drug Offenses	2	4	1	2	9	7	29%	95	34	179%	31	206%
Weapons Offenses	0	0	0	2	2	2	0%	14	11	27%	10	40%
Weapons Offenses W Firearm	0	0	0	0	0	0	--	4	5	-20%	5	-20%
Total	9	10	11	16	46	36	28%	296	277	7%	266	11%



Figures are preliminary and subject to further analysis and revision

* Sex Offenses, Forcible includes forcible rape, forcible sodomy, forcible fondling, sexual assault with an object

** Larceny includes shoplifting, pickpocket, pursesnatch, from building, bicycles, motor vehicle parts or accessories, and other.



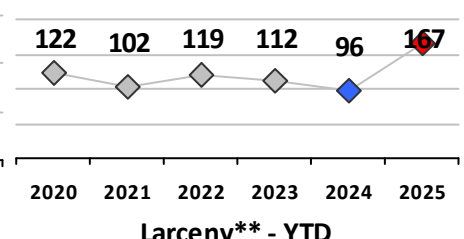
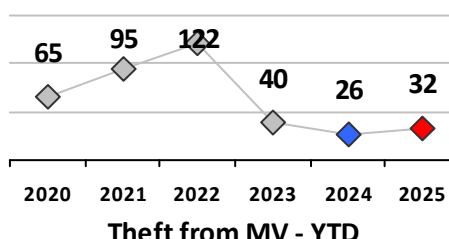
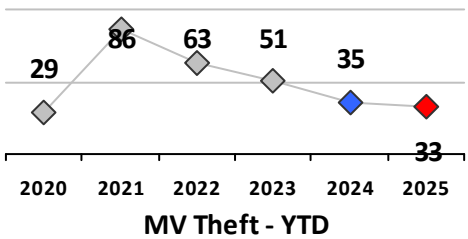
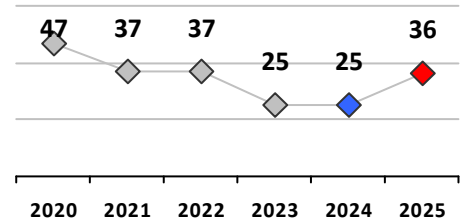
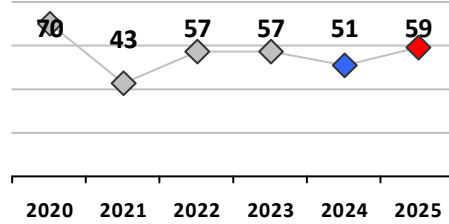
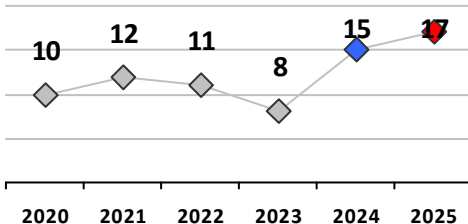
Part I Crime - Comparison Report

Providence Police Department

Through 8/10/2025
Week 32

District 2

	4 Week Trend 7/14/2025 - 8/10/2025				Past 28 Days 7/14/2025 - 8/10/2025			Year to Date January 1 - August 10				
	Current Week	Last Week	Wk 30	Wk 29	Past 28 Days	Past 28 Days LY	Chg.	Current Year	Last Year	Chg.	Wght. 5yr Avg	Chg.
Violent Crime												
Homicide	0	0	0	0	0	0	--	0	1	-100%	2	--
Sex Offenses, Forcible*	0	0	0	0	0	3	--	7	14	-50%	18	-61%
Robbery Other	3	0	1	0	4	0	--	14	7	100%	6	133%
Robbery W Firearm	0	0	0	0	0	0	--	3	8	-63%	5	-40%
Agg. Assault	2	1	1	4	8	6	33%	50	50	0%	45	11%
Agg. Assault W Firearm	0	0	3	0	3	0	--	9	2	350%	9	0%
Total	5	1	5	4	15	9	67%	83	82	1%	85	-2%
Property Crime												
Burglary	0	0	1	2	3	5	-40%	36	26	38%	31	16%
MV Theft	1	1	1	0	3	4	-25%	33	35	-6%	52	-37%
Larceny from MV	1	1	1	2	5	1	400%	32	26	23%	62	-48%
Larceny**	3	4	3	2	12	12	0%	167	98	70%	108	55%
Total	5	6	6	6	23	22	5%	268	185	45%	252	6%
Other Crime												
Assault Other	6	10	6	11	33	24	38%	210	170	24%	184	14%
Vandalism	3	3	1	5	12	14	-14%	86	94	-9%	119	-28%
Drug Offenses	1	1	2	1	5	10	-50%	44	67	-34%	62	-29%
Weapons Offenses	0	0	3	0	3	0	--	13	24	-46%	17	-24%
Weapons Offenses W Firearm	0	3	2	3	8	4	100%	26	33	-21%	43	-40%
Total	10	17	14	20	61	52	17%	379	388	-2%	425	-11%



Figures are preliminary and subject to further analysis and revision

* Sex Offenses, Forcible includes forcible rape, forcible sodomy, forcible fondling, sexual assault with an object

** Larceny includes shoplifting, pickpocket, pursesnatch, from building, bicycles, motor vehicle parts or accessories, and other.



Part I Crime - Comparison Report

Providence Police Department

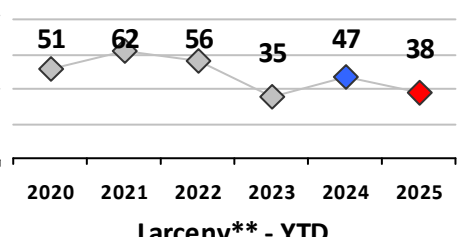
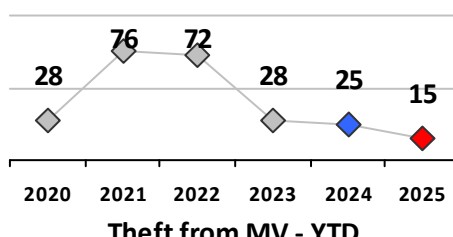
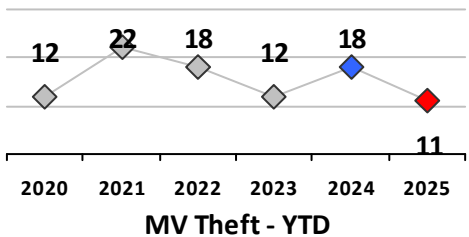
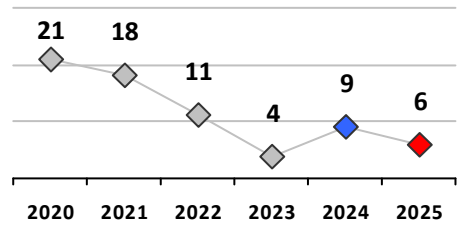
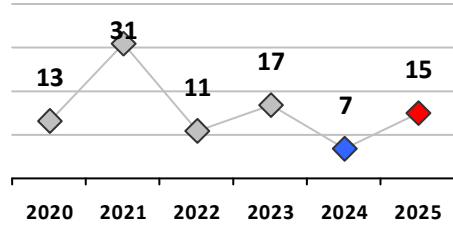
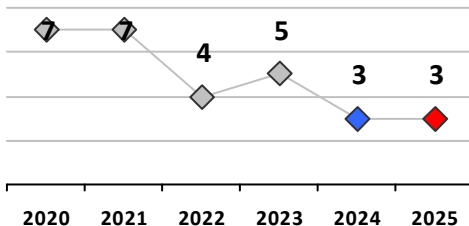
Through 8/10/2025
Week 32

District 3											
4 Week Trend 7/14/2025 - 8/10/2025				Past 28 Days 7/14/2025 - 8/10/2025				Year to Date January 1 - August 10			

Violent Crime	Current Week	Last Week	Wk 30	Wk 29	Past 28 Days	Past 28 Days LY	Chg.	Current Year	Last Year	Chg.	Wght. 5yr Avg	Chg.
Homicide	0	0	0	0	0	0	--	0	0	0%	1	--
Sex Offenses, Forcible*	0	0	0	0	0	0	--	3	7	-57%	6	-50%
Robbery Other	0	0	0	0	0	0	--	3	2	50%	3	0%
Robbery W Firearm	0	0	0	0	0	0	--	0	1	-100%	1	--
Agg. Assault	0	0	0	0	0	1	--	13	4	225%	10	30%
Agg. Assault W Firearm	0	0	0	0	0	1	--	2	3	-33%	4	-50%
Total	0	0	0	0	0	2	200%	21	17	24%	24	-13%

Property Crime	Current Week	Last Week	Wk 30	Wk 29	Past 28 Days	Past 28 Days LY	Chg.	Current Year	Last Year	Chg.	Wght. 5yr Avg	Chg.
Burglary	0	0	1	0	1	1	0%	6	9	-33%	10	-40%
MV Theft	1	1	0	0	2	1	100%	11	18	-39%	17	-35%
Larceny from MV	2	0	2	0	4	5	-20%	15	26	-42%	43	-65%
Larceny**	1	1	0	2	4	5	-20%	38	47	-19%	49	-22%
Total	4	2	3	2	11	12	-8%	70	100	-30%	118	-41%

Other Crime	Current Week	Last Week	Wk 30	Wk 29	Past 28 Days	Past 28 Days LY	Chg.	Current Year	Last Year	Chg.	Wght. 5yr Avg	Chg.
Assault Other	6	1	1	2	10	10	0%	75	52	44%	58	29%
Vandalism	2	0	2	1	5	2	150%	39	48	-19%	59	-34%
Drug Offenses	0	2	0	0	2	2	0%	24	20	20%	19	26%
Weapons Offenses	1	0	0	0	1	0	--	10	8	25%	4	150%
Weapons Offenses W Firearm	4	0	0	0	4	0	--	33	8	313%	11	200%
Total	13	3	3	3	22	14	57%	181	136	33%	151	20%



Figures are preliminary and subject to further analysis and revision

* Sex Offenses, Forcible includes forcible rape, forcible sodomy, forcible fondling, sexual assault with an object

** Larceny includes shoplifting, pickpocket, pursesnatch, from building, bicycles, motor vehicle parts or accessories, and other.



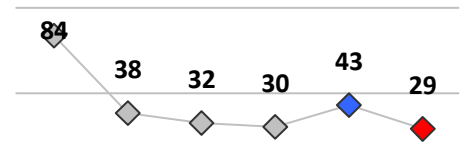
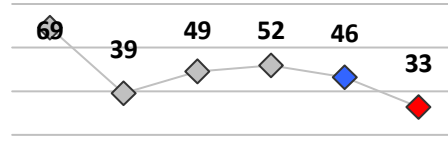
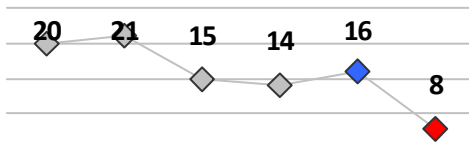
Part I Crime - Comparison Report

Providence Police Department

Through 8/10/2025
Week 32

District 4

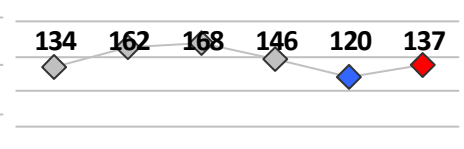
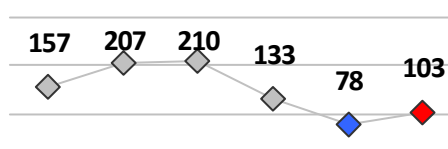
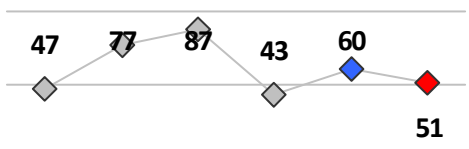
	4 Week Trend 7/14/2025 - 8/10/2025				Past 28 Days 7/14/2025 - 8/10/2025			Year to Date January 1 - August 10				
	Current Week	Last Week	Wk 30	Wk 29	Past 28 Days	Past 28 Days LY	Chg.	Current Year	Last Year	Chg.	Wght. 5yr Avg	Chg.
Violent Crime												
Homicide	0	0	0	0	0	0	--	0	0	0%	1	--
Sex Offenses, Forcible*	0	0	0	0	0	1	--	12	7	71%	15	-20%
Robbery Other	0	0	1	0	1	3	-67%	5	11	-55%	12	-58%
Robbery W Firearm	1	0	0	1	2	1	100%	3	5	-40%	4	-25%
Agg. Assault	5	0	1	0	6	7	-14%	31	38	-18%	41	-24%
Agg. Assault W Firearm	0	0	0	0	0	0	--	2	9	-78%	9	-78%
Total	6	0	2	1	9	12	-25%	53	70	-24%	81	-35%
Property Crime												
Burglary	0	0	0	2	2	4	-50%	29	44	-34%	40	-28%
MV Theft	2	2	4	2	10	7	43%	51	60	-15%	64	-20%
Larceny from MV	1	4	8	2	15	12	25%	103	79	30%	143	-28%
Larceny**	5	5	1	1	12	13	-8%	137	120	14%	145	-6%
Total	8	11	13	7	39	36	8%	320	303	6%	391	-18%
Other Crime												
Assault Other	7	5	5	9	26	16	63%	166	186	-11%	183	-9%
Vandalism	6	3	4	2	15	14	7%	107	133	-20%	166	-36%
Drug Offenses	3	3	0	3	9	21	-57%	87	99	-12%	95	-8%
Weapons Offenses	1	0	1	0	2	0	--	16	17	-6%	14	14%
Weapons Offenses W Firearm	0	0	0	0	0	1	--	21	33	-36%	33	-36%
Total	17	11	10	14	52	52	0%	397	468	-15%	491	-19%



Robbery - YTD

Agg. Assault - YTD

Burglary - YTD



MV Theft - YTD

Theft from MV - YTD

Larceny** - YTD

Figures are preliminary and subject to further analysis and revision

* Sex Offenses, Forcible includes forcible rape, forcible sodomy, forcible fondling, sexual assault with an object

** Larceny includes shoplifting, pickpocket, pursesnatch, from building, bicycles, motor vehicle parts or accessories, and other.



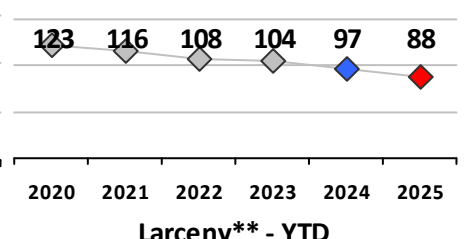
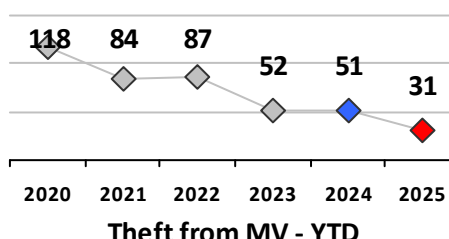
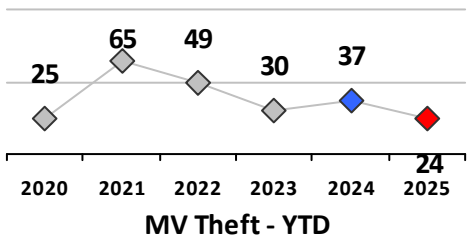
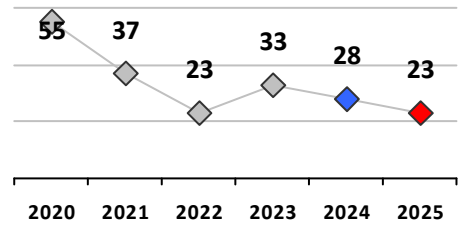
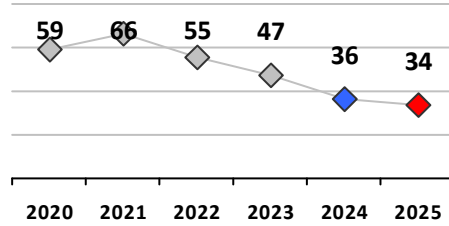
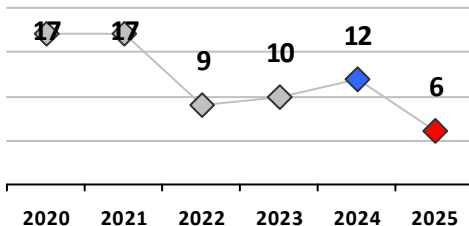
Part I Crime - Comparison Report

Providence Police Department

Through 8/10/2025
Week 32

District 5

	4 Week Trend 7/14/2025 - 8/10/2025				Past 28 Days 7/14/2025 - 8/10/2025			Year to Date January 1 - August 10				
	Current Week	Last Week	Wk 30	Wk 29	Past 28 Days	Past 28 Days LY	Chg.	Current Year	Last Year	Chg.	Wght. 5yr Avg	Chg.
Violent Crime												
Homicide	0	0	0	0	0	0	--	1	2	-50%	2	-50%
Sex Offenses, Forcible*	0	0	0	0	0	1	--	8	13	-38%	19	-58%
Robbery Other	0	0	0	2	2	3	-33%	4	8	-50%	8	-50%
Robbery W Firearm	0	0	0	0	0	0	--	2	4	-50%	3	-33%
Agg. Assault	3	0	2	0	5	3	67%	29	30	-3%	41	-29%
Agg. Assault W Firearm	0	0	0	0	0	1	--	5	6	-17%	8	-38%
Total	3	0	2	2	7	8	-13%	49	63	-22%	81	-40%
Property Crime												
Burglary	0	0	0	1	1	3	-67%	23	28	-18%	31	-26%
MV Theft	0	1	3	0	4	4	0%	24	38	-37%	41	-41%
Larceny from MV	0	1	1	2	4	4	0%	31	51	-39%	68	-54%
Larceny**	2	4	5	2	13	9	44%	88	97	-9%	106	-17%
Total	2	6	9	5	22	20	10%	166	214	-22%	246	-33%
Other Crime												
Assault Other	8	3	7	10	28	22	27%	158	176	-10%	197	-20%
Vandalism	4	2	4	2	12	9	33%	103	129	-20%	151	-32%
Drug Offenses	0	3	2	3	8	3	167%	56	57	-2%	58	-3%
Weapons Offenses	0	1	0	0	1	1	0%	17	29	-41%	20	-15%
Weapons Offenses W Firearm	0	4	0	1	5	1	400%	28	33	-15%	29	-3%
Total	12	13	13	16	54	36	50%	362	424	-15%	455	-20%



Figures are preliminary and subject to further analysis and revision

* Sex Offenses, Forcible includes forcible rape, forcible sodomy, forcible fondling, sexual assault with an object

** Larceny includes shoplifting, pickpocket, pursesnatch, from building, bicycles, motor vehicle parts or accessories, and other.



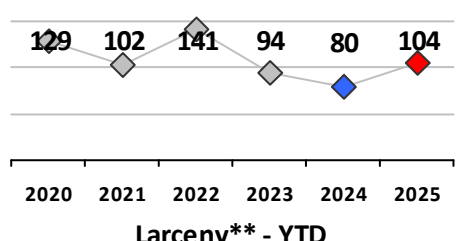
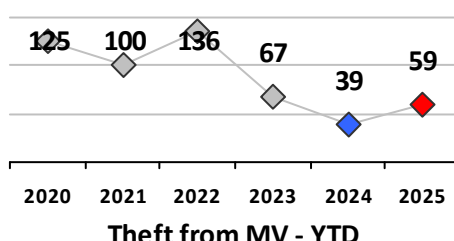
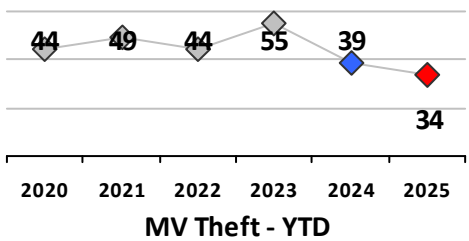
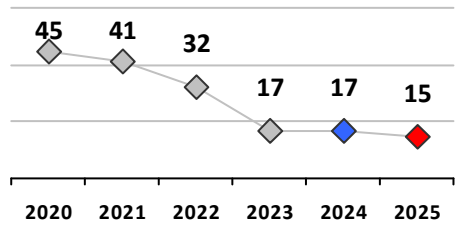
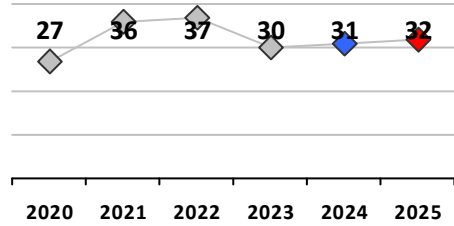
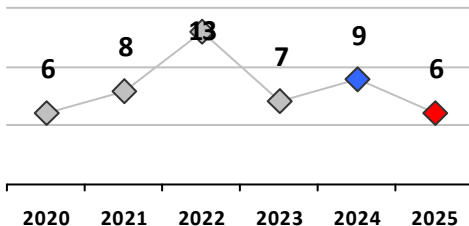
Part I Crime - Comparison Report

Providence Police Department

Through 8/10/2025
Week 32

District 6

	4 Week Trend 7/14/2025 - 8/10/2025				Past 28 Days 7/14/2025 - 8/10/2025			Year to Date January 1 - August 10				
	Current Week	Last Week	Wk 30	Wk 29	Past 28 Days	Past 28 Days LY	Chg.	Current Year	Last Year	Chg.	Wght. 5yr Avg	Chg.
Violent Crime												
Homicide	0	0	0	0	0	0	--	0	0	0%	1	--
Sex Offenses, Forcible*	0	0	0	0	0	1	--	10	8	25%	11	-9%
Robbery Other	0	0	0	0	0	0	--	5	8	-38%	6	-17%
Robbery W Firearm	0	0	0	0	0	0	--	1	1	0%	2	-50%
Agg. Assault	0	1	2	1	4	5	-20%	28	28	0%	25	12%
Agg. Assault W Firearm	0	1	0	0	1	3	-67%	4	4	0%	8	-50%
Total	0	2	2	1	5	9	-44%	48	49	-2%	54	-11%
Property Crime												
Burglary	1	0	0	0	1	0	--	15	17	-12%	26	-42%
MV Theft	1	1	1	1	4	2	100%	34	39	-13%	46	-26%
Larceny from MV	1	1	4	0	6	1	500%	59	39	51%	81	-27%
Larceny**	1	4	3	6	14	6	133%	104	80	30%	103	1%
Total	4	6	8	7	25	9	178%	212	175	21%	255	-17%
Other Crime												
Assault Other	3	2	3	5	13	16	-19%	133	124	7%	122	9%
Vandalism	1	4	4	1	10	3	233%	85	66	29%	110	-23%
Drug Offenses	0	1	0	0	1	4	-75%	27	17	59%	21	29%
Weapons Offenses	0	0	0	1	1	0	--	7	5	40%	7	0%
Weapons Offenses W Firearm	0	0	0	0	0	4	--	8	16	-50%	16	-50%
Total	4	7	7	7	25	27	-7%	260	228	14%	277	-6%



Figures are preliminary and subject to further analysis and revision

* Sex Offenses, Forcible includes forcible rape, forcible sodomy, forcible fondling, sexual assault with an object

** Larceny includes shoplifting, pickpocket, pursesnatch, from building, bicycles, motor vehicle parts or accessories, and other.



Part I Crime - Comparison Report

Providence Police Department

Through 8/10/2025
Week 32

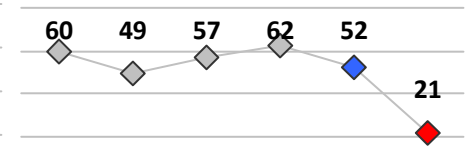
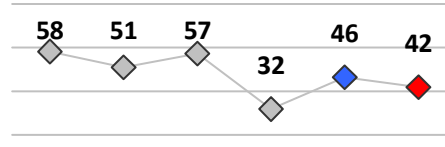
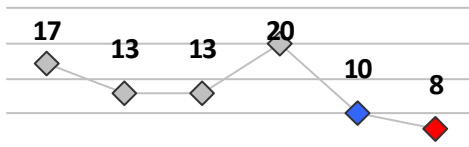
District 7

4 Week Trend 7/14/2025 - 8/10/2025	Past 28 Days 7/14/2025 - 8/10/2025	Year to Date January 1 - August 10
---------------------------------------	---------------------------------------	---------------------------------------

Violent Crime	Current Week	Last Week	Wk 30	Wk 29	Past 28 Days	Past 28 Days LY	Chg.	Current Year	Last Year	Chg.	Wght. 5yr Avg	Chg.
Homicide	0	0	0	0	0	1	--	0	2	-100%	2	--
Sex Offenses, Forcible*	0	1	0	0	1	0	--	9	7	29%	10	-10%
Robbery Other	0	0	0	0	0	1	--	5	3	67%	6	-17%
Robbery W Firearm	1	0	0	0	1	0	--	3	7	-57%	8	-63%
Agg. Assault	1	1	1	0	3	3	0%	32	30	7%	33	-3%
Agg. Assault W Firearm	0	0	0	0	0	0	--	10	16	-38%	13	-23%
Total	2	2	1	0	5	5	0%	59	65	-9%	71	-17%

Property Crime	Current Week	Last Week	Wk 30	Wk 29	Past 28 Days	Past 28 Days LY	Chg.	Current Year	Last Year	Chg.	Wght. 5yr Avg	Chg.
Burglary	1	0	2	3	6	9	-33%	21	52	-60%	57	-63%
MV Theft	0	1	1	2	4	6	-33%	36	64	-44%	67	-46%
Larceny from MV	1	1	1	1	4	7	-43%	44	53	-17%	134	-67%
Larceny**	6	6	6	5	23	28	-18%	195	202	-3%	207	-6%
Total	8	8	10	11	37	50	-26%	296	371	-20%	464	-36%

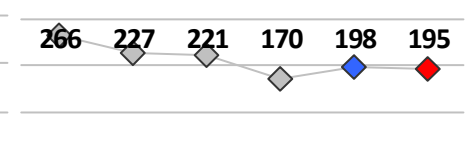
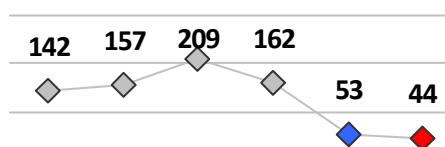
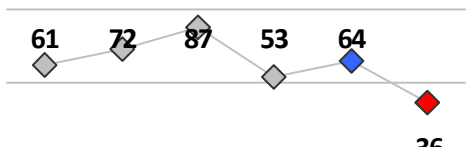
Other Crime	Current Week	Last Week	Wk 30	Wk 29	Past 28 Days	Past 28 Days LY	Chg.	Current Year	Last Year	Chg.	Wght. 5yr Avg	Chg.
Assault Other	7	3	8	2	20	26	-23%	214	196	9%	201	6%
Vandalism	4	2	9	2	17	17	0%	153	146	5%	184	-17%
Drug Offenses	7	1	1	3	12	2	500%	57	40	43%	44	30%
Weapons Offenses	1	0	1	0	2	3	-33%	19	21	-10%	13	46%
Weapons Offenses W Firearm	0	3	0	2	5	4	25%	26	35	-26%	33	-21%
Total	19	9	19	9	56	52	8%	469	438	7%	474	-1%



Robbery - YTD

Agg. Assault - YTD

Burglary - YTD



MV Theft - YTD

Theft from MV - YTD

Larceny** - YTD

Figures are preliminary and subject to further analysis and revision

* Sex Offenses, Forcible includes forcible rape, forcible sodomy, forcible fondling, sexual assault with an object

** Larceny includes shoplifting, pickpocket, pursesnatch, from building, bicycles, motor vehicle parts or accessories, and other.



Part I Crime - Comparison Report

Providence Police Department

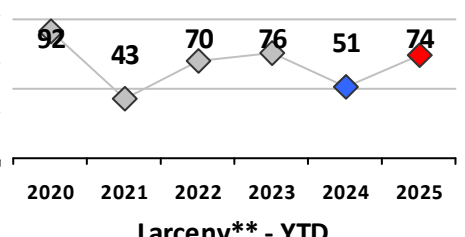
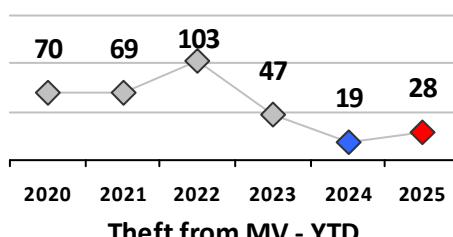
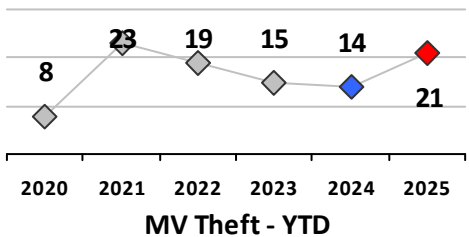
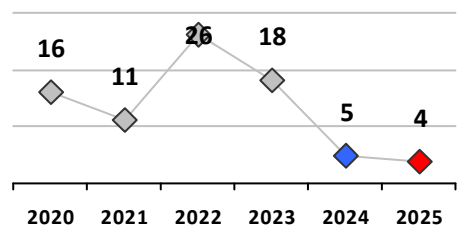
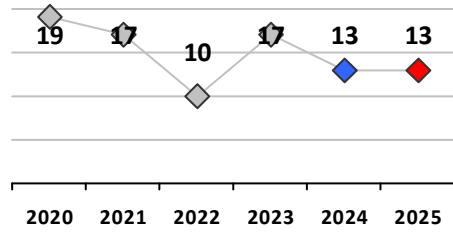
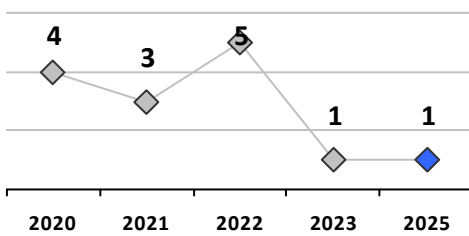
Through 8/10/2025
Week 32

District 8											
4 Week Trend 7/14/2025 - 8/10/2025				Past 28 Days 7/14/2025 - 8/10/2025				Year to Date January 1 - August 10			

Violent Crime	Current Week	Last Week	Wk 30	Wk 29	Past 28 Days	Past 28 Days LY	Chg.	Current Year	Last Year	Chg.	Wght. 5yr Avg	Chg.
Homicide	0	0	0	0	0	0	--	0	0	0%	0	--
Sex Offenses, Forcible*	0	0	0	0	0	0	--	3	9	-67%	6	-50%
Robbery Other	0	0	0	0	0	0	--	0	0	0%	2	--
Robbery W Firearm	0	0	0	0	0	0	--	1	0	100%	0	--
Agg. Assault	0	0	0	1	1	2	-50%	10	13	-23%	12	-17%
Agg. Assault W Firearm	0	0	0	0	0	0	--	3	0	300%	2	50%
Total	0	0	0	1	1	2	-50%	17	22	-23%	22	-23%

Property Crime	Current Week	Last Week	Wk 30	Wk 29	Past 28 Days	Past 28 Days LY	Chg.	Current Year	Last Year	Chg.	Wght. 5yr Avg	Chg.
Burglary	0	0	0	0	0	1	--	4	6	-33%	15	-73%
MV Theft	1	1	1	0	3	2	50%	21	14	50%	16	31%
Larceny from MV	1	1	1	0	3	4	-25%	28	19	47%	53	-47%
Larceny**	3	3	1	2	9	5	80%	74	51	45%	63	17%
Total	5	5	3	2	15	12	25%	127	90	41%	147	-14%

Other Crime	Current Week	Last Week	Wk 30	Wk 29	Past 28 Days	Past 28 Days LY	Chg.	Current Year	Last Year	Chg.	Wght. 5yr Avg	Chg.
Assault Other	2	0	0	4	6	7	-14%	46	52	-12%	53	-13%
Vandalism	3	5	8	1	17	4	325%	64	32	100%	49	31%
Drug Offenses	1	0	1	0	2	0	--	10	6	67%	5	100%
Weapons Offenses	0	0	0	0	0	1	--	6	7	-14%	4	50%
Weapons Offenses W Firearm	0	0	0	0	0	0	--	1	1	0%	6	-83%
Total	6	5	9	5	25	12	108%	127	98	30%	116	9%



Figures are preliminary and subject to further analysis and revision

* Sex Offenses, Forcible includes forcible rape, forcible sodomy, forcible fondling, sexual assault with an object

** Larceny includes shoplifting, pickpocket, pursesnatch, from building, bicycles, motor vehicle parts or accessories, and other.



Part I Crime - Comparison Report

Providence Police Department

Through 8/10/2025
Week 32

District 9

4 Week Trend
7/14/2025 - 8/10/2025

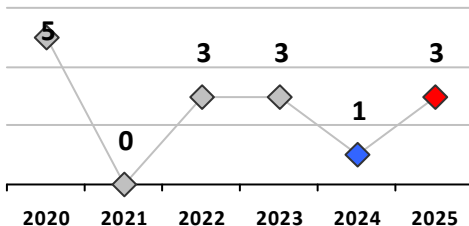
Past 28 Days
7/14/2025 - 8/10/2025

Year to Date
January 1 - August 10

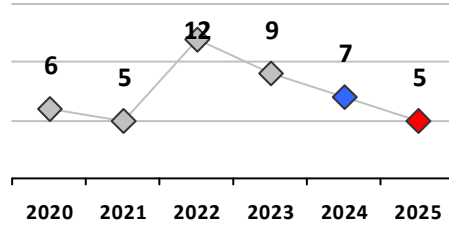
Violent Crime	Current Week	Last Week	Wk 30	Wk 29	Past 28 Days	Past 28 Days LY	Chg.	Current Year	Last Year	Chg.	Wght. 5yr Avg	Chg.
Homicide	0	0	0	0	0	0	--	0	0	0%	0	--
Sex Offenses, Forcible*	0	0	0	0	0	0	--	2	7	-71%	5	-60%
Robbery Other	1	1	0	0	2	0	--	3	0	300%	1	200%
Robbery W Firearm	0	0	0	0	0	0	--	0	1	-100%	1	--
Agg. Assault	0	0	0	0	0	1	--	5	4	25%	7	-29%
Agg. Assault W Firearm	0	0	0	0	0	1	--	0	3	-100%	1	--
Total	1	1	0	0	2	2	0%	10	15	-33%	15	-33%

Property Crime	Current Week	Last Week	Wk 30	Wk 29	Past 28 Days	Past 28 Days LY	Chg.	Current Year	Last Year	Chg.	Wght. 5yr Avg	Chg.
Burglary	0	0	0	0	0	2	--	5	17	-71%	36	-86%
MV Theft	3	0	0	0	3	3	0%	10	20	-50%	20	-50%
Larceny from MV	1	0	1	1	3	9	-67%	40	54	-26%	78	-49%
Larceny**	0	5	3	3	11	6	83%	84	60	40%	85	-1%
Total	4	5	4	4	17	20	-15%	139	151	-8%	219	-37%

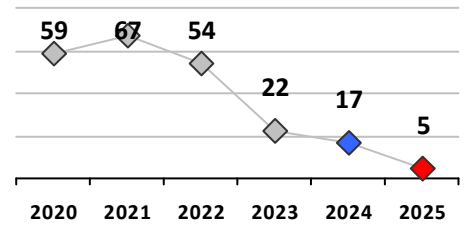
Other Crime	Current Week	Last Week	Wk 30	Wk 29	Past 28 Days	Past 28 Days LY	Chg.	Current Year	Last Year	Chg.	Wght. 5yr Avg	Chg.
Assault Other	2	2	0	0	4	10	-60%	42	29	45%	32	31%
Vandalism	3	1	0	1	5	6	-17%	55	55	0%	64	-14%
Drug Offenses	1	0	0	1	2	0	--	8	4	100%	5	60%
Weapons Offenses	0	0	0	0	0	0	--	1	1	0%	3	-67%
Weapons Offenses W Firearm	0	0	0	0	0	0	--	0	3	-100%	5	--
Total	6	3	0	2	11	16	-31%	106	92	15%	108	-2%



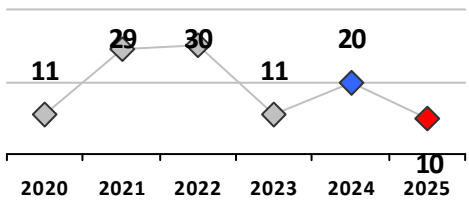
Robbery - YTD



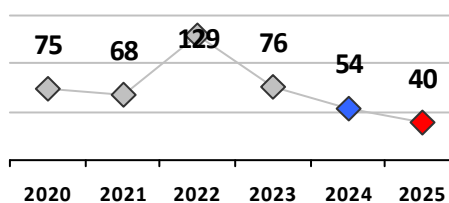
Agg. Assault - YTD



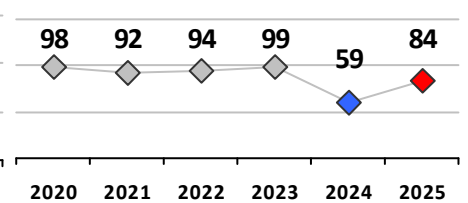
Burglary - YTD



MV Theft - YTD



Theft from MV - YTD



Larceny** - YTD

Figures are preliminary and subject to further analysis and revision

* Sex Offenses, Forcible includes forcible rape, forcible sodomy, forcible fondling, sexual assault with an object

** Larceny includes shoplifting, pickpocket, pursesnatch, from building, bicycles, motor vehicle parts or accessories, and other.