

Part I Crime - Comparison Report

Providence Police Department

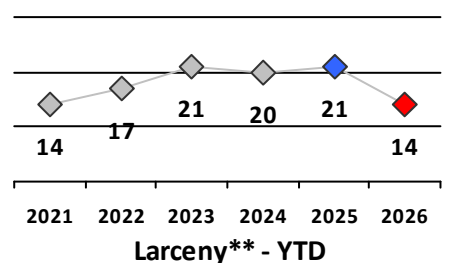
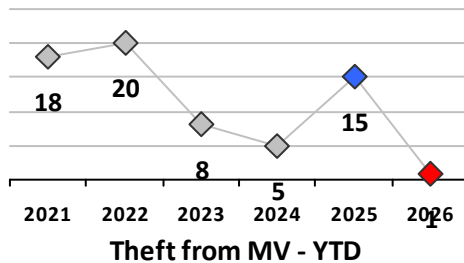
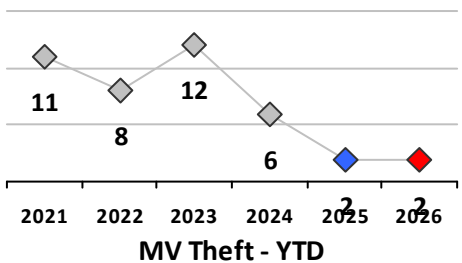
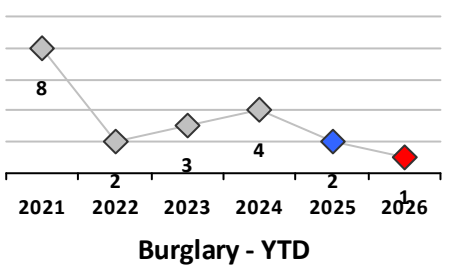
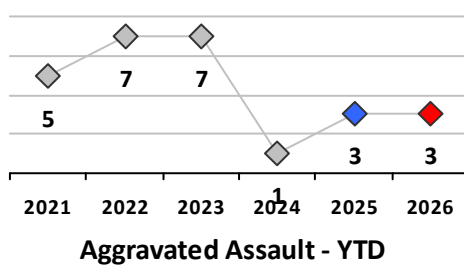
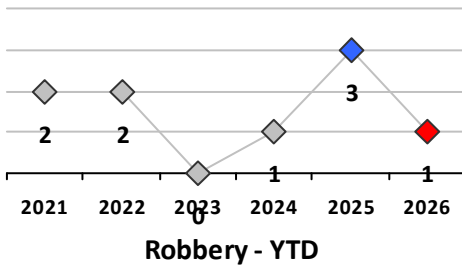
Through 1/4/2026
Week 1

Citywide												
4 Week Trend 12/8/2025 - 1/4/2026					Past 28 Days 12/8/2025 - 1/4/2026			Year to Date January 1 - January 4				

Violent Crime	Current Week	Last Week	3rd Wk	4th Wk	Past 28 Days	Past 28 Days LY	Chg.	Current Year	Last Year	Chg.	Wght. 5yr Avg	Chg.
Homicide	0	0	0	2	2	0	200%	0	0	--	0	--
Sex Offenses, Forcible*	1	0	6	4	11	4	175%	1	0	--	1	0%
Robbery Other	4	0	3	2	9	3	200%	1	1	0%	1	0%
Robbery W Firearm	0	0	0	0	0	4	-400%	0	2	--	1	--
Agg. Assault	9	2	6	6	23	27	-15%	2	3	-33%	4	-50%
Agg. Assault W Firearm	2	1	2	10	15	2	650%	1	1	0%	1	0%
Total	16	3	17	24	60	40	50%	5	7	-29%	7	-29%

Property Crime	Current Week	Last Week	3rd Wk	4th Wk	Past 28 Days	Past 28 Days LY	Chg.	Current Year	Last Year	Chg.	Wght. 5yr Avg	Chg.
Burglary	2	4	1	6	13	21	-38%	1	2	-50%	3	-67%
MV Theft	3	5	4	10	22	35	-37%	2	5	-60%	8	-75%
Larceny from MV	8	15	11	13	47	59	-20%	1	17	-94%	14	-93%
Larceny**	30	41	36	35	142	160	-11%	14	22	-36%	25	-44%
Total	43	65	52	64	224	275	-19%	18	46	-61%	50	-64%

Other Crime	Current Week	Last Week	3rd Wk	4th Wk	Past 28 Days	Past 28 Days LY	Chg.	Current Year	Last Year	Chg.	Wght. 5yr Avg	Chg.
Assault Other	40	30	44	29	143	148	-3%	20	31	-35%	29	-31%
Vandalism	20	25	31	17	93	111	-16%	7	20	-65%	20	-65%
Drug Offenses	2	1	4	11	18	26	-31%	2	4	-50%	4	-50%
Weapons Offenses	1	1	2	5	9	14	-36%	1	2	-50%	2	-50%
Weapons Offenses W Firearm	1	2	1	4	8	15	-47%	1	1	0%	3	-67%
Total	64	59	82	66	271	314	-14%	31	58	-47%	59	-47%



Figures are preliminary and subject to further analysis and revision

* Sex Offenses, Forcible includes forcible rape, forcible sodomy, forcible fondling, sexual assault with an object

** Larceny includes shoplifting, pickpocket, pursesnatch, from building, bicycles, motor vehicle parts or accessories, and other.



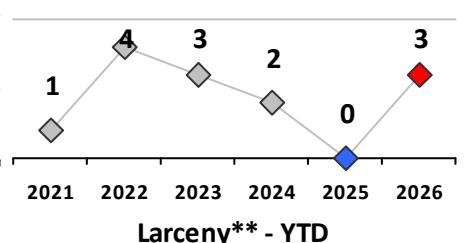
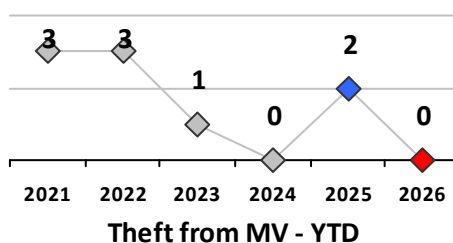
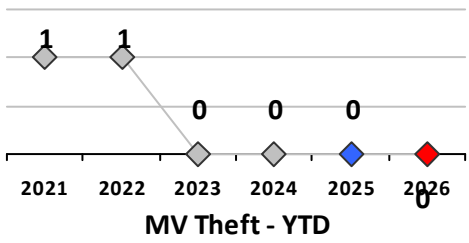
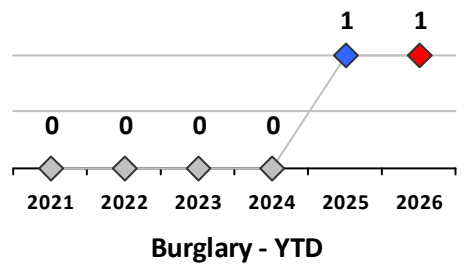
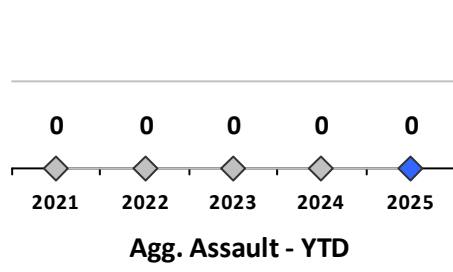
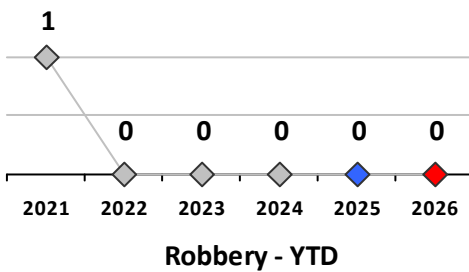
Part I Crime - Comparison Report

Providence Police Department

Through 1/4/2026
Week 1

District 1

	4 Week Trend 12/8/2025 - 1/4/2026				Past 28 Days 12/8/2025 - 1/4/2026			Year to Date January 1 - January 4				
	Current Week	Last Week	3rd Wk	4th Wk	Past 28 Days	Past 28 Days LY	Chg.	Current Year	Last Year	Chg.	Wght. 5yr Avg	Chg.
Violent Crime												
Homicide	0	0	0	0	0	0	--	0	0	0%	0	--
Sex Offenses, Forcible*	0	0	0	1	1	1	0%	0	0	0%	0	--
Robbery Other	0	0	2	1	3	1	200%	0	0	0%	0	--
Robbery W Firearm	0	0	0	0	0	0	--	0	0	0%	0	--
Agg. Assault	0	1	0	0	1	2	-50%	0	0	0%	0	--
Agg. Assault W Firearm	0	0	0	0	0	0	--	0	0	0%	0	--
Total	0	1	2	2	5	4	25%	0	0	0%	0	0%
Property Crime												
Burglary	1	0	0	1	2	3	-33%	1	1	0%	0	--
MV Theft	0	1	0	0	1	1	0%	0	0	0%	0	--
Larceny from MV	2	2	1	0	5	3	67%	0	2	-100%	2	--
Larceny**	3	5	2	1	11	20	-45%	3	0	300%	3	0%
Total	6	8	3	2	19	27	-30%	4	3	33%	4	0%
Other Crime												
Assault Other	8	2	10	1	21	27	-22%	5	5	0%	5	0%
Vandalism	1	3	2	1	7	9	-22%	1	2	-50%	2	-50%
Drug Offenses	1	0	1	1	3	4	-25%	1	1	0%	1	0%
Weapons Offenses	0	0	2	2	4	1	300%	0	0	0%	0	--
Weapons Offenses W Firearm	0	0	0	0	0	2	--	0	0	0%	0	--
Total	10	5	15	5	35	43	-19%	7	8	-13%	8	-13%



Figures are preliminary and subject to further analysis and revision

* Sex Offenses, Forcible includes forcible rape, forcible sodomy, forcible fondling, sexual assault with an object

** Larceny includes shoplifting, pickpocket, pursesnatch, from building, bicycles, motor vehicle parts or accessories, and other.



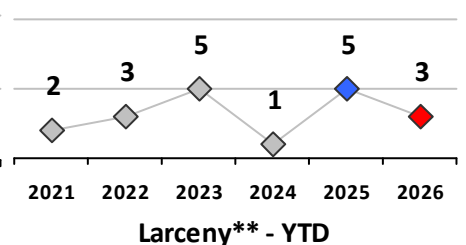
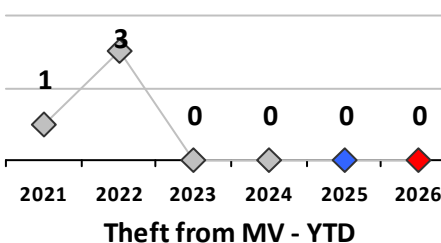
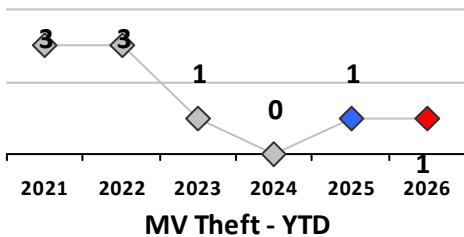

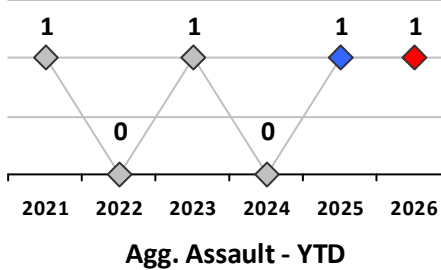
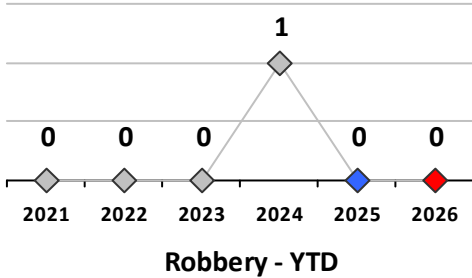
Part I Crime - Comparison Report

Providence Police Department

Through 1/4/2026
Week 1

District 2

	4 Week Trend 12/8/2025 - 1/4/2026				Past 28 Days 12/8/2025 - 1/4/2026			Year to Date January 1 - January 4				
	Current Week	Last Week	3rd Wk	4th Wk	Past 28 Days	Past 28 Days LY	Chg.	Current Year	Last Year	Chg.	Wght. 5yr Avg	Chg.
Violent Crime												
Homicide	0	0	0	0	0	0	--	0	0	0%	0	--
Sex Offenses, Forcible*	0	0	1	0	1	0	--	0	0	0%	0	--
Robbery Other	1	0	0	0	1	1	0%	0	0	0%	0	--
Robbery W Firearm	0	0	0	0	0	0	--	0	0	0%	0	--
Agg. Assault	4	0	0	1	5	8	-38%	1	1	0%	1	0%
Agg. Assault W Firearm	0	0	2	1	3	0	--	0	0	0%	0	--
Total	5	0	3	2	10	9	11%	1	1	0%	1	0%
Property Crime												
Burglary	0	0	0	0	0	6	--	0	0	0%	0	--
MV Theft	1	1	1	0	3	7	-57%	1	1	0%	1	0%
Larceny from MV	0	0	1	0	1	6	-83%	0	2	-100%	1	--
Larceny**	4	6	3	4	17	25	-32%	3	6	-50%	4	-25%
Total	5	7	5	4	21	44	-52%	4	9	-56%	6	-33%
Other Crime												
Assault Other	6	3	5	8	22	22	0%	2	7	-71%	5	-60%
Vandalism	3	4	4	1	12	8	50%	2	0	200%	1	100%
Drug Offenses	0	0	0	2	2	4	-50%	0	1	-100%	1	--
Weapons Offenses	0	0	0	0	0	2	--	0	0	0%	0	--
Weapons Offenses W Firearm	0	0	0	0	0	7	--	0	0	0%	0	--
Total	9	7	9	11	36	43	-16%	4	8	-50%	8	-50%



Figures are preliminary and subject to further analysis and revision

* Sex Offenses, Forcible includes forcible rape, forcible sodomy, forcible fondling, sexual assault with an object

** Larceny includes shoplifting, pickpocket, pursesnatch, from building, bicycles, motor vehicle parts or accessories, and other.



Part I Crime - Comparison Report

Providence Police Department

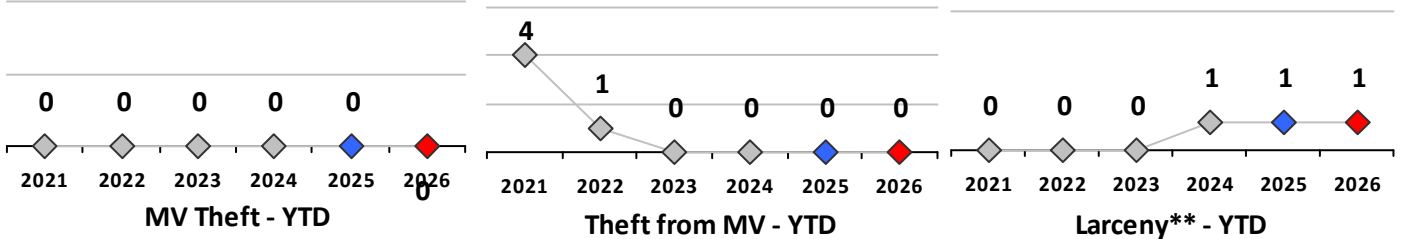
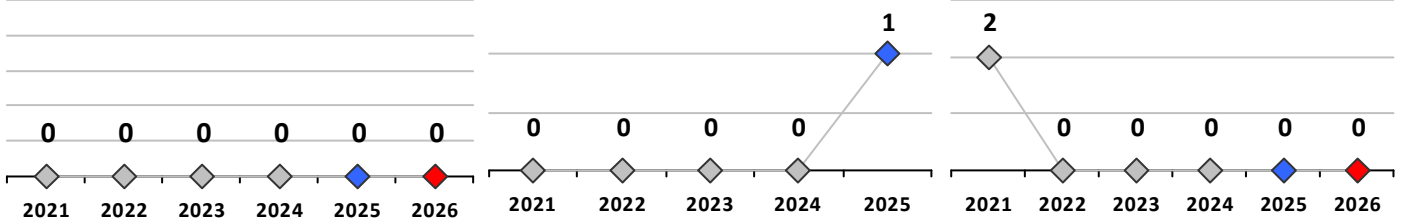
Through 1/4/2026
Week 1

District 3											
4 Week Trend 12/8/2025 - 1/4/2026				Past 28 Days 12/8/2025 - 1/4/2026			Year to Date January 1 - January 4				

Violent Crime	Current Week	Last Week	3rd Wk	4th Wk	Past 28 Days	Past 28 Days LY	Chg.	Current Year	Last Year	Chg.	Wght. 5yr Avg	Chg.
Homicide	0	0	0	0	0	0	--	0	0	0%	0	--
Sex Offenses, Forcible*	0	0	2	0	2	0	--	0	0	0%	0	--
Robbery Other	0	0	1	0	1	0	--	0	0	0%	0	--
Robbery W Firearm	0	0	0	0	0	0	--	0	0	0%	0	--
Agg. Assault	0	0	0	0	0	1	--	0	0	0%	0	--
Agg. Assault W Firearm	0	0	0	0	0	1	--	0	1	-100%	0	--
Total	0	0	3	0	3	2	50%	0	1	100%	0	0%

Property Crime	Current Week	Last Week	3rd Wk	4th Wk	Past 28 Days	Past 28 Days LY	Chg.	Current Year	Last Year	Chg.	Wght. 5yr Avg	Chg.
Burglary	0	0	0	0	0	1	--	0	0	0%	0	--
MV Theft	0	1	0	1	2	1	100%	0	0	0%	0	--
Larceny from MV	0	0	0	0	0	2	--	0	0	0%	0	--
Larceny**	1	2	6	1	10	7	43%	1	1	0%	1	0%
Total	1	3	6	2	12	11	9%	1	1	0%	1	0%

Other Crime	Current Week	Last Week	3rd Wk	4th Wk	Past 28 Days	Past 28 Days LY	Chg.	Current Year	Last Year	Chg.	Wght. 5yr Avg	Chg.
Assault Other	1	1	2	3	7	9	-22%	1	4	-75%	2	-50%
Vandalism	0	1	1	2	4	8	-50%	0	3	-100%	2	--
Drug Offenses	0	0	0	0	0	0	--	0	0	0%	0	--
Weapons Offenses	0	0	0	0	0	2	--	0	0	0%	0	--
Weapons Offenses W Firearm	0	0	0	0	0	1	--	0	1	-100%	0	--
Total	1	2	3	5	11	20	-45%	1	8	-88%	4	-75%



Figures are preliminary and subject to further analysis and revision

* Sex Offenses, Forcible includes forcible rape, forcible sodomy, forcible fondling, sexual assault with an object

** Larceny includes shoplifting, pickpocket, pursesnatch, from building, bicycles, motor vehicle parts or accessories, and other.



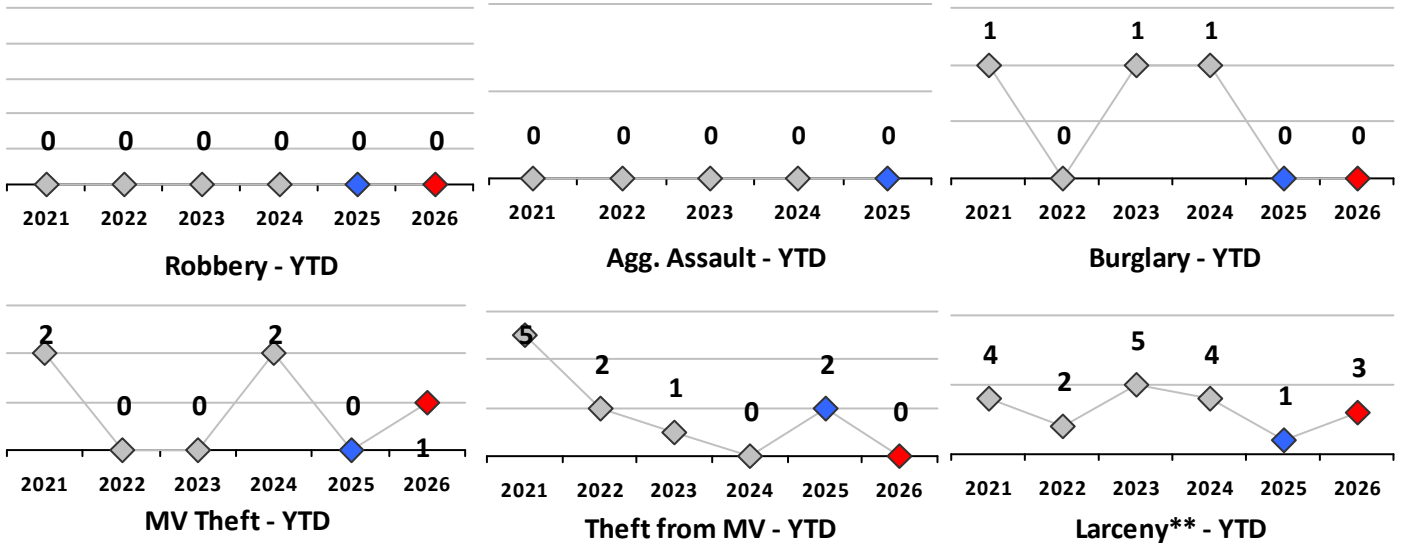
Part I Crime - Comparison Report

Providence Police Department

Through 1/4/2026
Week 1

District 4

	4 Week Trend 12/8/2025 - 1/4/2026				Past 28 Days 12/8/2025 - 1/4/2026			Year to Date January 1 - January 4				
	Current Week	Last Week	3rd Wk	4th Wk	Past 28 Days	Past 28 Days LY	Chg.	Current Year	Last Year	Chg.	Wght. 5yr Avg	Chg.
Violent Crime												
Homicide	0	0	0	0	0	0	--	0	0	0%	0	--
Sex Offenses, Forcible*	0	0	1	0	1	0	--	0	0	0%	0	--
Robbery Other	2	0	0	0	2	0	--	0	0	0%	0	--
Robbery W Firearm	0	0	0	0	0	0	--	0	0	0%	0	--
Agg. Assault	1	1	1	2	5	3	67%	0	0	0%	0	--
Agg. Assault W Firearm	0	1	0	0	1	0	--	0	0	0%	0	--
Total	3	2	2	2	9	3	200%	0	0	0%	0	0%
Property Crime												
Burglary	0	3	0	3	6	5	20%	0	0	0%	1	--
MV Theft	1	1	1	3	6	5	20%	1	1	0%	1	0%
Larceny from MV	3	3	5	1	12	11	9%	0	2	-100%	2	--
Larceny**	7	9	1	6	23	14	64%	3	1	200%	4	-25%
Total	11	16	7	13	47	35	34%	4	4	0%	7	-43%
Other Crime												
Assault Other	6	3	11	5	25	14	79%	3	3	0%	4	-25%
Vandalism	3	6	10	2	21	21	0%	1	3	-67%	2	-50%
Drug Offenses	1	1	2	3	7	11	-36%	1	0	100%	1	0%
Weapons Offenses	0	0	0	0	0	4	--	0	1	-100%	1	--
Weapons Offenses W Firearm	0	0	0	0	0	3	--	0	0	0%	0	--
Total	10	10	23	10	53	53	0%	5	7	-29%	7	-29%



Figures are preliminary and subject to further analysis and revision

* Sex Offenses, Forcible includes forcible rape, forcible sodomy, forcible fondling, sexual assault with an object

** Larceny includes shoplifting, pickpocket, pursesnatch, from building, bicycles, motor vehicle parts or accessories, and other.



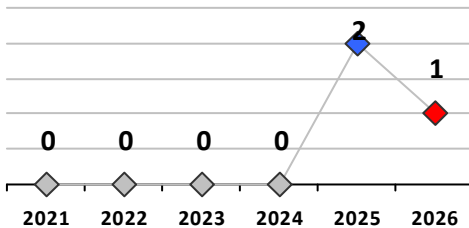
Part I Crime - Comparison Report

Providence Police Department

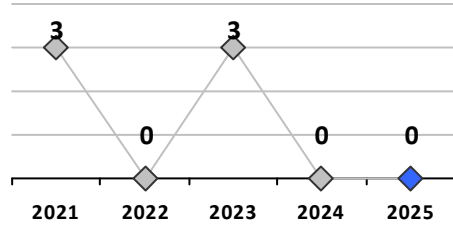
Through 1/4/2026
Week 1

District 5

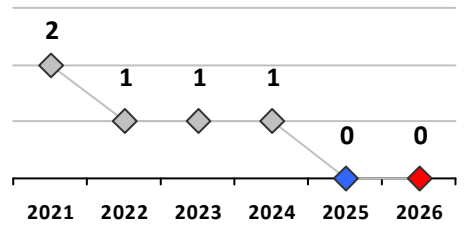
	4 Week Trend 12/8/2025 - 1/4/2026				Past 28 Days 12/8/2025 - 1/4/2026			Year to Date January 1 - January 4				
	Current Week	Last Week	3rd Wk	4th Wk	Past 28 Days	Past 28 Days LY	Chg.	Current Year	Last Year	Chg.	Wght. 5yr Avg	Chg.
Violent Crime												
Homicide	0	0	0	0	0	0	--	0	0	0%	0	--
Sex Offenses, Forcible*	0	0	0	0	0	2	--	0	0	0%	0	--
Robbery Other	1	0	0	0	1	0	--	1	0	100%	0	--
Robbery W Firearm	0	0	0	0	0	2	--	0	2	-100%	1	--
Agg. Assault	1	0	0	2	3	5	-40%	0	1	-100%	1	--
Agg. Assault W Firearm	0	0	0	0	0	0	--	0	0	0%	0	--
Total	2	0	0	2	4	9	-56%	1	3	-67%	2	-50%
Property Crime												
Burglary	0	0	0	0	0	2	--	0	0	0%	1	--
MV Theft	0	0	0	1	1	3	-67%	0	1	-100%	1	--
Larceny from MV	0	0	0	0	0	6	--	0	2	-100%	2	--
Larceny**	1	1	1	1	4	12	-67%	1	2	-50%	3	-67%
Total	1	1	1	2	5	23	-78%	1	5	-80%	5	-80%
Other Crime												
Assault Other	3	5	3	1	12	19	-37%	1	4	-75%	3	-67%
Vandalism	4	1	1	0	6	10	-40%	1	1	0%	3	-67%
Drug Offenses	0	0	0	1	1	2	-50%	0	0	0%	0	--
Weapons Offenses	0	0	0	1	1	0	--	0	0	0%	0	--
Weapons Offenses W Firearm	0	0	0	4	4	1	300%	0	0	0%	0	--
Total	7	6	4	7	24	32	-25%	2	5	-60%	6	-67%



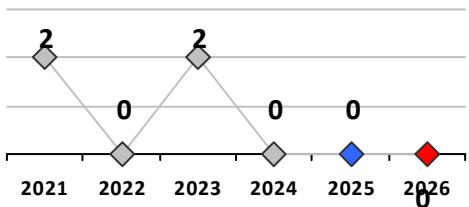
Robbery - YTD



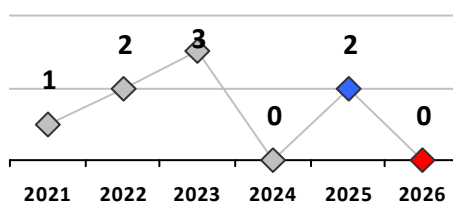
Agg. Assault - YTD



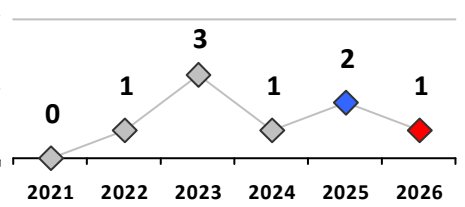
Burglary - YTD



MV Theft - YTD



Theft from MV - YTD



Larceny** - YTD

Figures are preliminary and subject to further analysis and revision

* Sex Offenses, Forcible includes forcible rape, forcible sodomy, forcible fondling, sexual assault with an object

** Larceny includes shoplifting, pickpocket, pursesnatch, from building, bicycles, motor vehicle parts or accessories, and other.



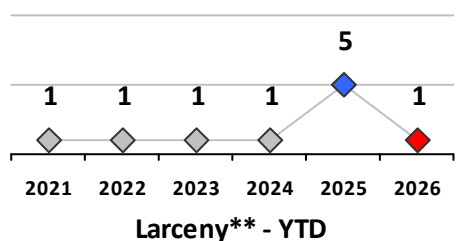
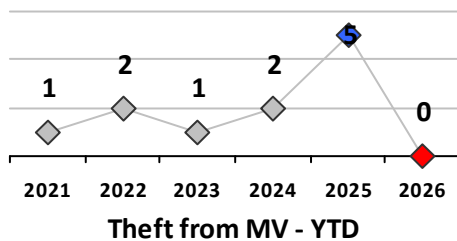
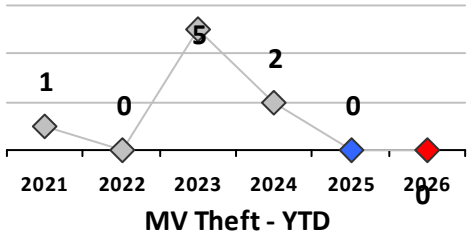
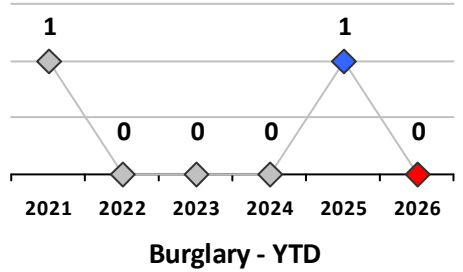
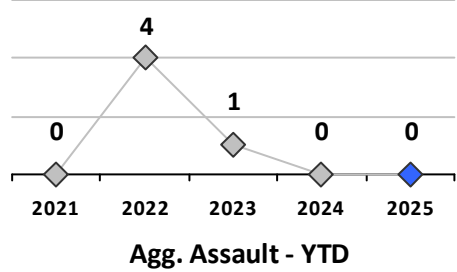
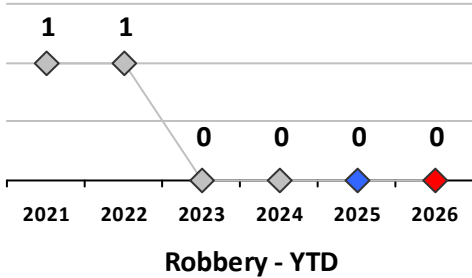
Part I Crime - Comparison Report

Providence Police Department

Through 1/4/2026
Week 1

District 6

	4 Week Trend 12/8/2025 - 1/4/2026				Past 28 Days 12/8/2025 - 1/4/2026			Year to Date January 1 - January 4				
	Current Week	Last Week	3rd Wk	4th Wk	Past 28 Days	Past 28 Days LY	Chg.	Current Year	Last Year	Chg.	Wght. 5yr Avg	Chg.
Violent Crime												
Homicide	0	0	0	0	0	0	--	0	0	0%	0	--
Sex Offenses, Forcible*	0	0	1	0	1	0	--	0	0	0%	0	--
Robbery Other	0	0	0	0	0	0	--	0	0	0%	0	--
Robbery W Firearm	0	0	0	0	0	1	--	0	0	0%	0	--
Agg. Assault	0	0	4	0	4	3	33%	0	0	0%	1	--
Agg. Assault W Firearm	0	0	0	0	0	0	--	0	0	0%	0	--
Total	0	0	5	0	5	4	25%	0	0	0%	0	0%
Property Crime												
Burglary	0	0	1	0	1	2	-50%	0	1	-100%	1	--
MV Theft	0	1	0	1	2	7	-71%	0	1	-100%	2	--
Larceny from MV	0	0	0	2	2	8	-75%	0	5	-100%	3	--
Larceny**	3	0	1	1	5	12	-58%	1	5	-80%	2	-50%
Total	3	1	2	4	10	29	-66%	1	12	-92%	8	-88%
Other Crime												
Assault Other	7	2	2	1	12	16	-25%	3	4	-25%	3	0%
Vandalism	4	4	2	4	14	11	27%	0	1	-100%	2	--
Drug Offenses	0	0	1	1	2	1	100%	0	1	-100%	1	--
Weapons Offenses	0	0	0	0	0	1	--	0	1	-100%	1	--
Weapons Offenses W Firearm	0	0	0	0	0	0	--	0	0	0%	1	--
Total	11	6	5	6	28	29	-3%	3	7	-57%	7	-57%



Figures are preliminary and subject to further analysis and revision

* Sex Offenses, Forcible includes forcible rape, forcible sodomy, forcible fondling, sexual assault with an object

** Larceny includes shoplifting, pickpocket, pursesnatch, from building, bicycles, motor vehicle parts or accessories, and other.



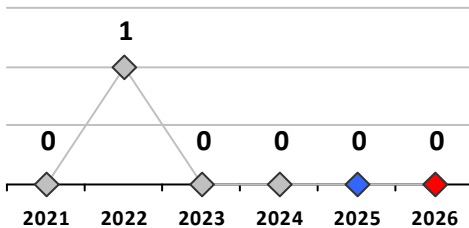
Part I Crime - Comparison Report

Providence Police Department

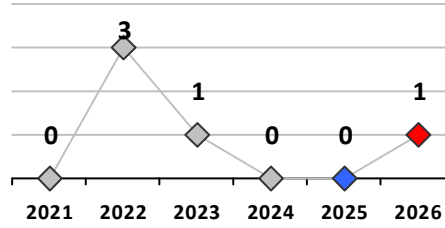
Through 1/4/2026
Week 1

District 7

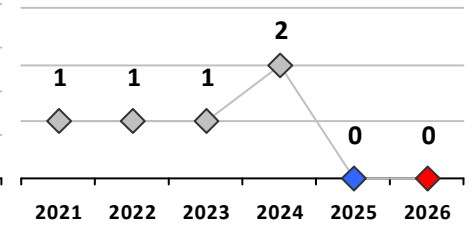
	4 Week Trend 12/8/2025 - 1/4/2026				Past 28 Days 12/8/2025 - 1/4/2026			Year to Date January 1 - January 4				
	Current Week	Last Week	3rd Wk	4th Wk	Past 28 Days	Past 28 Days LY	Chg.	Current Year	Last Year	Chg.	Wght. 5yr Avg	Chg.
Violent Crime												
Homicide	0	0	0	0	0	0	--	0	0	0%	0	--
Sex Offenses, Forcible*	1	0	1	1	3	0	--	1	0	100%	0	--
Robbery Other	0	0	0	0	0	0	--	0	0	0%	0	--
Robbery W Firearm	0	0	0	0	0	1	--	0	0	0%	0	--
Agg. Assault	2	0	0	1	3	3	0%	0	0	0%	1	--
Agg. Assault W Firearm	1	0	0	0	1	1	0%	1	0	100%	0	--
Total	4	0	1	2	7	5	40%	2	0	200%	1	100%
Property Crime												
Burglary	1	1	0	2	4	1	300%	0	0	0%	1	--
MV Theft	1	0	1	4	6	6	0%	0	1	-100%	2	--
Larceny from MV	2	5	2	4	13	8	63%	1	3	-67%	2	-50%
Larceny**	7	5	7	10	29	25	16%	1	4	-75%	4	-75%
Total	11	11	10	20	52	40	30%	2	8	-75%	8	-75%
Other Crime												
Assault Other	5	8	7	8	28	29	-3%	1	3	-67%	5	-80%
Vandalism	5	5	6	2	18	19	-5%	2	5	-60%	4	-50%
Drug Offenses	0	0	0	3	3	4	-25%	0	1	-100%	1	--
Weapons Offenses	1	1	0	0	2	3	-33%	1	0	100%	0	--
Weapons Offenses W Firearm	1	2	1	0	4	1	300%	1	0	100%	0	--
Total	12	16	14	13	55	56	-2%	5	9	-44%	10	-50%



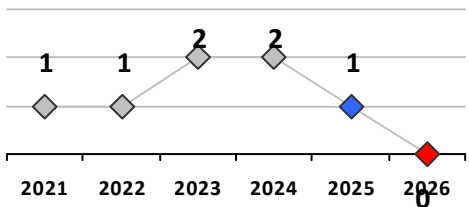
Robbery - YTD



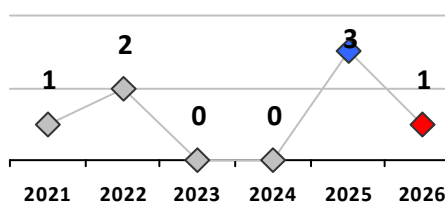
Agg. Assault - YTD



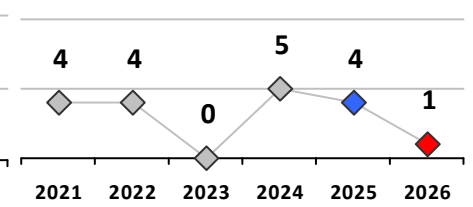
Burglary - YTD



MV Theft - YTD



Theft from MV - YTD



Larceny** - YTD

Figures are preliminary and subject to further analysis and revision

* Sex Offenses, Forcible includes forcible rape, forcible sodomy, forcible fondling, sexual assault with an object

** Larceny includes shoplifting, pickpocket, pursesnatch, from building, bicycles, motor vehicle parts or accessories, and other.



Part I Crime - Comparison Report

Providence Police Department

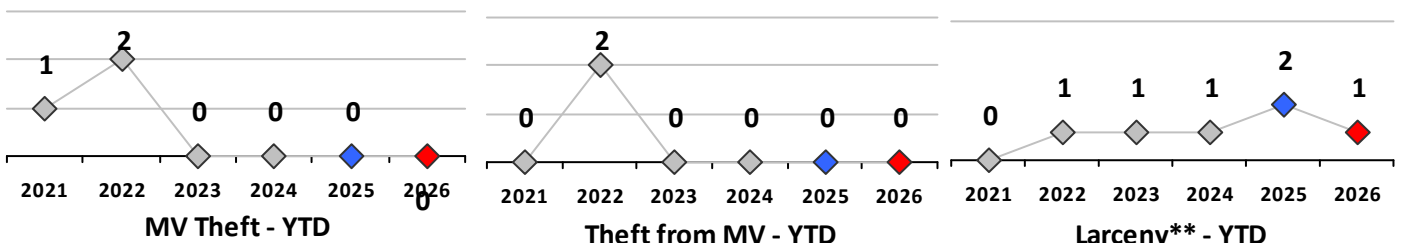
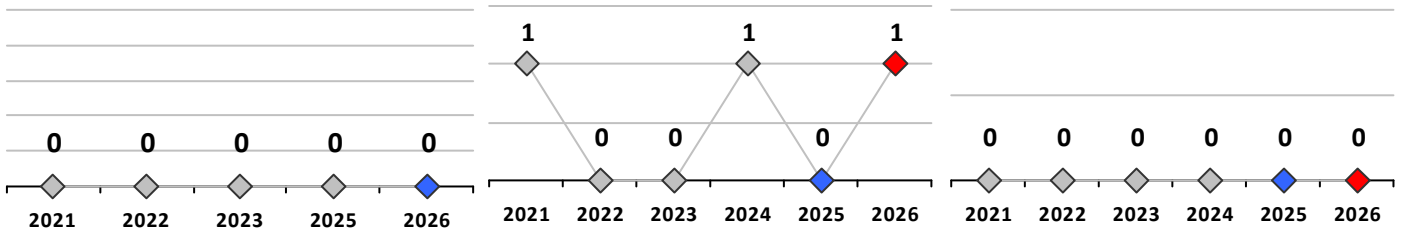
Through 1/4/2026
Week 1

District 8												
4 Week Trend <i>12/8/2025 - 1/4/2026</i>					Past 28 Days <i>12/8/2025 - 1/4/2026</i>			Year to Date <i>January 1 - January 4</i>				

Violent Crime	Current Week	Last Week	3rd Wk	4th Wk	Past 28 Days	Past 28 Days LY	Chg.	Current Year	Last Year	Chg.	Wght. 5yr Avg	Chg.
Homicide	0	0	0	0	0	0	--	0	0	0%	0	--
Sex Offenses, Forcible*	0	0	0	0	0	0	--	0	0	0%	0	--
Robbery Other	0	0	0	0	0	0	--	0	0	0%	0	--
Robbery W Firearm	0	0	0	0	0	0	--	0	0	0%	0	--
Agg. Assault	1	0	1	0	2	0	--	1	0	100%	0	--
Agg. Assault W Firearm	1	0	0	0	1	0	--	0	0	0%	0	--
Total	2	0	1	0	3	0	300%	1	0	100%	0	100%

Property Crime	Current Week	Last Week	3rd Wk	4th Wk	Past 28 Days	Past 28 Days LY	Chg.	Current Year	Last Year	Chg.	Wght. 5yr Avg	Chg.
Burglary	0	0	0	0	0	0	--	0	0	0%	0	--
MV Theft	0	0	1	0	1	3	-67%	0	0	0%	0	--
Larceny from MV	1	1	0	1	3	2	50%	0	0	0%	0	--
Larceny**	3	5	2	0	10	13	-23%	1	2	-50%	1	0%
Total	4	6	3	1	14	18	-22%	1	2	-50%	2	-50%

Other Crime	Current Week	Last Week	3rd Wk	4th Wk	Past 28 Days	Past 28 Days LY	Chg.	Current Year	Last Year	Chg.	Wght. 5yr Avg	Chg.
Assault Other	4	2	2	0	8	4	100%	4	1	300%	1	300%
Vandalism	0	0	0	1	1	11	-91%	0	3	-100%	1	--
Drug Offenses	0	0	0	0	0	0	--	0	0	0%	0	--
Weapons Offenses	0	0	0	0	0	1	--	0	0	0%	0	--
Weapons Offenses W Firearm	0	0	0	0	0	0	--	0	0	0%	0	--
Total	4	2	2	1	9	16	-44%	4	4	0%	2	100%



Figures are preliminary and subject to further analysis and revision

* Sex Offenses, Forcible includes forcible rape, forcible sodomy, forcible fondling, sexual assault with an object

** Larceny includes shoplifting, pickpocket, pursesnatch, from building, bicycles, motor vehicle parts or accessories, and other.



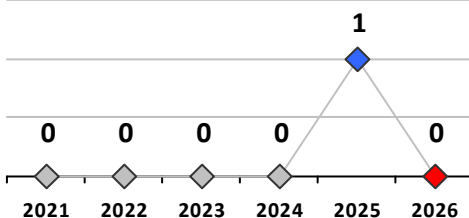
Part I Crime - Comparison Report

Providence Police Department

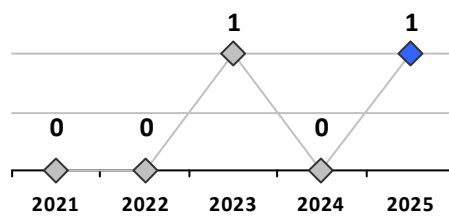
Through 1/4/2026
Week 1

District 9

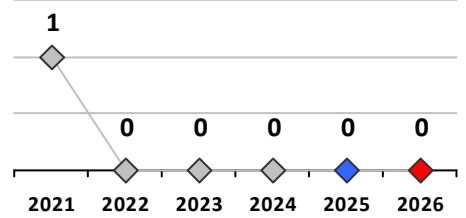
	4 Week Trend 12/8/2025 - 1/4/2026				Past 28 Days 12/8/2025 - 1/4/2026			Year to Date January 1 - January 4				
	Current Week	Last Week	3rd Wk	4th Wk	Past 28 Days	Past 28 Days LY	Chg.	Current Year	Last Year	Chg.	Wght. 5yr Avg	Chg.
Violent Crime												
Homicide	0	0	0	2	2	0	--	0	0	0%	0	--
Sex Offenses, Forcible*	0	0	0	0	0	1	--	0	0	0%	0	--
Robbery Other	0	0	0	1	1	1	0%	0	1	-100%	0	--
Robbery W Firearm	0	0	0	0	0	0	--	0	0	0%	0	--
Agg. Assault	0	0	0	0	0	2	--	0	1	-100%	1	--
Agg. Assault W Firearm	0	0	0	9	9	0	--	0	0	0%	0	--
Total	0	0	0	12	12	4	200%	0	2	200%	0	0%
Property Crime												
Burglary	0	0	0	0	0	1	--	0	0	0%	0	--
MV Theft	0	0	0	0	0	2	--	0	0	0%	0	--
Larceny from MV	0	1	0	1	2	0	--	0	0	0%	1	--
Larceny**	0	0	2	1	3	5	-40%	0	1	-100%	2	--
Total	0	1	2	2	5	8	-38%	0	1	100%	3	300%
Other Crime												
Assault Other	0	3	2	0	5	7	-29%	0	0	0%	0	--
Vandalism	0	1	2	1	4	3	33%	0	1	-100%	1	--
Drug Offenses	0	0	0	0	0	0	--	0	0	0%	0	--
Weapons Offenses	0	0	0	2	2	0	--	0	0	0%	0	--
Weapons Offenses W Firearm	0	0	0	0	0	0	--	0	0	0%	0	--
Total	0	4	4	3	11	10	10%	0	1	100%	1	100%



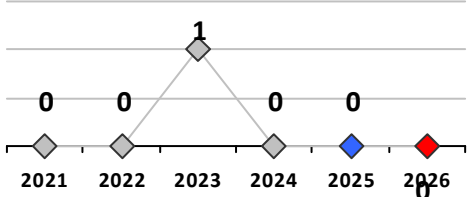
Robbery - YTD



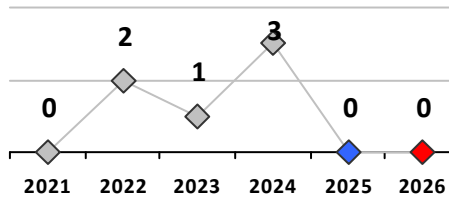
Agg. Assault - YTD



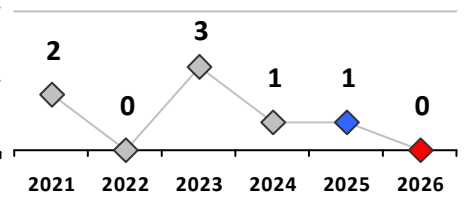
Burglary - YTD



MV Theft - YTD



Theft from MV - YTD



Larceny** - YTD

Figures are preliminary and subject to further analysis and revision

* Sex Offenses, Forcible includes forcible rape, forcible sodomy, forcible fondling, sexual assault with an object

** Larceny includes shoplifting, pickpocket, pursesnatch, from building, bicycles, motor vehicle parts or accessories, and other.